

PAPER • OPEN ACCESS

Relationships between of Sea Urchins Abundance, Macroalgae and Coral Closure on the Cemara Kecil island

To cite this article: Suryanti Suryanti *et al* 2018 *J. Phys.: Conf. Ser.* **1025** 012038

View the [article online](#) for updates and enhancements.

Related content

- [Mapping of Nitrate, Phospat And Zooxanthelae With Abundance Of Sea Urchins on Massive Coral Reef in Karimunjawa Island](#)
S Suryanti, C Ain and N Latifah
- [Biodiversity of Cryptofauna \(Decapods\) and Their Correlation with Dead Coral *Pocillopora* sp. Volume at Bunaken Island, North Sulawesi](#)
Muhammad Danie Al Malik, Nenik Kholilah, Eka Maya Kurniasih *et al.*
- [Diversity and Abundance of Chlorophyta in Krakal Beach, Gunung Kidul, Yogyakarta](#)
A.C. Putri, I.C. Nugroho, N.U.N. Firdaus *et al.*



IOP | ebooks™

Bringing together innovative digital publishing with leading authors from the global scientific community.

Start exploring the collection—download the first chapter of every title for free.

Relationships between of Sea Urchins Abundance, Macroalgae and Coral Closure on the Cemara Kecil island

Suryanti Suryanti*, Churun Ain, and Nurul Latifah

Department of Aquatic Resources
Faculty of Fisheries and Marine Sciences, Diponegoro University
Jl. Prof. Soedarto SH Tembalang Semarang, Indonesia – 50275

e-mail address: suryantidr@gmail.com

Abstract. Sea urchins are one of the key species for coral reef communities because have the capability for controlling populations of microalgae. The existence of sea urchins in an waters ecosystem influenced by abiotic and biotic environmental factors such as intraspecific or intraspecific interactions. This study aims to determine the relationship between the abundance of Sea Urchins, Macroalga on massive coral, and coral cover on Cemara Kecil Island by PCA analysis. The study was conducted in May 2017 in Cemara Kecil Island. Method of research with Haphazard sampling technique. The results indicate that numbers of sea urchins found ranges from 78-130 ind/m², an abundance of macroalgae found are *Sargassum* sp 1.36%, *Caulerpa* sp.7.43% and *Padina* sp 91.21%. The results of substrate cover are living coral 47,21%, dead coral 23.33%, other fauna 2.85% and abiotic element 26,61%. Based on the results of PCA analysis that Sea Urchin abundance has a positive correlation with the closure of Coral Reef and *Caulerpa* sp. While the *Padina* sp and *Sargassum* sp have a positive correlation as well as abiotic factors, dead coral, and other fauna.

Keywords: Sea Urchin, Macroalgae, Coral, Cemara Kecil Island

1. Introduction

Sea Urchins are marine animals that have no backbone and are classified in Echinoderms phylum, have an important role in ecosystems and high-value [1]–[3]. Organisms in the class Echinoidea is a determinant of the abundance and spread of marine plants in the sea waters dangka and has a variety of species that are abundant and almost occupy all the habitats on earth [4]. Sea Urchin plays a role in regulating algae communities and affect the percentage of coral cover, this is because the habitat of sea urchin other than algae ecosystem is also found in coral reef ecosystem [5]

In the State of Indonesia, Sea Urchins have local names such as Bulu Babi, Landak Laut, Tayum dan Tehe-tehe. They are included in the phylum Echinodermata in which there are also Sand Dollars, Sea Cucumber, Sea Stars, Sea Lilies, Sea Biscuits, and Brittle Star [6]. The habitat of the sea urchins includes algae-covered rocky areas, seagrass ecosystems and coral reef ecosystems [7], [8] and has a color that varies between species such as brown, black, green, white, or red [9]. They also act as predators of marine vegetation where their habits eat macroalgae and microalgae, so they have the ability to control the growth and spread of vegetation at sea [10], [11]. Sea Urchins on coral reefs, altering algae



communities from fleshy algae, hostile to corals, to nourish coral algae that facilitate coral recruitment and coral reef resistance [12].

Sea Urchins is a class Echinoidea phylum Echinodermata and a variety of species in shallow seas [13]. Based on the shape of the body, the class of Echinoidea is divided into two main subclasses, regular and irregular sea urchin [14]. The Sea Urchin is one of the marine organisms that have important economic and ecological values [15]. At this time, only regular Sea Urchins that has a consumption value. The main part used from these sea urchins is gonads/eggs [16].

Sea Urchins are the main herbivorous animals that mantle algae in shallow seas around the world [17]. A balance between sea urchins, algae, kelp and coral reef productivity. Good coral reef ecosystem conditions will be followed by abundance of sea urchins as a balancing of coral reefs and inhibitors of algae expansion [18], [19]. The abundant Sea Urchin can damage the kelp fields [20]. Certain types of Sea Urchins such as *Strongylocentrotus droebachiensis* increased can result in the kelp fields [21], [22]. However, when the kelp fields are destroyed by storms or El Niño events, the remaining Sea Urchins are feeding on young kelp, thus preventing the re-establishment of kelp forest [23]. However, Sea Uchins may be destroyed by storms or disease, allowing kelp forests to return to the area [24].

One of the areas of water in Indonesia that have an appropriate ecosystem as a habitat for Echinodermata is the waters around Karimunjawa Islands [25]. One of the small islands of Karimunjawa Island is called Pulau Cemara Kecil. The ecosystems found on this island are macroalgae and coral reef ecosystem. In contrast to other major islands, research on the diversity of fauna in the mouse island is relatively limited. The limited information on Echinodermata particularly the sea urchins on the island led to the need to conduct a study to identify the sea urchin biota and analyze its abundance with the abundance of macroalgae and coral closure on the island.

2. Materials and Methods

Sea Urchin, Macroalga, and Coral closure sampling are conducted around Pulau Cemara Kecil consisting of 4 observation stations (Figure 1). The study took was conducted in May 2017.




Figure 1. Map of Location

Sampling Coral closure using line transect method. There are 4 line transects that determined in accordance with the number of research stations with a length of 50 meters. Determination of the location of this research is done by Haphazard sampling method that creates a random sample by haphazardly choosing items in order to try and recreate true randomness. The sampling process is done when the sea water receded at around 11:00 am until 00:30 pm. Each Sea Urchin and Macroalga sample was found and then immediately observed. Sample calculations are performed by counting the number of individual sea urchins present and macroalgae in a frame every one meter on a line transect. Statistical procedure and data analysis used PCA (*Principal Component Analysis*) that determined correlation variable between macroalgae, sea urchin and coral closure.

3. RESULT AND DISCUSSION

The result are the number of sea urchins was found in the range of 78 - 130 ind/m² with dominant *Diadema setosum* species and *Echinotrix calamaris*. Sea Urchins are herbivores organism so that the presence of sea urchins determines the abundance and distribution of marine plants such as algae in shallow sea waters [26]. The results showed correlation value (r) it is reinforced that's mean strong correlation between the density of sea urchins and the habitats containing algae or a combination of dead corals and algae, it is reinforced by [27] there is a significant correlation between the density of sea urchins and habitats that contain algae or a combination of rock and algae.

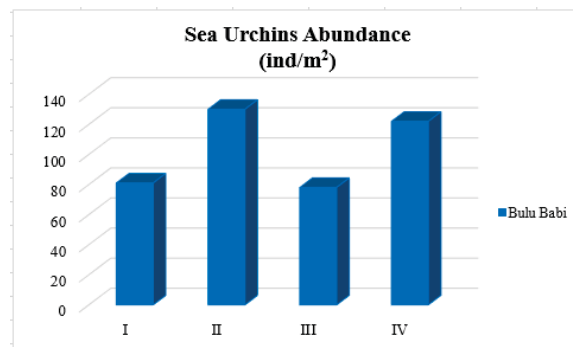


Figure 2. Measurement Result of Sea Urchin Abundance

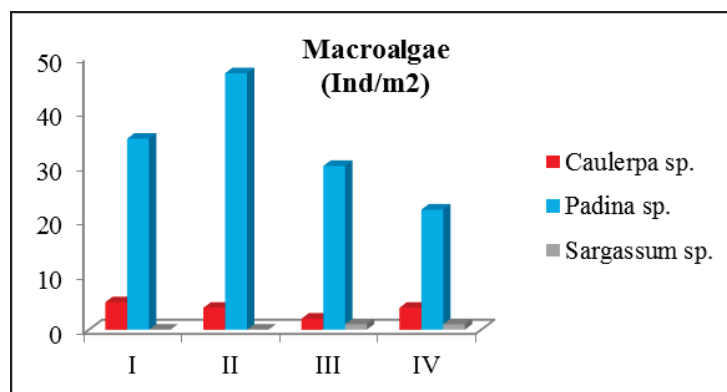


Figure 3. Measurement Result of Macroalgae

Based on figure 3 it can be seen that there are 3 species that is *Caulerpa sp*, *Padina sp* and *Sargassum sp* dominate in research location. This is possible because at the location of the study has characteristics suitable for the growth of *Padina sp*. Seaweed is a macroalgae that has a macroscopic size and grows on rocky and sandy substrates [28], [29]. Makroalga is divided into three divisions: Chlorophyta (green algae), Phaeophyta (brown algae), and Rhodophyta (red algae) [30], [31]. Ecologically, macroalgae play an important role, potentially as pollution biomonitoring, can decrease heavy metals [32], spawning sites and food sources for marine organisms [33]. Economically several types of macroalgae an industrial raw material agar-agar, food sources, pharmaceutical, organic fertilizers, carrageenan, cosmetic, and others [34]. Generally macroalgae live in the area of the intertidal zone, the intertidal zone is the area affected by the tides. In these areas macroalgae grow and one of them is influenced by the type of substata. The type of substrate affects the type of benthic organism that lives on the surface. In addition, the distribution and abundance of macroalgae communities is influenced by abiotic variables such as tides, waves, substrate stability, nutrients, and sedimentation [35], [36].

The results of coral cover measurements that have 47,21% of living coral through the percentage can be known that live coral cover has still good. The simple regression results between abundance of sea urchins (ind/ m²) and macroalgae abundance (ind/m²) in obtained equation $y = 6,035x - 86,982$ where “y” is abundance of sea urchins and “x” is macroalgae abundance, at 95% confidence interval with correlation coefficient value of 0.786. This shows that there is a close relationship between them. For the determinant value (R^2) is 0.617, this means that sea urchins abundance is influenced by macroalgae abundance of 69.9% while the rest is another factor.

Coral reefs are ecosystems that have high water productivity. The decrease of coral cover worldwide and sea level rise can harm coral reef ecosystems in particular [37]. Coral products contribute the equivalent of US \$ 2213 (\pm 396) annually per respondent, especially in the cash economy, so there needs to be better management, to manage coral reefs and ecosystem services in the Coral Reef Triangle [38]. Coral reefs are likely to be rapidly degraded over the next 20 years, posing a fundamental challenge for the 500 million people who get food, income, coastal protection, and other services from coral reefs [39]. The tropics cover one-third (33.7%) of the planets land surface. They are home to over 35% of the human population, the vast majority of all species, contain over 40% of the world’s forests [40].

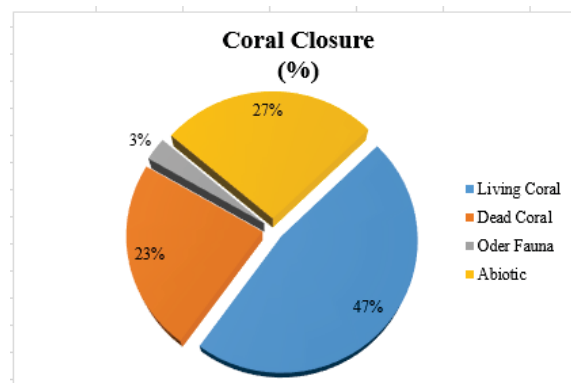


Figure 4. Measurement Result of Coral Closure

The presence of coral species in a location depends on the conditions local waters such as sunlight, salinity, temperature, current movement, substrate and water brightness. The substrate is one important factor in supporting the presence of rock corals in water. A hard and clean substrate of sludge is required for the attachment of the coral larvae that will form a new colony [41]. The mean salinity of seawater in the tropics is about 35 ‰, and coral animals live in a salinity range of about 34-36 ‰ [42]. According to [43], the global, annually tolerance limits for coral reefs are 21.7-29.6 °C for temperature, 28.7-40.4 PSU for salinity.

Table 1. Result of PCA Analysis on Rotated Component Matrix

	Component		
	1	2	3
<i>Caulerpa</i> sp	-.992	.005	.127
Living Coral	.983	-.103	-.155
Sea Urchin	.887	-.306	.346
Other Fauna	-.042	.996	-.075
Dead Coral	.137	-.986	-.093
Abiotic	-.668	.709	.227
<i>Padina</i> sp	.149	-.124	.981
<i>Sargassum</i> sp	-.346	.294	.891

The results of PCA analysis shown that Abundance of sea urchins has a positive correlation with live coral cover but both have a negative correlation with the abundance of *Caulerpa* sp (Table 1. and Figure 5.). Given the correlation of the three factors above can be estimated coral ecosystem health at the research location is still fairly good. This is due to the correlation between the three. Sea Urchins of the genus *Diadema* is one of the most abundant and ecologically important ecological echinoderms in the sea especially in coral reef ecosystems. Sea Urchins plays a very important role in the structure of coral reef and algae ecosystems. The herbivorous activity of *D. antillarum* has been reported to affect the diversity, abundance, and productivity of algal communities. *D. antillarum* also influences coral recruitment by consuming algae and opening new reef substrates, making them available for coral larval settlement. Urchins are also known to be major bioeroders on reefs, influencing benthic community structure.

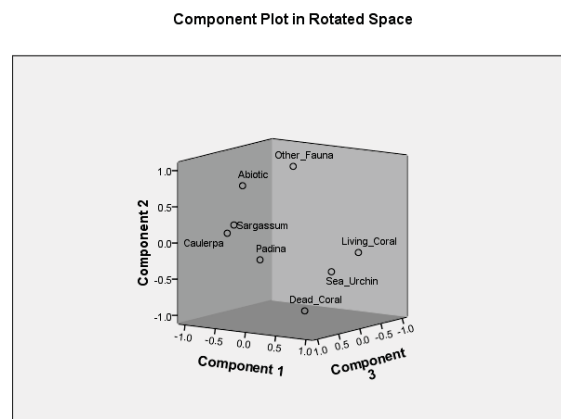


Figure 5. Result of PCA Analysis on Rotated Space

The spines of *D. antillarum* serves as a shelter for their own teenage colonies, and other teenage species colonies, such as lobsters and grunts [44]. However, at high densities, *D. antillarum* is known to inhibit coral recruitment by preying live coral tissue of adult colonies [45]. Populations of *D. antillarum* is critically important grazers that maintain coral reef health by eating algae, keeping existing corals from being smothered and leaving clean substrate for new coral larvae to settle [46].

If in the sea there is dominant algae the abundance of sea urchins on the system is and there is no herbivor fish or fish other than herbivor fish. Removal of top predators such as sea urchins through fishing, encouraging algae to grow dominating in waters [12]. The temperate regions and predators of sea urchins resulted in the abundance of sea urchins becoming less and algae ecosystems increasingly abundant [47].

The functional roles herbivores play on coral reefs may reflect their mobility, feeding preferences, life history characteristics [48], or resistance and recovery responses to disturbances, such as fishing and coral bleaching [49]. Sea urchins are commonly found in coral reef ecosystems, especially *Diadema setosum* species because the abundance of species populations is important for coral reefs as a counterweight. It is said to be a balancer of coral reefs due to the sea urchins themselves which generally eat algae found on coral reefs [50]. Macroalgae is a competitor for coral animals in fighting for space resources (sunlight) so that if there is no sea urchin there will be an increase in the number of macroalgae and will result in the closure of coral reef living space, so the waters become eutrophic. The presence of species populations *D. setosum* is important for coral reefs as a counterweight. *Diadema* population equilibrium will keep the equilibrium of algae and coral populations. *D. setosum* species research is most dominant because the species is one of type of sea urchin (Echinoidea) that live in the reef ecosystem coral and seagrass.

4. Conclusions

The conclusion that can be obtained are the species of sea urchin found in research site is *Diadema setosum* and *Echinotrix calamaris*. The relation between abundance of sea urchins, macroalgae, and the coral closure that the sea urchin abundance causes the presence of macroalgae maintained and causes coral closure to increase

Acknowledgements

We thank to Head of Research and Community Service Centre of Diponegoro University (Undip) for the research fund from PNPB DIPA Undip in the 2017 fiscal year of, No. SP DIPA 275-040/UN7.5.1/PG/2017, to Head of BTNKJ for the permit and information.

References

- [1] A. D. Hughes, L. Brunner, E. J. Cook, M. S. Kelly, and B. Wilson 2012 *PLoS One* **7** 8
- [2] H. C. Reinardy, C. E. Emerson, J. M. Manley, and A. G. Bodnar 2015 *PLoS One* **1** 8
- [3] A. G. Bodnar 2009 *Experimental Gerontology* **44** 477–484
- [4] D. L. Pawson and D. J. Pawson 2013 *Deep. Res. Part II Top. Stud. Oceanogr* **92** 207–213
- [5] B. P. L. Goh and D. Y. F. Lim 2015 *Ocean Sci. J* **50** 211–219
- [6] K. A. Long, C. W. Nossa, M. A. Sewell, N. H. Putnam, and J. F. Ryan 2016 *GigaScience* **5** 1
- [7] N. Cabanillas-Terán, P. Loo-Andrade, R. Rodríguez-Barreras, and J. Cortés 2016 *PeerJ* **4**, p. e1578
- [8] R. Labbé-Bellas, C. A. M. M. Cordeiro, S. R. Floeter, and B. Segal 2016 *Reg. Stud. Mar. Sci* **8** 33–40
- [9] A. H. A. Toha, S. B. Sumitro, Widodo, and L. Hakim 2015 *Egypt. J. Aquat. Res* **41** 273–278
- [10] C. Bonaviri, T. V. Fernández, F. Badalamenti, P. Gianguzza, M. Di Lorenzo, and S. Riggio 2009 *Mar. Ecol. Prog. Ser* **382** 129–138
- [11] J. C. Hernández, S. Clemente, C. Sangil, and A. Brito 2008 *Mar. Environ. Res* **66** 259–270
- [12] R. S. Steneck 2013 *Dev. Aquac. Fish. Sci* **38** 195–212
- [13] D. L. Pawson, D. J. Vance, C. G. Messing, and F. A. Solís 2009 *Gulf of Mexico—Origins, Waters, and Biota. Biodiversity* 1177–1204.
- [14] L. B. Feldman, A. Kostić, D. M. Basnight-Brown, D. F. Urevi, and M. J. Pastizzo 2010 *Bilingualism* **13** 119–135
- [15] N. Jobstvogt, N. Hanley, S. Hynes, J. Kenter, and U. Witte 2014 *Ecological Economics* **97** 10–19
- [16] R. M. Aminur, A. Arshad, and F. M. Yusoff 2014 *Proceedings of the International Conference on Agricultural, Ecological and Medical Sciences (AEMS'14)* 39–48.
- [17] H. Wessels, U. Karsten, C. Wiencke, and W. Hagen 2012 *Polar Biol* **35** 555–565
- [18] B. Konar, M. S. Edwards, and J. A. Estes 2014 *Hydrobiologia* **724** 91–107
- [19] S. D. Ling and C. R. Johnson 2009 *Mar. Ecol. Prog. Ser* **374** 113–125
- [20] N. L. Stewart and B. Konar 2012 *J. Mar. Biol* 1–12
- [21] C. Feehan, R. E. Scheibling, and J. S. Lauzon-Guay 2012 *Mar. Ecol. Prog. Ser* **444** 69–83
- [22] K. Filbee-Dexter and R. E. Scheibling 2014 *Marine Ecology Progress Series* **495** 1–25
- [23] C. W. Fagerli, K. M. Norderhaug, and H. C. Christie 2013 *Mar. Ecol. Prog. Ser* **488** 119–132
- [24] Y. N. Wang, Y. Q. Chang, and J. M. Lawrence 2013 *Dev. Aquac. Fish. Sci* **38** 179–186
- [25] Suryanti and Ruswahyuni 2014 *Saintek Perikanan* **10** 62–67
- [26] C. J. Feehan and R. E. Scheibling 2014 *Marine Biology* **161** 1467–1485
- [27] T. Bekkby, G. Angeltveit, H. Gundersen, L. Tveiten, and K. M. Norderhaug 2015 *Mar. Biol. Res* **11** 375–384
- [28] G. Diaz-pulido, L J Mccook, W D Larkum, H K Lotze, J a Raven, B Schaffelke, J E Smith,
- [29] and R S Steneck 2007 *Clim. Chang. Gt. Barrier Reef A Vulnerability Assessment, Part II Species Species Groups* 153–192
- [30] J. Rote, D. Hays, and J. Benemann 2012 *Natl. Pet. Counc*
- [31] V. Mariya and V. S. Ravindran 2013 *Indian Journal of Marine Sciences* **42** 527–537

- [32] W. Pratama, S. C. Dewi, I. Z. R. Sari, A. Hardiyati, and A. E. Wajong 2015 *KnE Life Sci* **2** p 514
- [33] I. Akcali and F. Kucuksezgin 2011 *Mar. Pollut. Bull* **62** 637–645
- [34] D. Krause-Jensen and C. M. Duarte 2016 *Nat. Geosci* **9** 737–742
- [35] V. V. Menon 2011 *Handbook of Marine Macroalgae: Biotechnology and Applied Phycology* 541–555
- [36] E. Ramos, J. R. Díaz de Terán, A. Puente, and J. A. Juanes 2016 *Estuar. Coast. Shelf Sci* **179** 90–98
- [37] A. A. V. Flores, R. A. Christofolletti, A. L. F. Peres, A. M. Ciotti, and S. A. Navarrete 2015 *J. Exp. Mar. Bio. Ecol* **463** 39–48
- [38] B. T. Van Zanten, P. J. H. Van Beukering, and A. J. Wagtendonk 2014 *Ocean Coast. Manag* **96** 94–103
- [39] J. A. Albert, A. D. Olds, S. Albert, A. Cruz-Trinidad, and A. M. Schwarz 2015 *Mar. Policy* **62** 244–251
- [40] O. Hoegh-Guldberg, E. S. Poloczanska, W. Skirving, and S. Dove 2017 *Front. Mar. Sci* **4**
- [41] M. B. Bush 2011 *Tropical Rainforest Responses to Climatic Change*
- [42] M. I. H. Putra, S. Afatta, J. Wilson, A. Muljadi, and I. Yusidarta 2015 *Procedia Environ. Sci* **23** 230–239
- [43] Suryanti, Supriharyono, and W. Indrawan 2011 *Buletion Oseanografi Mar* **1** 106–119
- [44] Y. Guan, S. Hohn, and A. Merico 2015 *PLoS One* **10** 6
- [45] R. J. Miller, A. J. Adams, J. P. Ebersole, and E. Ruiz 2007 *J. Exp. Mar. Bio. Ecol* **349** 215–222
- [46] D. V. Ruiz-Ramos, E. A. Hernández-Delgado, and N. V. Schizas 2011 *Bull. Mar. Sci* **87** 113–127
- [47] E. A. Lacey, J. W. Fourqurean, and L. Collado-Vides 2013 *Bull. Mar. Sci* **89** 603–620
- [48] J. K. O’Leary, D. Potts, K. M. Schoenrock, and T. R. McClahanan 2013 *Mar. Ecol. Prog. Ser* **493** 165–177
- [49] S. A. Sandin and D. E. McNamara 2012 *Oecologia* **168** 1079–1090
- [50] J. R. Guest J. Low, K. Tun, B. Wilson, C. Ng, D. Raingeard, K. E. Ulstrup, J. T.I. Tanzil, P. A. Todd, T. C. D. Toh, McDougald, L. M. Chou and P. D. Steinberg 2016 *Sci. Rep* **6**
- [51] Suryanti and C. A’in 2013 *Prosiding SEMNAS III Fishery and Marine Products FPIK UNDIP Semarang* **4** 165–172

PAPER • OPEN ACCESS

The 7th International Seminar on New Paradigm and Innovation on Natural Science and Its Application

To cite this article: 2018 *J. Phys.: Conf. Ser.* **1025** 011001

View the [article online](#) for updates and enhancements.

Related content

- [Workshop and International Seminar on Science of Complex Natural Systems](#)
Husin Alatas and Hendradi Hardhienata
- [Once a physicist: Jon Palfreman](#)
- [International Seminar on Mathematics and Physics in Sciences and Technology 2017 \(ISMAP 2017\)](#)



IOP | ebooks™

Bringing you innovative digital publishing with leading voices to create your essential collection of books in STEM research.

Start exploring the collection - download the first chapter of every title for free.

PREFACE

The 7th International Seminar on New Paradigm and Innovation on Natural Sciences and Its Application (ISNPINSA-7) is annual conferences organized by Faculty of Sciences and Mathematics (FSM) Diponegoro University and has been successfully conducted since 2011. The aims of ISNPINSA are to facilitate brain storming and state of the art information in field of sciences and mathematics; to increase innovation of technology that can be applied in industries; to contribute in formulating strategy to increase the role of science for community; and to stimulate collaboration between industries, researchers and government to increase community welfare. The theme of 7th ISNPINSA in 2017 is “*Science and Data Science for Sustainable Development Goals*”.

The scope of the field of participants comes from various fields including biology, physics, chemistry, statistics, mathematics, informatics, environment, public health, and relevant fields that contribute to sustainable development. The conference was held in Semarang, Indonesia on October, 17th, 2017. There were three keynote speakers and three invited speaker who came from Japan, Italy, Malaysia, Philipines and Indonesia. The number of participants of this seminar were more than 200 consist of researchers, lecturers, postgraduate and undergraduate students from various universities and after the selection process there are 132 articles selected to be published in the present conference proceeding.

The Editors

Dr. Budi Warsito

Sapto Purnomo Putro, Ph.D.

Ali Khumaeni, Ph.D.

CONFERENCE PHOTOGRAPH









LIST OF REFEREES

1. Prof. Widowati
2. Prof. Mustafid
3. Prof. Wahyu Setia Budi
4. Sapto P Putro, PhD
5. Dr. Munifatul Izzati
6. Dr. Budi Warsito
7. Dr. Eng. Ali Khumaeni
8. Dr. Di Asih I Maruddani
9. Dr. Muhammad Nur, DEA
10. Hendri Widyandari, PhD
11. Dr. Kusworo Adi
12. Dr. Heri Sutanto
13. Dr. Endang Kusdiyantini, DEA
14. Dr. Jafron W. Hidayat
15. Rully Rahadian, PhD
16. Anto Budiharjo, PhD
17. Dr. Tri Retnaningsih Soeprbowati
18. Ismiyanto, PhD
19. Dr. Retno Ariadi Lusiana
20. Dr. Tarno, MSi
21. Adi Wibowo, PhD

LIST OF SPEAKERS

Keynote Speaker:

Prof. Dr. Masahiko Tani	University of Fukui, Japan
Prof. Dr. Norsarahaida Saidina Amin	Universiti Teknologi Malaysia
Mario Rosario Guarracino, PhD.	Instituto di Calcolo e Reti ad Alte Prestazioni- National Research Council (ICAR-CNR), Italy
Dr. dr. Budi Wiweko, Sp. OG-KFER.	University of Indonesia, Jakarta

Invited Speaker:

Prof. Elmer S. Estacio, PhD.	National Institute of Physics, University of the Philippines, Manila,
Ismiyarto, S.Si., M.Si., PhD.	Diponegoro University, Semarang, Indonesia
Dr. Eng. Adi Wibowo, S.Si., M.Kom.	Diponegoro University, Semarang, Indonesia

LIST OF COMMITTEES

Steering Committee

Prof. Muhammad Zainuri, Diponegoro University, Indonesia
Prof. Widowati, S.Si., M.Si., Diponegoro University, Indonesia
Prof. Heru Susanto, Diponegoro University, Indonesia
Sapto Purnomo P, Ph.D, Diponegoro University, Indonesia
Drs. Bayu Surarso, M.Sc., Ph.D., Diponegoro University, Indonesia

Scientific Committee

Prof. Norsarahida Saidina Amin, Universiti Teknologi Malaysia
Prof. Dr. Masahiko Tani, University of Fukui, Japan
Mario Rosario Guarracino, Ph.D, ICAR-CNR
Prof. Elmer S. Estacio, University of the Philippines Diliman
Dr. dr. Budi Wiweko, Sp. OG-KFER, University of Indonesia
Prof. Mustafid, Ph.D., Diponegoro University, Indonesia
Prof. Wahyu Setia Budi, Diponegoro University, Indonesia
Dr. Munifatul Izzati, Diponegoro University, Indonesia
Dr. Muhammad Nur, DEA, Diponegoro University, Indonesia
Ismiyarto, Ph.D., Diponegoro University, Indonesia
Adi Wibowo, Ph.D., Diponegoro University, Indonesia

Organizing Committee

Chairman:

Dr. Budi Warsito, M.Si.

Vice Chairman:

Dr. Eng. Ali Khumaeni

Secretary:

Dr. Di Asih I Maruddani, M.Si.

Members:

Yayuk Astuti, Ph.D
Nurdin Bahtiar, S.Si., M.Kom.
Rismiyati, B.Eng, M.Cs.
Pandji Triadyaksa, SSi, M.Sc.
Nur Azizah, SE
Joko Rustianto, S.IP.
Iys Syabilla Rusda, SIP
Fajar Budi Handoyo

Secretariat:

Alik Maulidiyah, M.Sc.

Treasurer:

Titik Eryanti, SE

Choiriyah, SE

Sections**Program:**

Drs. Agus Setyo Utomo, S.Sos, MM & Team

Food:

Dra. Sri Harumaningsih, S.IP. & Team

Papers, Presentations and Proceeding:

Rahmawan Bagus Trianto, S.Kom.

Nur Rohmat, Amd

Transportation and Accomodation:

Deby Yuniarto & Team

Public Relation and Documentation:

Joko Rustianto, S.IP. & Team

PAPER • OPEN ACCESS

Peer review statement

To cite this article: 2018 *J. Phys.: Conf. Ser.* **1025** 011002

View the [article online](#) for updates and enhancements.

Related content

- [Peer review statement](#)
- [Peer review statement](#)
- [Peer review statement](#)



IOP | ebooks™

Bringing you innovative digital publishing with leading voices to create your essential collection of books in STEM research.

Start exploring the [collection](#) - download the first chapter of every title for free.

Peer review statement

All papers published in this volume of *Journal of Physics: Conference Series* have been peer reviewed through processes administered by the proceedings Editors. Reviews were conducted by expert referees to the professional and scientific standards expected of a proceedings journal published by IOP Publishing.



7th International Seminar on New Paradigm and Innovation on Natural Science and Its Application (ISNPINSA-7)

Science and Data Science for Sustainable
Development Goals

Journal of Physics: Conference Series Volume 1025

Semarang, Indonesia
17 October 2017

Part 1 of 2

Editors:

**Budi Warsito
Sapto Purnomo Putro
Ali Khumaeni**

ISBN: 978-1-5108-6404-7
ISSN: 1742-6588

Printed from e-media with permission by:

Curran Associates, Inc.
57 Morehouse Lane
Red Hook, NY 12571



Some format issues inherent in the e-media version may also appear in this print version.

Copyright© (2017) by the Institute of Physics
All rights reserved. The material featured in this book is subject to
IOP copyright protection, unless otherwise indicated.

Printed by Curran Associates, Inc. (2018)

For permission requests, please contact the Institute of Physics
at the address below.

Institute of Physics
Dirac House, Temple Back
Bristol BS1 6BE UK

Phone: 44 1 17 929 7481
Fax: 44 1 17 920 0979

techtracking@iop.org

Additional copies of this publication are available from:

Curran Associates, Inc.
57 Morehouse Lane
Red Hook, NY 12571 USA
Phone: 845-758-0400
Fax: 845-758-2633
Email: curran@proceedings.com
Web: www.proceedings.com

TABLE OF CONTENTS

PART 1

MATERIAL PHYSICS

DYE-SENSITIZED SOLAR CELL SIMULATION PERFORMANCE USING MATLAB	1
<i>Alvin Muhammad Habieb, Muhammad Irwanto, Ilham Alkian, Fitri Khalimatus Sya'Diyah, Hendri Widiyandari, Vincensius Gunawan</i>	
SYNTHESIS OF NICKEL NANOPARTICLES BY PULSE LASER ABLATION METHOD USING ND:YAG LASER	8
<i>Chusnus Shalichah, Ali Khumaeni</i>	
EMISSION CHARACTERISTICS OF COPPER USING LASER-INDUCED BREAKDOWN SPECTROSCOPY AT LOW PRESSURE	12
<i>Gali Kurniawan, Fatkhiyatus Sa'Adah, Ali Khumaeni</i>	
SYNTHESIS AND PHOTOCATALYTIC PROPERTY OF ZINC OXIDE (ZNO) FINE PARTICLE USING FLAME SPRAY PYROLYSIS METHOD	17
<i>Hendri Widiyandari, Ngurah Ayu Ketut Umiati, Rizki Dwi Herdianti</i>	
SYNTHESIS AND CHARACTERIZATION CARBOXYL FUNCTIONALIZED MULTI-WALLED CARBON NANOTUBES (MWCNT-COOH) AND NH₂ FUNCTIONALIZED MULTI-WALLED CARBON NANOTUBES (MWCNTNH₂)	24
<i>S. A. Wulandari, Arifin, Hendri Widiyandari, Agus Subagio</i>	

RADIATION PHYSICS

APPLICATION OF ASPEN PLUS FOR MUNICIPAL SOLID WASTE PLASMA GASIFICATION SIMULATION: CASE STUDY OF JATIBARANG LANDFILL IN SEMARANG INDONESIA	33
<i>Ainie Khuriati, Purwanto Purwanto, Haryono Setiyo Huboyo, Suryono Suryono, Ari Bawono Putro</i>	
RAPID IDENTIFICATION OF MACRO NUTRIENTS IN PHARMACEUTICAL MEDICINE USING LASER-INDUCED PLASMA SPECTROSCOPY	40
<i>Ali Khumaeni, Heri Sugito, Asep Yoyo Wardaya, Wahyu Setia Budi</i>	
DESIGN OF INTEGRATED POLARIZER FOR DETECTION OF LARD IMPURITIES IN COOKING OIL	45
<i>H. Sugito, K. S. Firdausi, N. K. Putri</i>	
SIMPLE DIRECT OBSERVATION OF POLARIZATION CHANGES OF RAYLEIGH SCATTERING ON SUGAR SOLUTION AT LOW CONCENTRATION	51
<i>K. Sofjan Firdausi, Heri Sugito, Nidia Kharisma Putri</i>	
LASER-INDUCED BREAKDOWN SPECTROSCOPY FOR RAPID DETECTION OF CORROSIVENESS IN CONCRETE	59
<i>Nurul Hikmantiyah, Trisna Maulana Shidiq, Ali Khumaeni</i>	
IDENTIFICATION OF NICKEL EMISSION LINES USING ND:YAG LASERINDUCED BREAKDOWN SPECTROSCOPY	64
<i>Nurul Istiqomah Nafi'Annisa, Nurul Hikmantiyah, Ali Khumaeni</i>	
LASER-INDUCED BREAKDOWN SPECTROSCOPY FOR IDENTIFICATION AND CHARACTERIZATION OF ALUMINUM	68
<i>Oki Dimas Prasetya, Trisna Maulana, Ali Khumaeni</i>	
TREATMENT OF HOSPITAL WASTE WATER BY OZONE TECHNOLOGY	73
<i>Rina Indah Dianawati, Nur Endah Wahyuningsih, Muhammad Nur</i>	
RAPID DETECTION OF THE AUTHENTICITY OF SILVER JEWELRY BY LASER INDUCED SHOCKWAVE PLASMA SPECTROSCOPY USING ND:YAG LASER 1064 NM	77
<i>R W Septianti, W S Budi, H Sugito, A Khumaeni</i>	
ELECTROHYDRODYNAMIC (EDH) DRYING OF GINGER SLICES (ZINGIBER OFFICINALE)	87
<i>Sumariyah, Ainie Khuriati, Enny Fachriyah</i>	
ION WIND GENERATION AND ITS APPLICATION TO DRYING OF WILD GINGER SLICES (CURCUMA XANTHORHIZA)	94
<i>Sumariyah, Ainie Khuriati, Enny Fachriyah</i>	

THE SPEED OF HEAVY METAL CADMIUM SEEPAGE ON "E" AND "F" FIELDS IN RESIDENTIAL AREA AROUND KANAL BANJIR BARAT RIVER OF SEMARANG CITY.	100
<i>H Danusaputro, R Gernowo, A Setyawan, B Bonita</i>	

APPLIED PHYSICS

SIMULATION MODEL OF DARRIEUS TURBINE USING SOFTWARE CFD (COMPUTATING FLUID DINAMYC) IN BEDONO VILLAGE OF DEMAK DISTRICT	105
<i>Agus Margiantono, Titik Nurhayati</i>	
LITHOLOGY AND CHARACTERISTIC OF LANDSLIDE IN GOMBEL HILL BY 2D GEOELECTRIC RESISTIVITY METHOD USING DIPOLE-DIPOLE CONFIGURATION.....	110
<i>Agus Setyawan, Muhammad Satria Fikri, Jatmiko Endro Suseno, Muhamad Fuad</i>	
ULTRASOUND-ASSISTED EXTRACTION OPTIMIZATION OF PHENOLIC COMPOUNDS FROM PSIDIUM GUAJAVA L. USING ARTIFICIAL NEURAL NETWORK-GENETIC ALGORITHM	118
<i>Annisa Amalia, Suryono Suryono, Jatmiko Endro Suseno, Ratna Kurniawati</i>	
ANALYSIS OF THE SEMI-PERMANENT HOUSE IN MERAUKE CITY IN TERMS OF AESTHETIC VALUE IN ARCHITECTURE	125
<i>Anton Topan, Sari Octavia, Henry Soleman</i>	
ELECTRO SHIELD SYSTEM APPLICATIONS ON SET GILL NET AS EFFORTS TO PRESERVE SHARK RESOURCES.....	132
<i>Dp Fitri Aristi, H Boesono, K E Prihantoko, D Y Gautama</i>	
HAZARD MITIGATION WITH CLOUD MODEL BASED RAINFALL AND CONVECTIVE DATA.....	140
<i>R Gernowo, K Adi, T Yulianto, S Seniyatis, A. A Yatumnisa</i>	
DETERMINATION OF THE ULTRASOUND POWER EFFECTS ON FLAVONOID COMPOUNDS FROM PSIDIUM GUAJAVA L. USING ANFIS.....	145
<i>Humairoh Ratu Ayu, Suryono Suryono, Jatmiko Endro Suseno, Ratna Kurniawati</i>	
AUTOMATIC VEHICLE COUNTING USING BACKGROUND SUBTRACTION METHOD ON GRAY SCALE IMAGES AND MORPHOLOGY OPERATION	153
<i>K Adi, A P Widodo, C E Widodo, A Pamungkas, A B Putranto</i>	
HOUSEHOLD SCALE OF GREENHOUSE DESIGN IN MERAUKE.....	159
<i>Muchlis Alahudin, Indah Widarnati, Ni Luh Sri Suryaningsih</i>	
CONVECTIVE AND MICROPHYSICS PARAMETERIZATION IMPACT ON SIMULATING HEAVY RAINFALL IN SEMARANG (CASE STUDY ON FEBRUARY 12TH, 2015).....	171
<i>Nurzaka Faridatussafura, Agie Wandala</i>	
LANDSLIDE POTENCY AT TRANGKIL, GUNUNG PATI BASED ON THE GROUNDWATER FLOW PATTERN AND THE VALUE OF SAFETY FACTOR.....	179
<i>Tony Yulianto, Rahmat Gernowo, Sugeng Widada</i>	
SYSTEM ON CHIP (SOC) WI-FI MICROCONTROLLER FOR MULTISTATION MEASUREMENT OF WATER SURFACE LEVEL USING ULTRASONIC SENSOR	186
<i>Suryono Suryono, Sapto Purnomo Putro, Widowati, Satriyo Adhy</i>	
ANALYSIS OF OPENINGS AND WIDE OF LEAF ON MULTILEAF COLIMATORS USING GAFCHROMIC RTQA2 FILM.....	192
<i>Evi Setiawati, Assyifa Lailla Rachma, M. Hidayatullah</i>	

ECOLOGY AND BIODIVERSITY

POTENTIAL RE-UTILIZATION OF COMPOSTED MANGROVE LITTERS FOR POND ENVIRONMENT QUALITY IMPROVEMENT	200
<i>Endah Dwi Hastuti, Rini Budi Hastuti, Riche Hariyati</i>	
THE ABUNDANCE AND IMPORTANCE VALUE OF TREE IN "SENDANG KALIMAH TOYYIBAH" SURROUNDING AND ITS IMPLICATION TO THE SPRING	205
<i>Erry Wiryani, Murningsih, Jumari</i>	
THE INVASIVE ALIEN PLANTS THREATENED THE BALANCE OF ECOSYSTEM IN CONSERVATIVE AREA IN ONTOLOE ISLAND, FLORES-INDONESIA	213
<i>Ignatius Antonius Mboka Segu Wake, Tri Retnaningsih Soeprbowati, Jumari</i>	
EXTENDED BENEFIT COST ANALYSIS AS AN INSTRUMENT OF ECONOMIC VALUATED IN PETUNGKRIYONO FOREST ECOSYSTEM SERVICES	222
<i>Irma Damayanti, Azis Nur Bambang, Tri Retnaningsih Soeprbowati</i>	

THE WATER QUALITY AND CULTIVANT ENRICHMENT POTENCY OF POND BASED ON SAPROBIC INDEX AT NORTH COASTAL WATERS OF CENTRAL JAVA, INDONESIA	231
<i>Jafron W. Hidayat</i>	
ENVIRONMENTAL QUALITY ASSESSMENT USING MICROALGAE STRUCTURES ADJACENT FISH FARMING AT SETOKO ISLAND, BATAM CITY, KEPULAUN RIAU PROVINCE.....	239
<i>Riche Hariyati, Sapto Putro</i>	
WATER QUALITY OF THE GARANG RIVER, SEMARANG, CENTRAL JAVA, INDONESIA BASED ON THE GOVERNMENT REGULATION STANDARD	244
<i>R M D Ujjianti, S Anggoro, A N Bambang, F Purwanti</i>	
RELATIONSHIPS BETWEEN OF SEA URCHINS ABUNDANCE, MACROALGAE AND CORAL CLOSURE ON THE CEMARA KECIL ISLAND	252
<i>Suryanti Suryanti, Churun Ain, Nurul Latifah</i>	
COMMUNITY STRUCTURE OF MACROZOOBENTHOS AS BIOINDICATOR OF PEPE RIVER QUALITY, MOJOSONGO BOYOLALI.....	259
<i>Udi Tarwojo, Rully Rahadian, Mochammad Hadi</i>	
SPATIAL AND TEMPORAL PATTERNS OF MACROZOOBENTHIC COMMUNITY INHABITING SEDIMENTS UNDER TROPICAL FISH FARMING.....	266
<i>Abdullah Aufa, Mochamad Hadi, Sapto Purnomo Putro</i>	
SEQUENTIAL PATTERNS OF ESSENTIAL TRACE ELEMENTS COMPOSITION IN GRACILARIA VERRUCOSA AND ITS GENERATED PRODUCTS	273
<i>Munifatul Izzati, Sri Haryanti, Sarjana Parman</i>	

APPLIED BIOLOGY

EFFECT OF ETHANOLIC NEEM (AZADIRACHTA INDICA) LEAF EXTRACT AS AN HERB CONTRACEPTIVE ON HEPATO-SOMATIC INDEX OF THE MALE MICE (MUS MUSCULUS).....	279
<i>Agung Janika Sitaswi, Sri Isdadiyanto, Siti Muflichatun Mardiaty</i>	
ALLELOCHEMICAL EFFECT OF AGERATUM CONYZOIDES L. LEAF EXTRACT ON SOYBEAN [GLYCINE MAX (L.) MERR. CV GROBOGAN] GROWTH	285
<i>Dita Kusuma Wardani, Sri Darmanti, Rini Budihastuti</i>	
EFFECT OF WHITE TEA AND XYLITOL ON STRUCTURE AND PROPERTIES OF DEMINERALIZED ENAMEL AND JAWBONE.....	293
<i>Ei Auerkari, R Kiranahayu, D Emerita, P Sumariningasih, D Sarita, Ms Adiwirya, Aw Suhartono</i>	
PALATAL RUGAE COMPARISON BETWEEN ETHNIC JAVANESE AND NON-JAVANESE.....	301
<i>Rs Basman, Ad Puspita, Rt Achmad, Aw Suhartono, Ei Auerkari</i>	
PEGAGAN AND CINNAMON BARK FLOURS AS A FEED SUPPLEMENT FOR QUAIL GROWTH RATE (COTURNIX COTURNIX).....	305
<i>Falasifah, Sunarno Sunarno, Muhammad Anwar Djaelani, Rully Rahadian</i>	
PRODUCTIVITY AND GROWTH PERFORMANCE OF EDAMAME (GLYCIN MAX L MERRIL) DUE TO THE ADDITION OF SITOKININ.....	314
<i>Irma Rohmawati, Maria Ulfah</i>	
MOLECULAR DIVERSITY OF LACTIC ACID BACTERIA ON ILEUM BROILER CHICKEN FED BY BRAN AND BRAN FERMENTATION.....	319
<i>Laelatul Banyah, Siti Nur Jannah, Isworo Rukmi, Sugiharto</i>	
ADAPTABILITY AND GROWTH PERFORMANCE OF AVICENNIA MARINA SEEDLING WITHIN SILVOFISHERY POND	325
<i>Rini Budi Hastuti, Endah Dwi Hastuti</i>	
CLUSTER ANALYSIS OF DIOSCOREA SPP. BASED ON AMILUM AND TUBER MORPHOLOGY	330
<i>Siti Maqfiroh, Jumari, Murningsih</i>	
NIRA ACIDITY AND ANTIOXIDANT ACTIVITY OF PALM SUGAR IN SUMOWONO VILLAGE.....	336
<i>Sri Winarni, Fahmi Arifan, Rtd. Wisnu Broto, Ariza Fuadi, Lola Alviche</i>	
SYSTEMIC INDUCING RESISTANCE AGAINST LATE BLIGHT BY APPLYING ANTAGONIST TRICHODERMA VIRIDE.....	340
<i>Susiana Purwantisari, Achmadi Priyatmojo, Retno Peni Sancayaningsih, Rina Sri Kasiamdari, Kadarwati Budihardjo</i>	
THE INFLUENCE OF GRANTING NPK FERTILIZER AND NANOSILIC FERTILIZERS ON THE GROWTH OF GANYONG PLANT (CANNA EDULIS KER.)	346
<i>Yahya Barita, Erma Prihastanti, Sri Haryanti, Agus Subagio, Ngadiwiyana</i>	

THE IMPACT OF OZONATED WATER TREATMENT ON GROWTH RATE OF 'SRIKANDI' TILAPIA (OREOSHROMIS AUREUS X NILOTICUS)	356
<i>Sapto Putro, Devi Adityarini, R. T. Chiang</i>	
CLUSTERING OF DIOSCOREA SPP. FROM SEMARANG DISTRICT AND BOYOLALI-INDONESIA BASED ON CHARACTERIZATION STARCH TYPE AND TUBER MORPHOLOGY	364
<i>Siti Maqfiroh, Jumari, Murningsih</i>	

BIOTECHNOLOGY AND MEDICAL

EFFECT OF SUPPLEMENTAL FERMEHERBAFIT ON TOTAL BLOOD LIPID AND CHOLESTEROL IN BROILER CHICKENS	370
<i>Aan Andri Yano, Ning Iriyanti, Rosidi</i>	
DETECTION OF TLH AND TDH GENES IN VIBRIO PARAHAEMOLYTICUS INHABITING FARMED WATER ECOSYSTEM USED FOR L. VANNAMEI AQUACULTURE	376
<i>Adila Nawan Hasrimi, Anto Budiharjo, Siti Nur Jannah</i>	
NUTRIENT INTAKE OF DENGUE HEMORRHAGIC FEVER PATIENTS IN SEMARANG CITY	385
<i>Agustina Ratri Maharani, Christina Tri Restuti, Erna Sari, Nur Endah Wahyuningsih, Retno Murwani, Mmdeah Hapsari</i>	
POLYMORPHISM OF CYP1A1 (T6235C) IS NOT A SIGNIFICANT RISK FACTOR OF OSTEOPOROSIS IN POSTMENOPAUSAL INDONESIAN WOMAN	393
<i>Ei Auerkari, Lw Budhy, R Kiranahayu, Nz Djamal, Ls Kusdhany, Tbw Rahardjo, Christopher Talbot</i>	
ESTROGENICITY OF THE ISOFLAVONE GENISTEIN PIGEON PIE SEEDS (CAJANUS CAJAN L. MILL SP.) ON REPRODUCTIVE ORGANS IN RAT	399
<i>Cicilia Novi Primiani, Pujiati, Hardani</i>	
THE RELATIONSHIP BETWEEN HEALTHY HYGIENE BEHAVIOR AND DENGUE HAEMORRHAGIC FEVER (DHF) INCIDENCE IN SEMARANG	408
<i>M A Mubarak, N E Wahyuningsih, D A Riani, R Putri, A Budiharjo</i>	
ASSOCIATION OF MTHFR POLYMORPHISM AND PERIODONTITIS' SEVERITY IN INDONESIAN MALES	413
<i>E I Auerkari, R Purwandhita, K R Kim, N Djamal, S L C Masulili, D A Suryandari, C Talbot</i>	
EFFECT OF VCO AND OLIVE OIL ON HDL, LDL, AND CHOLESTEROL LEVEL OF HYPERGLYCEMIC RATTUS RATTUS NORVEGICUS	418
<i>Enny Yusuf Wachidah Yuiwarti, Tyas Rini Saraswati, Endang Kusdiyantini</i>	
DISTRIBUTION OF BLOOD TYPE AMONG DENGUE HEMORRHAGIC FEVER PATIENTS IN SEMARANG CITY	423
<i>Erna Sari, Nur Endah Wahyuningsih, Retno Murwani, Julliana Purdianingrum, M. Adib Mubarak, Anto Budiharjo</i>	
AN ANALYSIS OF ANTIOXIDANTS, ORGANOLEPTICS AND HEDONICS WITH VARIATIONS OF BOILING TIME IN JASMINE TEA AND JASMINE ROOT TEA A STUDY ON KALIPRAU, PEMALANG	428
<i>Fahmi Arifan, Sri Winarni, Gentur Handoyo, Asri Nurdiana, Afkar Nabila Rahma H, Sri Risdiyanti</i>	
DETECTION OF NON SPECIFIC TOLL-LIKE RECEPTOR 3 IN THE MARINE AND FRESHWATER FISHES	432
<i>Frans Oktavianus Siregar, Hermin Pancasakti Kusumaningrum, Rejeki Siti Ferniah</i>	
DISTRIBUTION OF STROMAL CELL-DERIVED FACTOR-1 GENETIC POLYMORPHISM IN HEAD AND NECK CANCER PATIENTS OF INDONESIAN POPULATION	440
<i>H Sabrina, Y H Midoen, N Soedarsono, N Z Djamal, A W Suhartono, E I Auerkari</i>	
EFFECTS OF EURYCOMA LONGIFOLIA PROVISION ON BLOOD SUGAR LEVEL, CHOLESTEROLS, AND URIC ACID OF ETAWA CROSSBREED GOAT	446
<i>Hurip Pratomo</i>	

PART 2

MOLECULAR DIVERSITY OF LACTIC ACID BACTERIA ON ILEUM AND COECUM BROILER CHICKEN FED BY CHRYSONILIA CRASSA FERMENTATION	455
<i>Siti Nur Jannah, Husnul Khotimah, Rejeki Siti Ferniah, Sugiharto</i>	
ASSOCIATION OF INTERLEUKIN 8 -251 A/T GENE POLYMORPHISM WITH PERIODONTITIS IN INDONESIA	465
<i>C Jessica, T T Ahwadris, S R Prasetyo, R Puspitawati, E I Auerkari</i>	
IS STRESS LEVEL RELATED TO DENGUE HEMORRHAGIC FEVER CASES IN SEMARANG?	470
<i>Julliana Purdianingrum, Muhammad Adib Mubarak, Rahmah Putri Sunarno, Umni Khairunisa, Nur Endah Wahyuningsih, Retno Murwani, Anto Budiharjo</i>	

KOMBUCHA FERMENTATION TEST USED FOR VARIOUS TYPES OF HERBAL TEAS	474
<i>C. Novi Primiani, Pujiati, Mahda Mumtahanah, Waskitho Ardhi</i>	
PRODUCTION OF EXTRACELLULAR CHITINASE BEAUVERIA BASSIANA UNDER SUBMERGED FERMENTATION CONDITIONS	483
<i>N E Elawati, S Pujiyanto, E Kusdiyantini</i>	
LIPID PRODUCTION FROM TAPIOCA WASTEWATER BY CULTURE OF SCENEDESMUS SP. WITH SIMULTANEOUS BOD, COD AND NITROGEN REMOVAL	489
<i>Romaidi, Muhammad Hasanudin, Khushul Kholifah, Alik Maulidiyah, Sapto P. Putro, Akira Kikuchi, Toshifumi Sakaguchi</i>	
THE BACTERIAL DIVERSITY ASSOCIATED WITH BACTERIAL DISEASES ON MUD CRAB (SCYLLA SERRATA FAB.) FROM PEMALANG COAST, INDONESIA	495
<i>Sarjito, Desrina, Ahc Haditomo, S. Budi Prayitno</i>	
THE EFFECT OF ORGANIC QUAIL EGG SUPPLEMENTATION ON THE BLOOD LIPID PROFILE OF WHITE MICE (RATTUS NORVEGICUS L.) DURING THE LACTATION PERIOD	501
<i>Sri Lestari Purba, Tyas Rini Saraswati, Sri Isdadiyanto</i>	
APPLICATIONS OF BIOACTIVE MATERIAL FROM SNAKEHEAD FISH (CHANNA STRIATA) FOR REPAIRING OF LEARNING-MEMORY CAPABILITY AND MOTORIC ACTIVITY: A CASE STUDY OF PHYSIOLOGICAL AGING AND AGING-CAUSED OXIDATIVE STRESS IN RATS	509
<i>Sunarno Sunarno, Siti Muflichatun Mardiaty, Rully Rahadian</i>	
IMPACT OF CLIMATE ON THE INCIDENCE OF DENGUE HAEMORRHAGIC FEVER IN SEMARANG CITY	515
<i>Umni Khairunisa, Nur Endah Wahyuningsih, Suhartono, Hapsari</i>	
EFFECT OF BLOOD ESTROGEN AND PROGESTERONE ON SEVERITY OF MINOR RAS	522
<i>S Utami, T W B Rahardjo, A Baziad, T T Alwadris, E I Auerkari</i>	
CORRELATION BETWEEN MACROBENTHIC STRUCTURE (BIOTIC) AND WATER-SEDIMENT CHARACTERISTICS (ABIOTIC) ADJACENT AQUACULTURE AREAS AT TEMBELAS ISLAND, INDONESIA	526
<i>Jeanny Sharani, Jafron W. Hidayat, Sapto P. Putro</i>	
ANTIBACTERIAL ACTIVITY OF LACTIC ACID BACTERIA ISOLATED FROM GASTROINTESTINAL TRACT OF "AYAM KAMPUNG" CHICKEN AGAINST FOOD PATHOGENS	534
<i>Siti Nur Jannah, Tyas Rini Saraswati, Dwi Handayani, Sri Pujiyanto</i>	
BIOMONITORING ON INTEGRATED MULTI-TROPIC AQUACULTURE (IMTA) ACTIVITIES USING MACROBENTHIC MOLLUSKS ON TEMBELAS ISLAND, KEPULAUAN RIAU PROVINCE	541
<i>M Abyan Syuja', Sapto P. Putro, Fuad Muhammad</i>	
NANOSILVER MICROALGAE BIOSYNTHESIS: CELL APPEARANCE BASED ON SEM AND EDX METHODS	547
<i>Hermin Pancasakti Kusumaningrum, Muhammad Zainuri, Indras Marhaendrajaya, Agus Subagio</i>	
A-AMYLASE INHIBITOR ACTIVITY OF ENDOPHYTIC BACTERIA ISOLATED FROM ANNONA MURICATA L	556
<i>Sri Pujiyanto, Merysa Resdiani, Budi Raharja, Rejeki Siti Ferniah</i>	

MATHEMATICS

GLOBAL STABILITY FOR LINEAR SYSTEM AND CONTROLLABILITY FOR NONLINEAR SYSTEM IN THE DYNAMICS MODEL OF DIABETICS POPULATION	563
<i>A H Permatasari, R H Tjahjana, T Udjiani</i>	
CRYSTALLOGRAPHIC TILE	570
<i>Kartono, R Heri Sulisty Utomo, Sidik S Priyo, Srrm Titi Ujiani</i>	
STABILITY ANALYSIS OF THE PHYTOPLANKTON EFFECT MODEL ON CHANGES IN NITROGEN CONCENTRATION ON INTEGRATED MULTI-TROPIC AQUACULTURE SYSTEMS	575
<i>Widowati, S P Putro, Silfiana</i>	
ROBUST MODEL PREDICTIVE CONTROL FOR INVENTORY SYSTEM WITH UNCERTAIN DEMAND USING LINEAR MATRIX INEQUALITIES	582
<i>Widowati, R. Heru Tjahjana, Sutrisno, Aditya Saputra</i>	

INFORMATICS

MICRORNA EXPRESSION PROFILE SELECTION FOR CANCER STAGING CLASSIFICATION USING BACKPROPAGATION	589
<i>Anjarwati, Adi Wibowo, Satriyo Adhy, Retno Kusumaningrum</i>	
HYBRID CLOUD: BRIDGING OF PRIVATE AND PUBLIC CLOUD COMPUTING	596
<i>Guruh Aryotejo, Daniel Y Kristiyanto, Mufadhol</i>	
LOCATION PRIORITY FOR NON-FORMAL EARLY CHILDHOOD EDUCATION SCHOOL BASED ON PROMETHEE METHOD AND MAP VISUALIZATION	603
<i>Hemas Ayu Nurul Handayani, Indra Waspada</i>	
NUMERICAL SIMULATION OF ARTIFICIAL HIP JOINT MOTION BASED ON HUMAN AGE FACTOR	610
<i>Safarudin Ramdhani, Eko Saputra, J Jamari</i>	
SUSTAINABLE DEVELOPMENT GOALS AS THE BASIS OF UNIVERSITY MANAGEMENT TOWARDS GLOBAL COMPETITIVENESS	615
<i>Yos Johan Utama, Ambariyanto Ambariyanto, Muhammad Zainuri, Darsono Darsono, Budi Setyono, Widowati, Sapto Purnomo Putro</i>	

COMPUTATIONAL STATISTICS

CLASSIFICATION OF COMPANY PERFORMANCE USING WEIGHTED PROBABILISTIC NEURAL NETWORK	620
<i>Hasbi Yasin, Adi Waridi Basyiruddin Arifin, Budi Warsito</i>	
ROBUST GEOGRAPHICALLY WEIGHTED REGRESSION OF MODELING THE AIR POLLUTER STANDARD INDEX (APSI)	628
<i>Budi Warsito, Hasbi Yasin, Dwi Ispriyanti, Abdul Hoyyi</i>	
CASCADE FORWARD NEURAL NETWORK FOR TIME SERIES PREDICTION	634
<i>Budi Warsito, Rukun Santoso, Suparti, Hasbi Yasin</i>	
BANKRUPTCY PREDICTION BASED ON FINANCIAL RATIOS USING JORDAN RECURRENT NEURAL NETWORKS: A CASE STUDY IN POLISH COMPANIES	642
<i>Lingga Hardinata, Budi Warsito, Suparti</i>	
GEOGRAPHICALLY WEIGHTED REGRESSION MODEL WITH KERNEL BISQUARE AND TRICUBE WEIGHTED FUNCTION ON POVERTY PERCENTAGE DATA IN CENTRAL JAVA PROVINCE	648
<i>N F T A Nugroho, I Slamet</i>	
APPLICATION OF WAVELET NEURO-FUZZY SYSTEM (WNFS) METHOD FOR STOCK FORECASTING	653
<i>Sri Endah Moelya Artha, Hasbi Yasin, Budi Warsito, Rukun Santoso, Suparti</i>	
MIX LOCAL POLYNOMIAL AND SPLINE TRUNCATED: THE DEVELOPMENT OF NONPARAMETRIC REGRESSION MODEL	665
<i>Suparti, Alan Prahutama, Rukun Santoso</i>	
COMPARISON OF ARCH / GARCH MODEL AND ELMAN RECURRENT NEURAL NETWORK ON DATA RETURN OF CLOSING PRICE STOCK	672
<i>Vania Orva Nur Laily, Budi Warsito, Di Asih I Maruddani</i>	
MODELLING INFLATION IN TRANSPORTATION, COMUNICATION AND FINANCIAL SERVICES USING B-SPLINE TIME SERIES MODEL	683
<i>Suparti, Alan Prahutama, Rukun Santoso</i>	

APPLIED STATISTICS

VECTOR AUTOREGRESSIVE MODEL APPROACH FOR FORECASTING OUTFLOW CASH IN CENTRAL JAVA	693
<i>Abdul Hoyyi, Tarno, Di Asih I Maruddani, Rita Rahmawati</i>	
MODELLING INFANT MORTALITY RATE IN CENTRAL JAVA, INDONESIA USE GENERALIZED POISSON REGRESSION METHOD	703
<i>Alan Prahutama, Sudarno</i>	
SPATIAL DURBIN ERROR MODEL FOR HUMAN DEVELOPMENT INDEX IN PROVINCE OF CENTRAL JAVA	712
<i>A. R. Septiawan, S. S. Handajani, T. S. Martini</i>	

MULTILEVEL MODELS APPROACH ON LONGITUDINAL STUDIES FOR DISEASE DATA	718
<i>Bertho Tantular, I Gede Nyoman Mindra Jaya, Zulhanif</i>	
STATE SPACE MODEL APPROACH FOR FORECASTING THE USE OF ELECTRICAL ENERGY (A CASE STUDY ON: PT. PLN (PERSERO) DISTRICT OF KROYA)	723
<i>Devi Kurniati, Abdul Hoyyi, Tatik Widiharih</i>	
TIME VARYING DEFAULT BARRIER AS AN AGREEMENT RULES ON BOND CONTRACT	729
<i>Di Asih I Maruddani, Diah Safitri, Abdul Hoyyi</i>	
CLASSIFICATION ACCURACY ON THE FAMILY PLANNING PARTICIPATION STATUS USING KERNEL DISCRIMINANT ANALYSIS	734
<i>Dian Kurniawan, Suparti, Sugito</i>	
MODELLING SPACE OF SPREAD DENGUE HEMORRHAGIC FEVER (DHF) IN CENTRAL JAVA USE SPATIAL DURBIN MODEL	741
<i>Dwi Ispriyanti, Alan Prahutama, Arkadina Pn Taryono</i>	
A STUDY COMPARISON OF TWO SYSTEM MODEL PERFORMANCE IN ESTIMATED LIFTED INDEX OVER INDONESIA	750
<i>Juliana Tri Lestari, Agie Wandala</i>	
CREDIT SCORING ANALYSIS USING WEIGHTED K NEAREST NEIGHBOR	757
<i>M A Mukid, T Widiharih, A Rusgiyono, A Prahutama</i>	
THE DETECTION OF FINANCIAL CRISIS USING COMBINATION OF VOLATILITY AND MARKOV SWITCHING MODELS BASED ON REAL OUTPUT, DOMESTIC CREDIT PER GDP, AND ICI INDICATORS	764
<i>Sugiyanto, Etik Zukhronah, Meganisa Setianingrum</i>	
COMPARATIVE STUDIES ON THE SALT CONTENT OF WHITE BREAD AND WHOLEMEAL BREAD	770
<i>Rachmad Adi Riyanto, Rezzy Eko Caraka</i>	
POSTAL AND TRADE NETWORK DATA WITHIN ASEAN COUNTRIES AND BEYOND	776
<i>Rezzy Eko Caraka, Pitu Mahardika Adi Saputra, Nurrohman Wijaya, Muhammad Mujiya Ulkhaq, Muhammad Subair</i>	
DETECTION METHOD OF FINANCIAL CRISIS IN INDONESIA USING MSGARCH MODELS BASED ON BANKING CONDITION INDICATORS	784
<i>Sugiyanto, E Zukhronah, S P Sari</i>	
GSTARI MODEL OF BPR ASSETS IN WEST JAVA, CENTRAL JAVA, AND EAST JAVA	791
<i>Susi Susanti, Sri Sulistijowati Handajani, Diari Indriati</i>	
MODELLING OF CAYENNE PRODUCTION IN CENTRAL JAVA USING ARIMA-GARCH	798
<i>Tarno, Sudarno, Dwi Ispriyanti, Suparti</i>	
THE COX PROPORTIONAL HAZARD MODEL ON DURATION OF BIRTH PROCESS	805
<i>Triastuti Wuryandari, Sri Haryatmi Kartiko, Danardono</i>	
MODELING STOCK PRICES IN A PORTFOLIO USING MULTIDIMENSIONAL GEOMETRIC BROWNIAN MOTION	812
<i>Di Asih I Maruddani, Trimono</i>	
THE MODEL OF FLOOD CONTROL USING SERVQUAL METHOD AND IMPORTANCE PERFORMANCE ANALYSIS IN SURAKARTA CITY – INDONESIA	822
<i>V. Titi Purwantini, Yusuf Sutanto</i>	
CREDIT SCORING ANALYSIS USING KERNEL DISCRIMINANT	833
<i>T Widiharih, M A Mukid, Mustafid</i>	
QUEUE THEORY FOR TRIANGULAR AND WEIBULL ARRIVAL DISTRIBUTION MODELS (CASE STUDY OF BANYUMANIK TOLL)	839
<i>Sugito, Rita Rahmawati, Jenesia Kusuma Wardhani</i>	

CHEMISTRY

THE INFLUENCE OF ELECTRODE TYPE ON ELECTROCOAGULATION PROCESS FOR REMOVAL OF CHROMIUM (VI) METAL IN PLATING INDUSTRIAL WASTEWATER	847
<i>Aji Prasetyaningrum, Bakti Jos, Yudhy Dharmawan, Bilal T. Prabowo, Muh. Fathurrazan, Fyrouzabadi</i>	
RESERVOIR AND SOURCE ROCK IDENTIFICATION BASED ON GEOLOGICAL, GEOPHYSICS AND PETROPHYSICS ANALYSIS STUDY CASE: SOUTH SUMATRA BASIN	852
<i>Hiska Anggit Maulana, Abdul Haris</i>	
APPLICATION OF INORGANIC FERTILIZER WITH NANOCHISIL AND NANOSILICA ON BLACK CORN PLANT GROWTH (ZEA MAYS L.)	858
<i>Lolita Dewi Pertaminaingsih, Erma Prihastanti, Sarjana Parman, Agus Subagio, Ngadiwiyana</i>	

SYNTHESIS OF SILICON CARBIDE FIBER AS SEMICONDUCTOR SUBSTRATE FOR BETAVOLTAIC CELL	867
<i>Masripah, Agustino Zulys, Jan Setiawan</i>	
TOTAL FLAVONOID CONTENT AND FORMULATION ANTIOXIDANT CREAM STEM OF JATROPHA MULTIFIDA L	874
<i>Yuvianti Dwi Franyoto, Lia Kusmita, Mutmainah, Riega Demma Angrena</i>	
AMMONIUM REMOVAL EFFICIENCY IN FIXED BED REACTOR AND SUSPENDED GROWTH REACTOR USING ECOTRU INOCULATION	880
<i>Rusyda Syahidah, Sudarno, Badrus Zaman</i>	
ANTIOXIDANT ACTIVITY FROM ENCAPSULATED CINNAMALDEHYDE-CHITOSAN	884
<i>Bonita Ariestiani, Purbowatingrum, Ngadiwiyana, Ismiyanto, Enny Fachriyah, Khikmah Nurani</i>	
SULFONATED POLYSTYRENE AND ITS CHARACTERIZATION AS A MATERIAL OF ELECTROLYTE POLYMER	888
<i>Ngadiwiyana, Ismiyanto, Gunawan, Rs Purbowatiningrum, N. B. A. Prasetya, T. D. Kusworo, H. Susanto</i>	
CHARACTERISTICS IN BOILER CHARCOAL WASTES USING WOODS AND TEMPERATURE	895
<i>Rita Dwi Ratnani, Februana Hutavia Purbacaraka, Indah Hartati, Imam Syafaat</i>	
ZEOLITE/MAGNETITE COMPOSITES AS CATALYSTS ON THE SYNTHESIS OF METHYL ESTERS (MES) FROM COOKING OIL	906
<i>Sriatun, Adi Darmawan, Sriyanti, Wuri Cahyani, Hendri Widyandari</i>	
Author Index	



THE MINISTRY OF RESEARCH, TECHNOLOGY AND HIGHER EDUCATION
THE REPUBLIC OF INDONESIA
DIPONEGORO UNIVERSITY
FACULTY OF SCIENCE AND MATHEMATICS



CERTIFICATE

Decree of Dean Number : 1440/UN7.5.8/HK/2017

This is to certify that

Suryanti


as

PRESENTER

In the 7th International Seminar on New Paradigm and Innovation of Natural Science and Its Application (ISNPINSA-7) held on 17 October 2017 at Grand Candi Hotel Semarang Indonesia

with paper entitled as follows:

**Relationships between of Sea Urchins Abundance,
Macroalgae and Coral Closure on the Cemara Kecil Island**



DEAN OF FSM UNDIP

Prof. Dr. Widowati, S.Si, M.Si.
NIP. 196902141994032002

