

ANALYSIS OF HEAVY METAL CONTENT IN *Anandara granosa* (Linnaeus, 1758): A CASE STUDY OF 10 MARKETS IN SEMARANG, CENTRAL JAVA, INDONESIA

by Fronthea Swastawati

Submission date: 07-Jan-2020 04:34PM (UTC+0700)

Submission ID: 1239738804

File name: C5-Jurnal Teknologi 78 (4-2) 151-157.pdf (456.37K)

Word count: 4934

Character count: 24234

ANALYSIS OF HEAVY METAL CONTENT IN *Anandara granosa* (Linnaeus, 1758): A CASE STUDY OF 10 MARKETS IN SEMARANG, CENTRAL JAVA, INDONESIA

Nanik Heru Suprpti^a, Aziz Nur Bambang^b, Fronthea Swastawati^c, Ahmad Ni'matullah Al Baari^d, Adriyan Pramono^e

^aDepartment of Biology, Faculty of Science and Mathematics, Diponegoro University, Jl. Prof Soedarto, SH Tembalang Semarang-50275, Indonesia

^bUtilization Study of Water Resources Program, Department of Fisheries, Faculty of Fisheries and Marine Sciences, Diponegoro University, Semarang-50275, Indonesia

^cFishery Products Technology Studies Program, Department of Fisheries, Faculty of Fisheries and Marine Sciences, Diponegoro University, Semarang-50275, Indonesia

^dLaboratory of Chemistry and Food Nutrition, Faculty of Animal and Agriculture, Diponegoro University, Semarang-50275

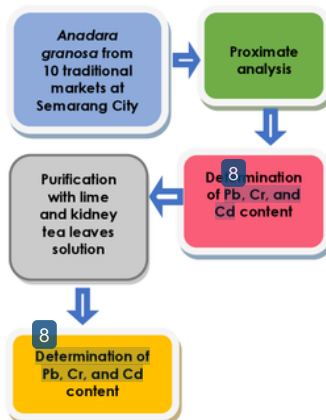
^eDepartment of Human Nutrition/Centre of Nutrition Research (CENURE), Medical Faculty, Diponegoro University, Semarang-50275, Indonesia

Article history

Received
6 November 2016
Received in revised form
12 February 2016
Accepted
23 February 2016

*Corresponding author
fronthea_thp@yahoo.
co.id

Graphical abstract



Abstract

The purpose of this study was to evaluate Pb, Cr, and Cd levels inside the *Anadara granosa* and to investigate the effect of submersion using *Citrus aurantifolia* (lime) and *Orthosiphon aristatus* (kidney tea leaves) solution on Pb, Cr, and Cd levels contained in the blood cockles taken from 10 markets in the city of Semarang, Central Java, Indonesia (Johar, Genuk, Gayamsari, Jati, Peterongan, Karangayu, Mangkang, Pedurangan, Boom Lama, and Ngaliyan). The concentration of heavy metals of *Anadara granosa* was analyzed using Atomic Absorption Spectrometer (AAS). Analysis of variance (ANOVA) showed that heavy metals (Pb, Cd, and Cr) of blood cockle taken from 10 markets provided no significant difference ($P < 0.05$) on the content of Pb, Cd and Cr. Purification was carried out using *Citrus aurantifolia* (lime) and *Orthosiphon aristatus* (kidney tea leaves) solution. The lowest Pb (0.00 mg kg^{-1}) was obtained from Boom Lama and Peterongan market with purification using kidney tea leaves solution, while the lowest Cr [$(0.30 \pm 0.00) \text{ mg kg}^{-1}$] was obtained from Genuk market with lime solution. In addition, the lowest Cd (0.00 mg kg^{-1}) was obtained from Boom Lama market with purification using kidney tea leaves solution. Accumulation of heavy metal contamination in blood cockle could affect the micronutrient status and consumer health.

Keywords: *Anadara granosa*, heavy metals, micronutrients inhibitor, traditional

© 2016 Penerbit UTM Press. All rights reserved

1.0 INTRODUCTION

10

Heavy metals such as lead (Pb), chromium (Cr), and cadmium (Cd) are toxic contaminants that can cause biochemical changes and bioaccumulation in aquatic and its organisms. Not only adversely affect aquatic organisms, but also impact on humans who consume metal toxic of fish products. For example, heavy metals Pb are simply accumulated in the body of children [1]. The recent study pointed out that the accumulation of Pb is not only in the organs or in the blood, but also in the adipose fat tissue [2]. Pb and Cd poisoning in children can cause severe malnutrition due to micronutrients deficiency and impaired brain development [3].

Anadara granosa (Linnaeus, 1758) is a fishery product which is able to accumulate heavy metals. *A. granosa* is one type of blood cockle that has the potential and economic value to be developed as a source of protein and essential minerals to meet the nutrient adequacy in public health situation. *A. granosa* lives in a way to immerse in the mud, beneath the surface in shallow water [4]. The accumulation of Pb, Cr, and Cd in *A. granosa* through human consumption can be detrimental to health such as decreased renal function, memory loss, respiratory tract disorders, impaired liver function, and cancer [5-10].

The accumulation of Pb, Cr, and Cd inside *A. granosa* is caused by the nature, the location and the way to obtain the food as it is categorized as filter feeders that can accumulate metals from environment. In addition, due to differences in substrate where life and the life of older blood cockles also allow metals accumulate more than younger blood cockles [11]. A study in rats showed that *Citrus aurantifolia* (lime) reduced blood lead levels [12]. *Citrus aurantifolia* (lime) contains antioxidants and some studies have confirmed such antioxidants could prevent metal toxicities [13, 14].

The purpose of this study was to evaluate Pb, Cr, and Cd levels inside the *Anadara granosa* and to investigate the effect of submersion using *Citrus aurantifolia* (lime) and *Orthosiphon aristatus* (kidney tea leaves) solution on Pb, Cr, and Cd levels of *A. granosa*.

2.0 EXPERIMENT

2.1 Materials

Materials used in this study were blood cockles of *Anadara granosa* taken from 10 traditional markets mentioned above. Blood cockles were collected for 1 kg each from every market with the size from 3 cm to 5 cm and weight of 10 g. Samples were taken using a plastic bag, a camera, a label, and a sterofom box.

2.2 Research Methods

This study was conducted in two stages. The first stage was determined to assess the level of proximate, Pb, Cd, dan Cr in *A. granosa*. The second stage was to investigate the effect of *Citrus aurantifolia* (lime) and *Orthosiphon aristatus* (kidney tea leaves) solution on Pb, Cr, and Cd levels of *A. granosa*.

2.2.1 Sampling of the Blood Cockles

About 500 g sample was taken directly from the traditional markets located in Semarang. The sample was then washed to remove dirt and then boiled to separate the blood cockles and blood cockle meat.

2.2.2 Sample Preparations

About 50 g sample was deluged inside 20 % solution of *Citrus aurantifolia* (lime) and *Orthosiphon aristatus* (kidney tea leaves) solution for 60 min. Concentration and time of submersion were determined using previous study with concentration of 10 %, 15 %, 20 %, 25 % and time of submersion of 30 min, 60 min and 90 min.

2.2.3 Testing of Heavy Metals by Atomic Absorption Spectrometer [15]

About 50 g sample was taken and then dried at a temperature of approximately 100 °C, then mashed into powder. The sample was dissolved into the vessel of 500 mg and added with nitric acid and perchloric acid in 1 mL and 2.5 mL of distilled water. Then it was put in a microwave digestion. Subsequently, the sample was analyzed using Atomic Absorption Spectroscopy (AAS). The working of this method was conducted by comparing the absorbance of the sample solution with the standard solution to obtain the concentration of the sample. Scale absorbance of AAS was calibrated with a standard series of known concentration. The result of the analysis of AAS was shown in a calibration curve. After measuring the absorbance the solution, the calibration curve was used to determine the concentration of sample solution. Factors that may affect the calibration process were AAS standard solution and AAS instrument.

2.2.4 Data Analysis

Heavy metal test results of *A. granosa* from 7 10 traditional markets in the city of Semarang, then, were analyzed by using analysis of variance or one-way ANOVA with IBM SPSS 22. This analysis was used to determine differences in the concentration of heavy metals such as Pb, Cd, and Cr in *A. granosa* taken from the 10 traditional markets in the city of Semarang.

17 3.0 RESULTS AND DISCUSSION

3.1 Proximate

Result of proximate analysis of *Anadara granosa* taken from 10 markets in Semarang city is shown in Table 1. It

can be seen that the content of moisture ranged from (66.61 ± 0.11) % to (72.25 ± 0.15) %, while protein was from (21.91 ± 0.08) % to (25.52 ± 0.33) %. In addition, the content of lipid ranged from (2.27 ± 0.22) % to (3.91 ± 0.07) %, while ash from (1.22 ± 0.13) % to (2.93 ± 0.07) %.

Table 1 Analysis of *Anadara granosa*'s proximate from 10 traditional markets in Semarang city

No	Samples code	Moisture (%)	Protein (%)	Lipid (%)	Ash (%)
1	Ps. Pedurungan	71.72 ± 0.05	21.91 ± 0.08	2.67 ± 0.08	2.32 ± 0.04
2	Ps. Genuk	71.28 ± 0.11	22.52 ± 0.11	3.12 ± 0.07	1.85 ± 0.11
3	Ps. Gayamsari	69.64 ± 0.19	23.40 ± 0.38	2.57 ± 0.05	2.86 ± 0.10
4	Ps. Johar	69.89 ± 0.02	22.85 ± 0.08	2.94 ± 0.02	2.82 ± 0.04
5	Ps. Jati	70.24 ± 0.02	22.62 ± 0.09	2.71 ± 0.13	2.89 ± 0.06
6	Ps. Peterongan	69.92 ± 0.05	22.95 ± 0.01	2.92 ± 0.10	2.91 ± 0.04
7	Ps. Boom Lama	72.25 ± 0.15	22.56 ± 0.47	2.27 ± 0.22	1.22 ± 0.13
8	Ps. Karangayu	68.82 ± 0.05	22.92 ± 0.10	3.91 ± 0.07	2.93 ± 0.07
9	Ps. Mangkang	70.83 ± 0.06	22.60 ± 0.05	2.94 ± 0.03	2.77 ± 0.26
10	Ps. Ngaliyan	66.61 ± 0.11	25.52 ± 0.33	3.50 ± 0.09	2.86 ± 0.07

Note: Average value of duplicate measurement ± standard deviation.

A study of blood cockle taken from Teluk Tomini, Gorontalo, Indonesia obtained 65.69 % moisture, 23.23 % protein, 7.01 % lipid and 2.57 % ash [32]. This might be caused by the differences in environmental condition, gender, age and fishing season.

3.2 Lead (Pb)

Lead (Pb) or black tin is a natural substance found in the earth's crust and often used in chemically manufactured industries (e.g. batteries industry, stationery industries, electrical wiring and coloring paint). Waste of lead (Pb) can often be found in the form of sediment, which can contaminate the waters and organisms such as blood cockle (*A. granosa*). Table 2 presents the results of lead (Pb) analysis of *A. granosa* at 10 traditional markets in Semarang city.

Table 2 illustrates lead (Pb) contained in *A. granosa* taken from the traditional markets of Pedurungan, Genuk, and Gayamsari were the highest levels among the other traditional markets. Lead is a substance that is highly toxic or poisonous if absorbed into the body. Lead poisoning can be experienced by people of various ages especially in high-risk groups e.g. pregnant women. Exposing lead (Pb) during pregnancy could be a threat as it could flow through the placenta. For the fetus to be at risk of micronutrient deficiencies, malnutrition, to the chronically impaired brain development [3]. Lead poisoning is able to influence brain development by reducing the IQ, hyperactivity, hearing damage and impaired the child growth [16]. However, the content of lead (Pb) in the consumption of fishery products at generally northern coastal communities should remain a concern because of the nature of accumulation.

Table 2 Results of the analysis of *Anadara granosa*'s lead (Pb) from 10 traditional markets in Semarang city

No.	Samples code	Lead (mg kg ⁻¹)				
		I	II	III	Mean	SD
1	Ps. Pedurungan	0.24	0.23	0.23	0.23	0.01
2	Ps. Genuk	0.22	0.23	0.22	0.22	0.00
3	Ps. Gayamsari	0.20	0.20	0.20	0.20	0.00
4	Ps. Johar	0.18	0.18	0.18	0.18	0.00
5	Ps. Jati	0.17	0.18	0.17	0.17	0.00
6	Ps. Peterongan	0.14	0.15	0.15	0.15	0.00
7	Ps. Boom Lama	0.11	0.13	0.13	0.12	0.01
8	Ps. Karang ayu	0.12	0.12	0.11	0.12	0.00
9	Ps. Mangkang	0.10	0.10	0.10	0.10	0.00
10	Ps. Ngaliyan	0.09	0.09	0.09	0.09	0.00

Note: SD= Standard Deviation

3.3 Chromium (Cr)

Chromium (Cr) is a metal that has been used extensively in human life such as industry, textiles, tanning, and explosives [17]. The chromium waste of

industrial products generally is often discharged into waters which contaminate water and organisms such as blood cockle. Table 3 illustrates result analysis of chromium of *A. granosa* taken from 10 traditional markets in Semarang city.

Table 3 Results of *Anadara granosa*'s chromium (Cr) analysis from 10 traditional markets in Semarang city

No.	Samples code	Chromium (mg kg ⁻¹)				
		I	II	III	Mean	SD
1	Ps. Pedurungan	0.07	0.07	0.07	0.07	0.00
2	Ps. Genuk	0.08	0.08	0.08	0.08	0.00
3	Ps. Gayamsari	0.09	0.09	0.09	0.09	0.00
4	Ps. Johar	0.06	0.06	0.06	0.06	0.00
5	Ps. Jati	0.05	0.05	0.05	0.05	0.00
6	Ps. Peterongan	0.05	0.05	0.05	0.05	0.00
7	Ps. Boom Lama	0.04	0.04	0.04	0.04	0.00
8	Ps. Karangayu	0.06	0.06	0.06	0.06	0.00
9	Ps. Mangkang	0.06	0.06	0.06	0.06	0.00
10	Ps. Ngaliyan	0.04	0.04	0.04	0.04	0.00

Note: SD= Standard Deviation

Chromium (Cr) is an element that plays an important role in every life. At low concentrations in the form of Cr³⁺ (trivalent), chromium is an essential micronutrient for humans [18]. However, at high concentrations in the form of Cr⁶⁺ (hexavalent), it has been known to be carcinogenic [19]. Chromium in foods is mostly found in coral and sea water [18]. The sufficient quantity of chromium in the form of Cr³⁺ has been known to be able to improve the ability of insulin in the metabolism of glucose [20]. In addition, in the treatment of chromium parenteral nutrition, it has become one of the essential nutrients [18]. Nevertheless, the accumulation of the chromium in the tissue should not form Cr⁶⁺ as it is toxic and could be carcinogenic in the long-term exposure.

3.4 Cadmium (Cd)

Cadmium (Cd) is a toxic heavy metal elements often found in sewage pollution of waters and blood cockle other than lead (Pb) [21]. Result of analysis of cadmium (Cd) of *A. granosa* taken from 10 markets in Semarang city is shown in Table 4.

A. granosa, obtained from Genuk traditional market, contained the highest cadmium [(0.16 ± 0.00) mg kg⁻¹], while the blood cockles from Ngaliyan market contained the lowest amount [(0.06 ± 0.00) mg kg⁻¹]. Cadmium will be transported by an enzyme transporter, which has trivalent in valency number and has a potential reduction into 2⁺. It may then be accumulated in the kidneys and liver. If the concentration reaches 200 µg g⁻¹ or more, it will cause kidney damage. Cadmium metal source can be derived from the metals that may be plated with cadmium. Based on the WHO, cadmium consumption threshold is between 57 mg d⁻¹ and 71 mg d⁻¹[22].

Table 4 Analysis of *Anadara granosa*'s cadmium (Cd) from 10 traditional markets in Semarang city

No	Samples code	Cadmium (mg kg ⁻¹)				
		I	II	III	Mean	SD
1	Ps. Pedurungan	0.09	0.09	0.09	0.09	0.00
2	Ps. Genuk	0.16	0.16	0.16	0.16	0.00
3	Ps. Gayamsari	0.14	0.14	0.14	0.14	0.00
4	Ps. Johar	0.13	0.13	0.13	0.13	0.00
5	Ps. Jati	0.13	0.13	0.13	0.13	0.00
6	Ps. Peterongan	0.10	0.10	0.10	0.10	0.00
7	Ps. Boom Lama	0.09	0.09	0.09	0.09	0.00
8	Ps. Karangayu	0.08	0.08	0.08	0.08	0.00
9	Ps. Mangkang	0.09	0.09	0.09	0.09	0.00
10	Ps. Ngaliyan	0.06	0.06	0.06	0.06	0.00

Note: SD= Standard Deviation

In the biochemical process of human body, there are three main mechanisms of how the heavy metal interact and cause a variety of biochemical disturbances [23, 24]. The first mechanism is by entering the human body through food intake, through the digestive process, and is absorbed through the intestinal villi to the blood circulation. The second mechanism is after they enter the circulation, there is a trivalent metal receptor, which is

unrecognized whether it is a metal that is essential or not essential to human body. The effect is there will be a complex competition between essential trace elements against non essential metal [25]. The third mechanism is in the long term effect, since imbalanced competition between non essential metal and essential trace elements, may cause essential micronutrients deficiency and functional

disorders e.g. child growth and impaired brain development [26].

3.5 Lead, Cadmium, and Chromium Levels after Purification using *Citrus aurantifolia* (lime) and *Orthosiphon aristatus* (kidney tea leaves) Solution

3.5.1 Lead (Pb)

Figure 1 and Figure 2 depict the decrease of lead in *A. granosa* after purification with *Citrus aurantifolia* (lime) and *Orthosiphon aristatus* (kidney tea leaves) solution. Submersion using *Orthosiphon aristatus* showed significant reduction of lead concentration compared to *Citrus aurantifolia* solution.

After purification of *Anadara granosa* with *Orthosiphon aristatus* solution, the highest amount of lead [(0.57 ± 0.08) mg kg⁻¹] was obtained by those from Jati market, while the blood cockles obtained from Boom Lama and Peterongan market contained the lowest amount of lead (0.00 mg kg⁻¹). Purification of *A. granosa* from Gayamsari traditional market using *Citrus aurantifolia* solution resulted in the highest content of lead [(1.82 ± 0.00) mg kg⁻¹], whereas the blood cockles obtained from Mangkang traditional market contained the lowest lead [(1.57 ± 0.00) mg kg⁻¹]. In addition, *A. granosa* taken from the market of Muara Angke provided lead that exceeded the threshold (3.5 ppm to 6.21 ppm) [29] (ppm = part per million = µg g⁻¹). The permissible levels of Pb set by the Commission Regulation of EU (2006) for human consumption was 1.00 µg g⁻¹ or 1.00 ppm [28].

A study about *Avicennia marina* showed that 25 % *Citrus aurantifolia* solution reduced the level of lead from 1.78 ppm to 0.71 ppm [27]. In addition, the other study of boiled beef liver using 10 % kidney tea leaves solution resulted in the reduction of lead from 0.069 ppm to 0.017 ppm [33]. The decrease in the content of lead might be caused by the denaturation of protein of blood cockles with regard to acid treatment. This could cause the release of metal complex bonds of the meat along with body fluids [30].

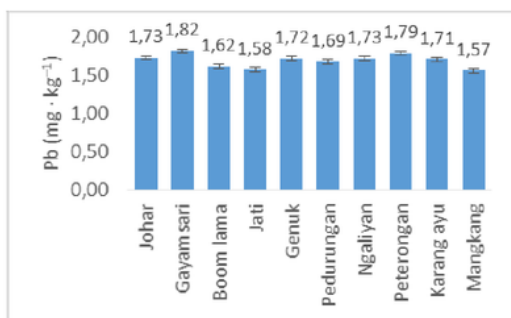


Figure 1 *Anadara granosa*'s lead (Pb) from 10 traditional markets in Semarang City after purification using *Citrus aurantifolia*

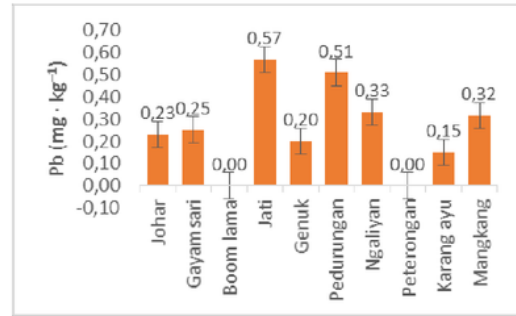


Figure 2 *Anadara granosa*'s lead (Pb) from 10 traditional markets in Semarang City after purification using *Orthosiphon aristatus*

3.5.2 Chromium (Cr)

The submersion of *A. granosa* using *Citrus aurantifolia* (Figure 3) significantly decreased the chromium level compared to that using *Orthosiphon aristatus* (Figure 4). The purification of *A. granosa* obtained from Jati traditional market using *Orthosiphon aristatus* solution resulted in the highest level of chromium [(6.26 ± 0.03) mg kg⁻¹], while those obtained from Peterongan traditional market provided the lowest chromium [(3.87 ± 0.03) mg kg⁻¹].

In addition, the purification of *A. granosa* obtained from Mangkang traditional market using *Citrus aurantifolia* solution presented the highest chromium [(0.54 ± 0.00) mg kg⁻¹], whereas the blood cockles obtained from Genuk traditional market showed the lowest level of chromium [(0.3 ± 0.00) mg kg⁻¹]. Meanwhile, *A. granosa* taken from Muara Sayung river was found to contain chromium between 0.13 ppm to 0.16 ppm [31]. A study about boiled beef liver revealed that 10 % kidney tea leaves solution could reduce chromium from 0.732 ppm to undetected value [33].

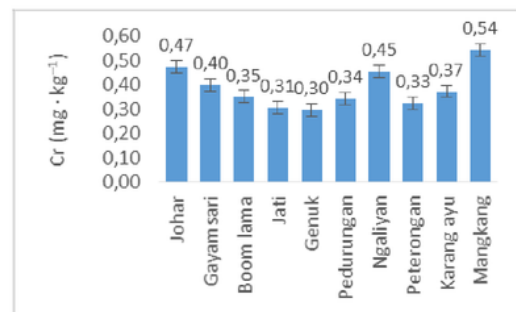


Figure 3 *Anadara granosa*'s chromium (Cr) from 10 traditional markets in Semarang city after purification using *Citrus aurantifolia*

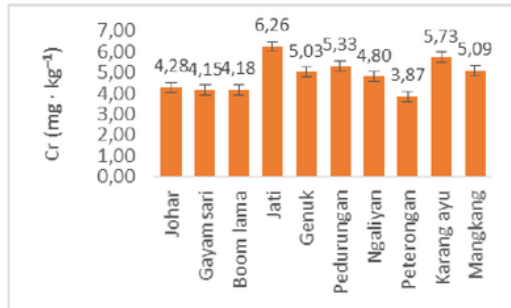


Figure 4 *Anadara granosa's* chromium (Cr) from 10 traditional markets in Semarang City after purification using *Orthosiphon aristatus*

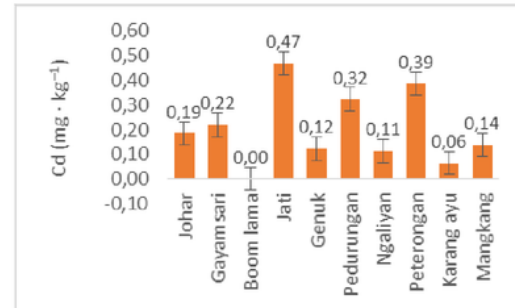


Figure 6 *Anadara granosa's* Cadmium (Cd) from 10 traditional markets in Semarang city after purification using *Orthosiphon aristatus*

3.5.3 Cadmium (Cd)

Figure 5 and Figure 6 show that *Orthosiphon aristatus* solution significantly reduced cadmium (Cd) levels of *A. granosa* compared to *Citrus aurantifolia* solution. After purification of *A. granosa* from Jati traditional market with *Orthosiphon aristatus* solution, the highest level of cadmium [(0,47 ± 0,02) mg · kg⁻¹] was obtained, while the blood cockles from Boom Lama traditional market showed the lowest cadmium level (0,00 mg · kg⁻¹).

In addition, the purification of *A. granosa* obtained from Ngaliyan traditional market with *Citrus aurantifolia* solution resulted in the highest cadmium level [(0,81 ± 0,00) mg · kg⁻¹], while the blood cockles obtained from Genuk traditional market provided the lowest level [(0,6 ± 0,00) mg · kg⁻¹]. These results met the maximum standards of cadmium content in bivalvia regulated by Badan Standarisasi Nasional (2009), which is 1,00 mg · kg⁻¹ [34]. *A. granosa* taken from the market of Muara Angke was found to contain cadmium between 0,25 ppm and 0,83 ppm [29]. According to a study about boiled beef liver [33], the use of 10 % kidney tea leaves solution reduced cadmium level from 1,283 ppm to undetected level.

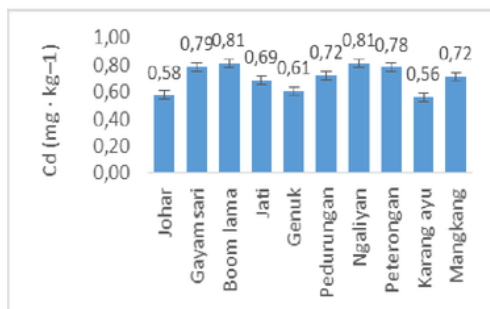


Figure 5 *Anadara granosa's* cadmium (Cd) from 10 traditional markets in Semarang city after purification using *Citrus aurantifolia*

4.0 CONCLUSION

High level of lead (Pb), chromium (Cr), and cadmium (Cd) were found in *A. granosa* taken from 10 traditional markets in the city of Semarang. Based on the criteria of food quality and considering of the characteristics of heavy metals that can accumulate in the human body, it could be emphasized that *A. granosa* is unfavorable for consumption in the long-term. This study recommends dissolution using *Citrus aurantifolia* (lime) and *Orthosiphon aristatus* (kidney tea leaves) solution that could be applied on food processing for reducing the level of Pb, Cd, and Cr of *A. granosa*.

Acknowledgement

This study is partly a research grant funded by PNBP of Fisheries and Marine Sciences Faculty, Diponegoro State University. On this opportunity, the authors would like to thank Ministry of Research, Technology and Higher Education for this funding. The authors would also like to thank the students: Astutik L. S. and Tito R. N. S. who have helped in completing this research.

References

- [1] WHO. 2014. Exposure to Lead: A Major Public Health Concern. Preventing Disease through Healthy Environments. [Online]. From: <http://www.who.int/ipcs/features/lead.pdf>. [Accessed on 4 July 2015].
- [2] Vallascas, E., A. De Micco, F. Deiana, S. Banni and E. Sanna. 2013. Adipose Tissue: Another Target Organ for Lead Accumulation? A Study on Sardinian Children (Italy). *Am. J. Hum. Biol.* 25: 789-794.
- [3] Wasserman, G. A., X. Liu, P. Factor-Litvak, J. M. Gardner and J. H. Graziano. 2008. Developmental Impacts of Heavy Metals and Undernutrition. *Basic & Clinical Pharmacology & Toxicology*. 102: 212-217.
- [4] Haslaniza, H., M. Y. Maskat, W. Aida and S. Mamot. 2014. Process Development for the Production of Protein

- Hydrolysate from Cockle (*Anadara granosa*) Meat Wash Water. *Sains Malaysiana*. 43(1): 53-63.
- [5] Fischer, A. B., R. Georgieva, V. Nikolova, J. Halkova, A. Bainova, V. Hristeva, et al. 2003. Health Risk for Children from Lead and Cadmium Near a Non-Ferrous Smelter in Bulgaria. *Int. J. Hyg. Environ. Health*. 206: 25-38.
- [6] Kavcar, P., A. Sofuoglu and S. C. Sofuoglu. 2009. A Health Risk Assessment for Exposure to Trace Metals Via Drinking Water Ingestion Pathway. *Int. J. Hyg. Environ. Health*. 212: 216-227.
- [7] Khan, S., S. Rehman, A. Z. Khan, A. Khan and M. T. Shah. 2010. Soil and Vegetables Enrichment with Heavy Metals from Geological Sources in Gilgit, Northern Pakistan. *Ecotoxicol. Environ. Saf.* 73: 1820-1827.
- [8] Mijal, R. S. and C. B. Holzman. 2010. Blood Cadmium Levels in Women of Child Bearing Age Vary by Race/Ethnicity. *Environ. Res.* 110: 505-512.
- [9] Zhao, H., B. Xia, C. Fan, P. Zhao and S. Shen. 2012. Human Health Risk from Soil Heavy Metal Contamination under Different Land Uses Near Dabaoshan Mine, Southern China. *Sci. Total Environ.* 417-418: 45-54.
- [10] Er, C., B. F. Senkal and M. Yaman. 2013. Determination of Lead in Milk and Yoghurt Samples by Solid Phase Extraction Using a Novel Aminothioazole-Polymeric Resin. *Food Chem.* 137(1-4): 55-61.
- [11] Rainbow, P. S. 2006. Biomonitoring of Trace Metals in Estuarine and Marine Environments. *Aust J Ecotoxicol.* 12: 107-122.
- [12] Aprioku, J. S. and A. W. Obianime. 2014. Evaluation of the Effects of *Citrus aurantifolia* (Lime) Juice on Lead-Induced Hematological and Testicular Toxicity in Rats. *Pharmacologia*. 5: 36-41.
- [13] Shrestha, R. L., D. D. Dhakal, D. M. Gautum, K. P. Paudyal and S. Shrestha. 2012. Variation of Physicochemical Components of Acid Lime (*Citrus aurantifolia* swingle) Fruits at Different Sides of the Tree in Nepal. *Am. J. Plant Sci.* 3: 1688-1692.
- [14] Ayinde, O. C., S. Ogunnowo and R. A. Ogedegbe. 2012. Influence of Vitamin C and Vitamin E on Testicular Zinc Content and Testicular Toxicity in Lead Exposed Albino Rats. *BMC Pharmacol. Toxicol.* 13(17): 1-8.
- [15] Association of Official Analytical Chemists (AOAC). 1996. *Official Methods of Analysis*. 16th Edn. Washington DC: AOAC Inc.
- [16] Meyer, P. A., M. A. Mc. Geehin and H. Falk. 2003. A Global Approach to Childhood Lead Poisoning Prevention. *International Journal Hygiene Environmental Health*. 206: 363-369.
- [17] Miller-Ihli, N. J. 1992. Chromium, USDA, Nutrient Composition Laboratory. In: Stoepler, M. (Ed). *Hazardous Metals in the Environment*. Germany: Institut Fur Chemie.
- [18] Cefalu, W. T. and F. B. Hu. 2004. Role of Chromium in Human Health and in Diabetes. *Diabetes Care*. 27(11): 2741-2751.
- [19] Holmes, A. L., S. S. Wise and J. P. Wise Sr. 2008. Carcinogenicity of Hexavalent Chromium. *Indian Journal of Medical Research*. 128(4): 353-372.
- [20] Jeejeebhoy, K. N., R. C. Chu, E. B. Mariss, G. R. Greenberg and A. Bruce-Robertson. 1977. Chromium Deficiency, Glucose Intolerance, and Neuropathy Reversed by Chromium Supplementation, in a Patient Receiving Long-Term Total Parental Nutrition. *Am J Clin Nutr.* 30: 531-538.
- [21] Kwok, C. K., Y. Liang, H. Wang, Y. H. Dong, S. Y. Leung and M. H. Wong. 2014. Bioaccumulation of Heavy Metals in Fish and Ardeid at Pearl River Estuary, China. *Ecotoxicology and Environmental Safety*. 106: 62-67.
- [22] Needleman, H. L. 2004. Low Level Lead Exposure and the Development of Children. *Southeast Asian Journal of Tropical Medicine and Public Health*. 35: 252-254.
- [23] Kordas, K., B. Lönnerdal and R. J. Stoltzfus. 2007. Interactions between Nutrition and Environmental Exposures: Effects on Health Outcomes in Women and Children. *The Journal of Nutrition*. 137(12): 2794-2797.
- [24] Kippler, M., B. Lönnerdal, W. Goessler, E. C. Ekström, S. El Arifeen and M. Vahter. 2009. Cadmium Interacts with the Transport of Essential Micronutrients in the Mammary Gland - A Study in Rural Bangladeshi Women. *Toxicology*. 257(1): 64-69.
- [25] Kim, Y. and S. Park. 2014. Iron Deficiency Increases Blood Concentrations of Neurotoxic Metals in Children. *Korean Journal of Pediatrics*. 57(8): 345-350.
- [26] Dorea, J. G., R. C. Marques and C. Isejima. 2012. Neurodevelopment of Amazonian Infants: Antenatal and Postnatal Exposure to Methyl- and Ethylmercury. *Journal of Biomedicine and Biotechnology*. 2012: 1-9.
- [27] Sulistiyati, T. D., S. Setyoyuwono, E. Y. Herawali and Sumarno. 2013. Reduction of Lead (Pb) with Na₂ EDTA, Lime and Vinegar Acid in Fruit Processing Wheat *Avicennia Marina*. *Journal of Food Studies*. 2(1): 93-99.
- [28] Azelee, I. W., R. Ismail, R. Ali and W.A. Bakar. 2014. Chelation Technique for the Removal of Heavy Metals (As, Pb, Cd, and Ni) from Green Mussel, *Perna viridis*. *Indian Journal of Geo-Marine Sciences*. 43(3): 372-376.
- [29] Nurjannah, Hartati and R. R. Niliabaskara. 1999. Analisa Kandungan Logam Berat Hg, Cd, Pb, As dan Cu dalam Tubuh Kerang Konsumsi (Analysis of Heavy Metal Content Hg, Cd, Pb, As and Cu In Body Blood cockles Consumption). *Buletin THP*. 1(6): 5-8. [Bahasa Indonesia].
- [30] Winarno, F. G. 1992. *Kimia Pangan dan Gizi* (Chemistry and Nutrition of Food). Jakarta: Gramedia Pustaka Utama. [Bahasa Indonesia].
- [31] Suprapti, N. H. 2008. Kandungan Chromium pada Perairan, Sedimen dan Kerang Darah (*Anadara granosa*) di Wilayah Pantai Sekitar Muara Sungai Sayung, Desa Morosari Kabupaten Demak, Jawa Tengah [Content of Chromium in Water, Sediment and Blood Cockle (*Anadara granosa*) Around Muara Sayung River, Morosari Demak, Central Java]. *Journal Bioma*. 10(2): 53-56. [Bahasa Indonesia].
- [32] Nurjannah, Zulhamsyah and Kusliyariyah. 2005. Kandungan Mineral dan Proksimat Kerang Darah (*Anadara Granosa*) yang Diambil dari Kabupaten Boalemo, Gorontalo [Mineral and Proximate Content of Blood Cockle (*Anadara granosa*) Taken from Boalemo, Gorontalo]. *Buletin THP*. 8(2): 15-24. [Bahasa Indonesia].
- [33] Dwiloka, B., D. L. M. R. Rasana'e and E. Rianto. 2006. Kandungan Logam Berat pada Hati dan Usus Sapi yang Dipelihara di TPA Jatibarang Semarang Setelah Direbus dengan Daun Kumis Kucing (*Orthosiphon stamineus Benth*) [Heavy Metal in Liver and Colon of Cows Rised at TPA jatibarang Semarang Cooked with *Orthosiphon stamineus Benth*]. *Risalah Seminar Ilmiah Aplikasi Isotop dan Radiasi*. 1(2): 33-41. [Bahasa Indonesia].
- [34] Badan Standarisasi Nasional. 2009. Batas Maksimum Cemaran Logam Berat dalam Pangan SNI 7387:2009 [The Maximum Limit of Heavy Metal in Food SNI 7387:2009]. Jakarta: Badan Standarisasi Nasional. [Bahasa Indonesia].

ANALYSIS OF HEAVY METAL CONTENT IN *Anandara granosa* (Linnaeus, 1758): A CASE STUDY OF 10 MARKETS IN SEMARANG, CENTRAL JAVA, INDONESIA

ORIGINALITY REPORT

6%

SIMILARITY INDEX

3%

INTERNET SOURCES

5%

PUBLICATIONS

%

STUDENT PAPERS

PRIMARY SOURCES

1	garuda.ristekdikti.go.id Internet Source	1%
2	Sarjito, Desrina, AHC Haditomo, S. Budi Prayitno. " The bacterial diversity associated with bacterial diseases on Mud Crab (Fab.) from Pemalang Coast, Indonesia ", Journal of Physics: Conference Series, 2018 Publication	1%
3	link.springer.com Internet Source	1%
4	china.iopscience.iop.org Internet Source	<1%
5	S.S. Bhattacharya, W. Iftikar, B. Sahariah, G.N. Chattopadhyay. "Vermicomposting converts fly ash to enrich soil fertility and sustain crop growth in red and lateritic soils", Resources, Conservation and Recycling, 2012 Publication	<1%

6

Adriyan Pramono, Binar Panunggal, M.Zen Rahfiludin, Fronthea Swastawati. "Low zinc serum levels and high blood lead levels among school-age children in coastal area", IOP Conference Series: Earth and Environmental Science, 2017

Publication

<1%

7

bmcecol.biomedcentral.com

Internet Source

<1%

8

Kunsen Lin, Jia-Hong Kuo, Chiou-Liang Lin, Zhen-Shu Liu, Jingyong Liu. "Sequential extraction for heavy metal distribution of bottom ash from fluidized bed co-combusted phosphorus-rich sludge under the agglomeration/defluidization process", Waste Management & Research, 2019

Publication

<1%

9

Y P Pasaribu, Y Buyang, N S Monika. "Potential of mollusks from the coastal of Merauke as protein source for local community", IOP Conference Series: Earth and Environmental Science, 2019

Publication

<1%

10

www.allscientificjournal.com

Internet Source

<1%

11

www.tandfonline.com

Internet Source

<1%

12

Jing Guo, Tianli Yue, Xiaotong Li, Yahong Yuan. "Heavy metal levels in kiwifruit orchard soils and trees and its potential health risk assessment in Shaanxi, China", Environmental Science and Pollution Research, 2016

Publication

<1%

13

V. T. Pardío, K. N. Waliszewski, L. A. Landín, R. G. Bautista. "Organochlorine pesticide residues in cow's milk from a tropical region of Mexico", Food Additives and Contaminants, 2003

Publication

<1%

14

Adel Rabie Ahmed Usman, Ahmed Ghallab. "Heavy-metal fractionation and distribution in soil profiles short-term-irrigated with sewage wastewater", Chemistry and Ecology, 2006

Publication

<1%

15

PHEs Environment and Human Health, 2014.

Publication

<1%

16

Mohammad Hossein Salmani, Hassan Mozaffari-Khosravi, Zeynab Rezaei. "The Nickel Concentration in Breast Milk during the First Month of Lactation in Yazd, Center of Iran", Biological Trace Element Research, 2016

Publication

<1%

17

Anwar Noman, Yanshun Xu, Wedad Q. AL-Bukhaiti, Sherif M. Abed, Abdelmoneim H. Ali, Abuubakar H. Ramadhan, Wenshui Xia.

<1%

"Influence of enzymatic hydrolysis conditions on the degree of hydrolysis and functional properties of protein hydrolysate obtained from Chinese sturgeon (*Acipenser sinensis*) by using papain enzyme", *Process Biochemistry*, 2018

Publication

18

www.ingentaconnect.com

Internet Source

<1%

Exclude quotes On

Exclude matches Off

Exclude bibliography On