

**LEMBAR  
HASIL PENILAIAN SEJAWAT SEBIDANG ATAU PEER  
REVIEW KARYA ILMIAH: JURNAL ILMIAH**

Judul Artikel Ilmiah : **The Influence of Electronic Medical Record Toward Drug Planning Quality at the Pharmacy Department of the Hospital 'X'**

Nama semua penulis : Menik Hendrawati, **Farid Agushybana**, Apoina Kartini

Status Pengusul (coret yg tidak perlu) : ~~Penulis Utama/ Penulis Utama & Korespondensi /Penulis Korespondensi/ Penulis Anggota~~

**Status Jurnal:**

- Nama Jurnal : Public Health Perspective Journal
- Tahun terbit/Vol/No/halaman : 2021/ Vol. 6 / No. 1 /Halaman 20-30
- Edisi (bulan, tahun) : April 2021
- ISSN : eISSN : 25407945 | pISSN : 25407945
- DOI : -
- Alamat WEB Jurnal/ Proceeding : <https://journal.unnes.ac.id/nju/index.php/phpj/article/view/26090>
- Terindex di : Google Scholar

**Kategori Publikasi (beri tanda V yang sesuai)**

- Jurnal Internasional [ ] Jurnal internasional bereputasi & memiliki impact factor
- [ ] Jurnal internasional bereputasi
- [ ] Jurnal Internasional WOS Emerging Sources Citation Index
- Jurnal Nasional [ ] Jurnal Nasional Terakreditasi Dikti Peringkat 1 atau 2
- [ ] Jurnal Nasional berbahasa Inggris Terindeks CABI atau Copernicus, atau Berbahasa Inggris Terkreditasi Peringkat 3 atau 4
- [ ] Jurnal Nasional berbahasa Indonesia Terakreditasi peringkat 3 atau 4
- [  ] Jurnal Nasional

**Hasil Penilaian Peer Review:**

No	Komponen yang dinilai	Jurnal Nasional	Nilai yang didapat artikel
a	Kelengkapan unsur isi artikel (10 %)	1	1,8
b	Ruang lingkup & kedalaman pembahasan (30 %)	3	2,7
c	Kecukupan dan kemutakhiran data/informasi dan metodologi (30 %)	3	2,5
d	Kelengkapan unsur dan kualitas jurnal (30%)	3	2,8
	Nilai Total	<b>10</b>	<b>9,8</b>
	<b>Nilai yang didapat pengusul: <math>X 0,4 = 3,92 / 2 = 1,96</math> 9,8</b>		

**Catatan Penilaian artikel oleh Reviewer**

a	Kelengkapan unsur isi artikel	Abstract, introduction, method, resut and discussion, conclusion, acknowledgement, dan references. Memenuhi unsur artikel jurnal ilmiah.
b	Ruang lingkup & kedalaman pembahasan	Artikel membahas mengenai pengaruh medical record secara elektronik terhadap kualitas perencanaan obat di bagian farmasi suatu Rumah Sakit. Artikel dipublish pada Public Health Perspective Journal vol 6 no 1 tahun 2021. Ruang lingkup jurnal (public health) masih sesuai dengan substansi artikel yang mengkaji aspek perencanaan obat. Pembahasan cukup analitis dan mendalam dengan mebandingkan referensi-referensi yang relevan sebanyak 9.
c	Kecukupan dan kemutakhiran data/informasi dan metodologi	Data hasil penelitian disajikan secara detail tabel-tabel dan grafik disertai narasi yang informatif. Penelitian menggunakan disain cross sectional. Pengumpulan data menggunakan kuesioner, besar sampel tidak jelas. Analisis data dilakukan dengan multivariat menggunakan SEM dengan software Partial Least Square (PLS).

d	Kelengkapan unsur dan kualitas jurnal	Unsur penerbitan jurnal: ada publisher, ada corresponding author, ada article history, tidak ada DOI, ada volume, nomor dan tahun, daftar Pustaka sebanyak 28, kualitas terbitan baik.
---	---------------------------------------	--

Semarang, 9-7-2021

Reviewer 1



Dr. Nurjazuli, SKM., M.Kes

NIP. 196308121995121001

Unit kerja : Fakultas Kesehatan Masyarakat UNDIP

Jabatan : Lektor Kepala

**LEMBAR**  
**HASIL PENILAIAN SEJAWAT SEBIDANG ATAU PEER**  
**REVIEW KARYA ILMIAH: JURNAL ILMIAH**

Judul Artikel Ilmiah : **The Influence of Electronic Medical Record Toward Drug Planning Quality at the Pharmacy Department of the Hospital 'X'**

Nama semua penulis : Menik Hendrawati, **Farid Agushybana**, Apoina Kartini

Status Pengusul (coret yg tidak perlu) : ~~Penulis Utama~~/~~Penulis Utama & Korespondensi~~ /~~Penulis Korespondensi~~/  
**Penulis Anggota**

**Status Jurnal:**

• Nama Jurnal : Public Health Perspective Journal

• Tahun terbit/Vol/No/halaman : 2021/ Vol. 6 / No. 1 /Halaman 20-30

• Edisi (bulan, tahun) : April 2021

• ISSN : eISSN : 25407945 | pISSN : 25407945

• DOI : -

• Alamat WEB Jurnal/ Proceeding : <https://journal.unnes.ac.id/nju/index.php/phpj/article/view/26090>

• Terindex di : Google Scholar

**Kategori Publikasi (beri tanda V yang sesuai)**

• Jurnal Internasional  Jurnal internasional bereputasi & memiliki impact factor

Jurnal internasional bereputasi

Jurnal Internasional WOS Emerging Sources Citation Index

• Jurnal Nasional  Jurnal Nasional Terakreditasi Dikti Peringkat 1 atau 2

Jurnal Nasional berbahasa Inggris Terindeks CABI atau Copernicus, atau Berbahasa Inggris Terkreditasi Peringkat 3 atau 4

Jurnal Nasional berbahasa Indonesia Terakreditasi peringkat 3 atau 4

Jurnal Nasional


**Hasil Penilaian Peer Review:**

No	Komponen yang dinilai	Jurnal Nasional	Nilai yang didapat artikel
a	Kelengkapan unsur isi artikel (10 %)	1	1
b	Ruang lingkup & kedalaman pembahasan (30 %)	3	2,8
c	Kecukupan dan kemutakhiran data/informasi dan metodologi (30 %)	3	2,8
d	Kelengkapan unsur dan kualitas jurnal (30%)	3	2,8
	Nilai Total	10	9,4
	<b>Nilai yang didapat pengusul:</b> $9,4 \times 0,4 = 3,76 / 2 = 1,88$		

**Catatan Penilaian artikel oleh Reviewer**

a	Kelengkapan unsur isi artikel	artikel sudah lengkap unsur yg sesuai utk publikasi ilmiah
b	Ruang lingkup & kedalaman pembahasan	topik dibahas secara cukup mendalam dan spesifik
c	Kecukupan dan kemutakhiran data/informasi dan metodologi	hasil penelitian didukung oleh data dan metodologi yg sesuai
d	Kelengkapan unsur dan kualitas jurnal	jurnal berbahasa Inggris dengan format lengkap salah 1 Co author yg sesuai dgn Body Change

Semarang,  
 Reviewer 2



dr. Antono Suryoputro, MPH, Ph.D  
 NIP. 195703061987031002

Unit kerja : Fakultas Kesehatan Masyarakat UNDIP  
 Jabatan : Lektor Kepala



# Public Health Perspective Journal

Prodi Kesehatan Masyarakat,  
Pascasarjana,  
Universitas Negeri Semarang  
Public Health

	Semua	Sejak 2016
Kutipan	332	331
indeks-h	10	10
indeks-i10	10	10

JUDUL	DIKUTIP OLEH	TAHUN
<b>Faktor-faktor yang berhubungan dengan status gizi balita di pedesaan dan perkotaan</b> AS Sholikah, ER Rustiana, A Yuniastuti Public Health Perspective Journal 2 (1)	46	2017
<b>Analisis faktor yang mempengaruhi penyalahgunaan dan adiksi alkohol pada remaja di Kabupaten Pati</b> LK Maula, A Yuniastuti Public Health Perspective Journal 2 (2)	19	2017
<b>Pola Konsumsi Fast Food, Aktivitas Fisik dan Faktor Keturunan Terhadap Kejadian Obesitas (Studi Kasus pada Siswa SD Negeri 01 Tonjong Kecamatan Tonjong Kabupaten Brebes)</b> R Septiani, BB Raharjo Public Health Perspective Journal 2 (3)	16	2017
<b>Pengaruh Pendidikan Kesehatan tentang Keamanan Jajanan terhadap Pengetahuan dan Sikap Anak</b> I Mulyawati, FT Asih Kuswardinah, A Yuniastuti Public Health Perspectives Journal 2 (1), 1-8	16	2017
<b>Keefektifan Promosi Kesehatan Terhadap Pengetahuan, Sikap dan Perilaku Tentang Tes IVA pada Wanita Usia 20-59 Tahun</b> W Fridayanti, B Laksono Public Health Perspective Journal 2 (2)	14	2017
<b>faktor resiko terjadinya Skizofrenia (studi kasus di Wilayah Kerja Puskesmas Pati II)</b> A Wahyudi, Al Fibriana Public Health Perspective Journal 1 (1)	13	2016



# Public Health Perspective Journal

[HOME](#)[ABOUT](#)[LOGIN](#)[REGISTER](#)[SEARCH](#)

Home > **Article In Pres August 2021**

---

## Public Health Perspective Journal

Public Health Perspective Journal [p-ISSN 2528-5998 | e-ISSN 2540-7945] publishes original papers, reports, and short reports on all aspects of the science, philosophy, and practice of public health. It is aimed at public health practitioners and researchers and those who manage and deliver public health services and systems. It will also be of interest to anyone involved in provision of public health programmes, the care of populations or communities and those who contribute to public health systems in any way (see Focus Scope).

Editor accepts the article has not been published in other media with the writing format as listed on public manuscript writing guidelines (see [Author Guidelines](#), [Manuscript Template](#) and [Submission Guidelines](#)).

The articles of this journal are published every fourth months, that is on April, August and December (3 issues per year), and published by the Postgraduate, Universitas Negeri Semarang.

Abstracting and Indexing: [Google Scholar](#), [DOAJ](#), [GARUDA](#), [SINTA](#)

Postgraduate, Universitas Negeri Semarang  
Kelud Utara III, Semarang 50237 Indonesia  
E-mail: [phpj@mail.unnes.ac.id](mailto:phpj@mail.unnes.ac.id)

---

**Announcements**



# Public Health Pe Journal

[HOME](#)[ABOUT](#)[LOGIN](#)[REGISTER](#)[SEARCH](#)

[Home](#) > [About the Journal](#) > **Editorial Team**

---

## Editorial Team

### Editor-in-Chief

1. Eko Farida, Universitas Negeri Semarang, Indonesia

### Editorial Board

1. Intan Zainafree, Universitas Negeri Semarang, Indonesia
2. Yuni Wijayanti, Universitas Negeri Semarang, Indonesia
3. Irwan Budiono, Universitas Negeri Semarang, Indonesia
4. Rudatin Windraswara, Universitas Negeri Semarang, Indonesia
5. Sri Ratna Rahayu, Universitas Negeri Semarang, Indonesia
6. Zuly Daima Ulfa, **Akademi Kebidanan Duta Dharma, Indonesia**



[View My Stats](#)



# Public Health Perspective Journal

- HOME
- ABOUT
- LOGIN
- REGISTER
- SEARCH
- CURRENT
- ARCHIVES
- ANNOUNCEMENTS

Home > About the Journal > People

## People

### Reviewer Team

Prof. Dr. dr. Oktia Woro Kasmini Handayani, M.Kes, (SCOPUS ID : 57192428885), Universitas Negeri Semarang, Indonesia

Dr. dr. Sutopo Patria Jati M.M, M.Kes., [SCOPUS ID 26867829400] Universitas Diponegoro, Indonesia

dr. Ngakan Putu Djaja Semadi M.Kes., [SCOPUS ID 56596728100] [Health Department Semarang District, Indonesia](#)

Siwi Pramatama Mars Wijayanti S.Si, M.Kes, PhD, [SCOPUS ID 57188709069] [Universitas Jenderal Soedirman, Indonesia](#)

Gemala Anjani S.P, M.Si, PhD, [SCOPUS ID 56088545300] Universitas Diponegoro, Indonesia



View My Stats

Focus and Scope

Peer Review Process

Open Access Policy

Author Guidelines

Manuscript Template

Submission Guidelines

Copyright Notice

Author Fees

Editorial Team

Reviewer Team

Publication Ethics

Abstracting & Indexing

Policy of Screening for Plagiarism

Contact

### Readers

ID 14,376	PH 40
US 956	SG 38
IN 128	IE 32
MY 114	GB 28
JP 84	TR 27

Pageviews: 34,996



View My Stats



### USER

Username

Password

Remember me

### JOURNAL CONTENT

Search

Search Scope

### Browse

- » By Issue
- » By Author
- » By Title
- » Other Journals



# Public Health Pe Journal

[HOME](#)[ABOUT](#)[LOGIN](#)[REGISTER](#)[SEARCH](#)

Home > Archives > **Article In Pres April 2021**

---

## Article In Pres April 2021

### Table of Contents

#### Articles

##### **Service Quality Leadership of Emergency Department of RSUD K.R.M.T Wongsoneg District Hospital)**

Ima Ariyani, Sutopo Patria Jati, Septo Pawelas Arso



Views of Abstract: 108 | PDF: 5

##### **Factors Associated With The Utilization of Healthcare Facility Among The Ederly in**

Theresia Anggita Oktavianti, Antono Suryoputro, Yohanes Sugiarto



Views of Abstract: 82 | PDF: 9

##### **The Influence of Electronic Medical Record Toward Drug Planning Quality at the Ph Hospital 'X'**

Menik Hendrawati, **Farid Agushybanu**, Apoina Kartini



Views of Abstract: 108 | PDF: 6

**Factors Affecting Tardiness of Part-Time Medical Specialists at the Polyclinic of X B**




**Factors Affecting Readiness of Full Time Medical Specialists at the Polyclinic of A T**  
Ong Felin Sinaga, Sutopo Patria Jati, Chriswarandi Suryawati

 Views of Abstract: 55 | PDF: 6


**Analysis of Personal Hygiene Factors for Garbage Transporting Officers in Ternate**  
Muhamad Amir, Oktia Woro Kasmini H, Dyah Rini Indriyanti

 Views of Abstract: 45 | PDF: 27

**Determinants of Mother Behavior in Disposing Household Garbage in Ternate City**  
Sri Ayu Buamona, Oktia Woro Kasmini Handayani, Budi Laksono

 Views of Abstract: 38 | PDF: 41

**Incidence of Hypertension of 30-50 Years Old in the Salatiga City Health Center**  
Gabrial sinta septiyawati, Widya Hary Cahyati, Eunike Raffy Rustiana Raffy Rustiana

 Views of Abstract: 42 | PDF: 32

**The Reinforcing and Inhibiting Factors of the Effectiveness Implementation on the Management Systems in Puskesmas Kota Semarang**

Feramida Yuliyana Edison, Soesanto Soesanto, Yuni Wijayanti

 Views of Abstract: 33 | PDF: 38

**The Effect of Allowance and Fast-Food Consumption on the Obesity of Adolescents**  
Ludgardis Vicky Paseru, Oktia Woro Kasmini, Eunike Raffy Rustiana

 Views of Abstract: 53 | PDF: 29

**Analysis of Physical Environmental Factors Affecting the Incidence of Pulmonary Tu**  
Shinta Amelia, Sri Ratna Rahayu, Yuni Wijayanti

 Views of Abstract: 30 | PDF: 11



[View My Stats](#)



## Factors Associated With The Utilization of Healthcare Facility Among The Elderly in X Hospital Semarang

Theresia Anggita<sup>✉</sup>, Antono Suryoputro, Yohanes Sugiarto

Diponegoro University, Faculty of Public Health, Postgraduate, Indonesia

### Article Info

#### Article History:

Accepted 19 July 2020

Approved 04 September 2020

Published 23 April 2021

#### Keywords:

Elderly, geriatric, semarang, healthcare, utilization

### Abstract

Recently, the percentage of older adults in Semarang has increased significantly because of the success of national development in the field of health and welfare. Elderly people tend to have greater healthcare utilization because of their health status. However, we need to know the factors that influence the elderly in utilizing health services in X 65%hospitals in the framework of developing a geriatric clinic for improving elderly health services in Semarang. This study aimed to identify factors related to the use of outpatient services among the X Hospital elderly. This is cross sectional study using data from X Hospital, conducted in Januari- Maret 2020 Only those who were 60 years or older were included in the analyses. We used a logistic regression analysis to determine factors associated with use of outpatient services. Among 100 participants, 65% of respondents had actived using the outpatient services in X Hospital. Factors associated with the use of outpatient services were family income, knowledge, attitude of health worker, hospital facilities, self-rated health, the number of chronic conditions, and Activities of Daily Living (ADL).The need for elderly patients in outpatient services is likely to increase along with the increasing elderly population in Indonesia in general and in the City of Semarang in particular. Elderly activeness in Hospital X in utilizing health services in Hospital X provides an opportunity for hospitals in the development of geriatric clinics and service which are currently being initiated by hospitals. Geriatric services at X Hospital providing services to elderly patients to improve the quality of their health, both psychologically and physically., and facilitate them to access appropriate health services according to their needs.

<sup>✉</sup> Correspondence Address :  
Public Health Departemen, Jl. Prof Sudarto No. 1269, Semarang, 50275,  
Indonesia  
E-mail: [theresia.anggita@gmail.com](mailto:theresia.anggita@gmail.com)



## Incidence of Hypertension of 30-50 Years Old in the Salatiga City Health Center

Gabrial Sinta Septiyawati<sup>✉</sup>, Widya Hary Cahyati, Eunike Raffy Rustiana

Universitas Negeri Semarang, Indonesia

### Article Info

Article History:  
Accepted 19 July 2020  
Approved 07  
December 2020  
Published 23 April  
2021

### Keywords:

Hypertension  
Genetic  
Exercise habits  
Stress level  
Salt consumption

### Abstract

The prevalence of hypertension in Indonesia based on measurement of blood pressure at age  $\geq 18$  years was 7.5% in 2007, an increase in 2013 by 9.5% and an increase again in 2016 by 30,9%. The purpose of this study was to analyze the factors that influence the incidence of hypertension at the age of 30-50 years at the Salatiga City Health Center. The study design in this research is case control. The population in this study were people aged 30-50 years in the working area of Puskesmas Kota Salatiga, namely Puskesmas Cebongan, Puskesmas Kalicacing and Puskesmas Sidorejo Lor. The sample consisted of 35 cases group, 35 control group as well. The sampling method used purposive sampling technique. The instrument used was a questionnaire containing questions on gender, exercise habits, stress levels / DASS questionnaires, BMI, genetic history and a tool to measure the respondent's blood pressure, namely the mercury sphygmomanometer. Data analysis used chi-square and logistic regression. There was no effect between sex on the incidence of hypertension ( $p = 0.633$ ; OR = 0.709). There was an influence between genetic history ( $p = 0.017$ ; OR = 11.769), smoking status ( $p = 0.036$ ; OR = 4.889), obesity ( $p = 0.049$ ; OR = 5.717), alcohol consumption ( $p = 0.025$ ; OR = 0.453), salt consumption ( $p = 0.017$ ; OR = 4.500), stress levels ( $p = 0.026$ ; OR = 4.580), exercise habits ( $p = 0.020$ ; OR = 0.246) the incidence of hypertension. The factors that most influenced the incidence of hypertension were exercise habits ( $p = 0.018$ ; OR = 5.006), stress levels ( $p = 0.053$ ; OR = 0.251), and salt consumption ( $p = 0.035$ ; OR = 0.239).

<sup>✉</sup>Correspondence Address:

Kampus Pascasarjana UNNES Jl. Kelud Utara 3 Sampangan  
Semarang, Indonesia  
E-mail: gabrielsinta@gmail.com

p-ISSN 2528-5998  
e-ISSN 2540-7945

# The Influence of Electronic Medical Record Toward Drug Planning Quality at the Pharmacy Department of the Hospital 'X'

*by Farid Agushybana*

---

**Submission date:** 28-Jul-2021 03:07PM (UTC+0700)

**Submission ID:** 1624993858

**File name:** anning\_Quality\_at\_the\_Pharmacy\_Department\_of\_the\_Hospital\_X.pdf (302.68K)

**Word count:** 5279

**Character count:** 30090



## The Influence of Electronic Medical Record Toward Drug Planning Quality at the Pharmacy Department of the Hospital 'X'

Menik Hendrawati<sup>✉</sup>, Farid Agushyana, Apoina Kartini

Fakultas Kesehatan Masyarakat, Universitas Diponegoro, Indonesia

### Article Info

Article History:  
Accepted 19 July 2020  
Approved 07  
September 2020  
Published 23 April  
2021

### Keywords:

Electronic Medical  
Record(s), Service  
Quality, Information  
Quality, System  
Quality, Drugs  
Planning Quality

### Abstract

Since 2016, the Hospital 'X' has been operating an Electronic Medical Record (EMR) and it is integrated with all units, including pharmacy, and it intends to increase its efficiency. 50% of hospital's income comes from the pharmacy and there is no evaluation related to the using of EMR towards quality of drugs planning. The purpose of this research is to know the correlation between technology factors (system quality, information quality, service quality) of EMR and quality of drugs management at the pharmacy of the Hospital 'X'. This research uses quantitative research method with cross-sectional approach, and it involves 53 respondents with questionnaire as the data collection technique. The data itself analyzed by SEM PLS (Structural Equation Model-Partial Least Square). The research results show that the information quality of EMR gave significant correlation with the quality of drugs planning, whereas the system quality and EMR service quality were not influenced. The correlation between the information quality and the perception of drugs management quality was significant with T-statistics  $7,9508 > 1.96$  and the sample original value was 0.6551. The system quality was not significant with T-statistics  $1.6159 < 1.96$  and the sample original value was positive, 0.1702. The service quality was not significant with T-statistics  $0.6297 < 1.96$ , with the sample original value was negative, -0.0591. This research shows that the simplicity aspect in understanding the information influences towards the utilization of drugs management, but it needs to increase the system and service quality from the devices, connectivity, network, and upgrading the staff capability aspects.

<sup>✉</sup>Correspondence Address:

Jl. Prof Soedarto No 1269 FKM UNDIP, Semarang, Indonesia  
Email : [menikrazief26@gmail.com](mailto:menikrazief26@gmail.com)

p-ISSN 2528-5998

e-ISSN 2540-7945

## INTRODUCTION

Enhancement of service quality is not only considered as an important issue in management sector, but also it is one of important factors to create an optimal health services (Faturahmah & Raharjo, 2017; Wijyantiningrum, Wijayanti, & Raharjo, 2019). Pharmacy services is considered as supporting facility and main revenue center in the hospital and it is required to comply with the Health Minister Regulations No. 72 2016 and 90% of healthcare services in the hospital use pharmacy supplies (medicines, chemicals, radiology supplies, disposable medical supplies, medical tools, and medical gases). 50% of hospital income comes from pharmacy supplies management, so it needs planning and drugs procurement evaluation in order to establish efficient drugs management (Mahdiyani, Wiedyaningsih, & Endarti, 2018; Satrianegara & Bujawati, 2018; Triaktariyani, 2018). Drugs and disposable medical management uses data of electronic information system like in the US, so the hospital is able to compete and increase its service quality and patient safety, then it will efficiently affect on the savings of drugs expenditure cost, and also the benefit enhancement for the patient (Nesi & Kristin, 2018; Salmon & Jiang, 2012). Information system is a technology combination to support operation and management in the hospital (Widodo, Agushyana, & Jati, 2018). The EMR administration in the hospital is part of Management Information Systems. In accordance with the public demands about better health service quality, the EMR administration has an advantage i.e. it prevents a medical error through three mechanisms: adverse event prevention, gives fast response if the adverse event occurred, tracks and provides feedback about the adverse event. The EMR also important in managing the healthcare problems management, because it provides integrity and accuracy, also it becomes a solution to enhance cost efficiency, access, and service quality (Jahanbakhsh, Tavakoli, & Mokhtari, 2011; Qureshi, Shah, Khan, Miankhel, & Nawaz, 2013; Widayanti, 2015).

90.7% Hospitals in the US with EMR facility give an access to the pharmacist to check the EMR for drugs therapy management, and only 50% of those hospitals give an access to the pharmacist documenting the recommendations and progress notes in the EMR (Nelson, Poikonen, Reese, Halta, & Weir, 2017). Seeing the lack of benefit evidence on the patient and also the lack of cost effectiveness evidence, the electronic health technology must be carefully evaluated especially in the social-technical factor, in order to maximize the success possibility of electronic health implementation and adoption (Black et al, 2011).

Pharmacy Information System (PIS) as part of the EMR that helps the pharmacist to make a decision about patient's medicine therapy which emphasizes on the medical error subtraction, enhances communication between nurses and pharmacy department, provides integration and interoperability in drugs administration. The PIS has main feature, such as receipt management, clinical screening, inventory management, and reporting (drugs utilization and cost of purchased drugs), so the pharmacy department is not only responsible for the drugs supplies but also in the pharmacy planning. Technology also enhances the work time efficiency on the pharmacist until 82% (Tikoo & Langton, 2014). A research conducted in Ethiopia shows that the differences between physical amount of drugs and noted amount in the data of important drugs from 0% until 60%. The loss caused by expired drugs in a-6 (six) month period is 1337.6 USD from six health facilities (Nanati, Legese, 2017). In last two decades in the US, there is a significant advantage from the implementation of health information technology such as EMR, Computerized Physician Order Entry (CPOE), system that supports clinical decision, e-prescribing telemedicine, and administration function (Appari, Carian, Johnson, & Anthony, 2012). CPOE is part of EMR and used to help the doctors to communicate with another medical staff (nurses, therapists, or the other doctors) or cross department (pharmacy, radiology, laboratory) especially about patient care through

computerized and documented patient record system (Altuwajri, Bahanshal, & Almehaid, 2011). There is positive correlation between the using of health information technology and care quality, especially in the research that uses references which were published between 1994-2010 (Buntin, Burke, Hoaglin, & Blumenthal, 2011).

The respondent from the healthcare facility with CPOE reports about the diminishing of medication errors for prescribing process (e-prescribing), drugs dispensing, and administration component (Angela, Bakti, & Adisasmito, 2019). CPOE affects on customer satisfaction (doctor and nurse), organization settings in teaching hospital, and also proponent of clinical decision (Appari et al, 2012; Niknam, Khammaria, Zand, & Fallahnejad, 2018). These previous researches study about the effect of EMR on financing efficiency, patient care quality enhancement, reduce the medical errors, and support the clinical decision which has showed significant result, but, the role of EMR itself from the perception of technology utilization towards drugs planning at pharmacy department has not studied yet. The purpose of this research is to analyze about the relationship between EMR technology quality (system quality, information quality, and service quality) and drugs planning at the pharmacy department in Hospital 'X' in order to evaluate the utilization of EMR towards management activity at the hospital's pharmacy department.

## METHOD

This research analyzes the effect of independent variable, namely technology factor, i.e. technology quality from HOT FIT (system quality, information quality, and service quality) towards dependent variable, that is drugs planning quality measured from drugs planning quality perception (forecasting, logical and rational planning, comprehensive, flexible planning, definite purpose establishment, effective financing, staff participation, accurate planning, human resources development, alternative drafting). This research is analytic

research with quantitative approach. This research also uses cross sectional as period approach, specifically running this research in specific period of time, so the result is an illustration of that exact time. The method of this study is survey through questionnaire. The subject of the study is determined by total sampling method, for paid leave respondent(s) or he/she cannot follow the research process, he/she will not be included. The data collection technique uses questionnaire. The research questions cover the obedience and smoothness of EMR implementation, the impact of EMR implementation towards pharmacy planning, and dig the factors related to human factor, organization, and technology in the Hospital 'X'. Secondary data comes from note-taking and reporting at the pharmacy department, the medical record department, or Management Information System (MIS).

The questionnaire testing is based on the questionnaire testing of Hidayat's research about Early Warning System that uses Likert scale questionnaire (Hidayat, Agushyabana, & Nugraheni, 2020). This testing is used to prevent systematic error, which is the validity test is done through Product Moment test from Pearson and reliability test with Alpha Cronbach. There are four processes in data processing phase, i.e. coding, tabulation, analysis, and data interpretation. Multivariate analysis statistic test is used to observe the relationship between the impact of independent variable and dependent variable in this research. Independent variable is technology factors (system quality, information quality, service quality), dependent quality is drugs planning quality perception. The data analysis uses SEM-PLS (Structural Equation Model-Partial Least Square). Outer Model is valuation on reliability and variable validity by convergent validity, discriminant validity, and composite reliability. After that assumption is fulfilled, the researcher runs inner model evaluation to know the relationship between variable, significant, and R-square.



**Figure 1.** Research Concept Framework

**Research Hypothesis**

- H1 : System quality has correlation with drugs planning quality perception.
- H2 : Information quality has correlation with drugs planning quality perception.
- H3 : Service quality has correlation with drugs planning quality perception.

**RESULT AND DISCUSSION**

There are 53 respondents that fill the questionnaire. 49 respondents (92.5%) are female and 4 respondents (7.5%) are male. Their education backgrounds are Senior High School (27 respondents, 50.94%), Diploma ( 18 respondents, 33.96%), Bachelor (8 respondents, 15.1%). They have various working length, such as 26 respondents with 1-5 year working length (49.06%), 11 respondents (20.75%) for 5-10 year working length, and 16 respondents (30.19%) for +10 year working length. Based on those data, the respondents are mainly female with Senior High School as their education background, and they have 1-5 working length.

**Respondent Variable Description**

**Quality System**

**Table 1.** Quality System Variable

DIMENSION	SCORE
Customer Simplicity (SQ1)	3.58
Easy to Learn (SQ2)	3.90
Data Accuracy (SQ3)	3.01
Availability and Utilization of Feature and Function (SQ4)	3.33
Data Security (SQ5)	4.18

Efficiency (SQ6)	3.56
Reliability (SQ7)	2.44
Average of System Quality Variable	3.43

System Quality Variable (SQ) has seven dimensions and it uses Likert scale, such as TD (Totally Disagree), D (Disagree), N (Neutral), A (Agree), TA (Totally Agree), and it is divided into scale 1-5. Based on Table 1, the average score of SQ variable is 3.43, the respondents choose neutral on the statement of SQ questionnaire. Data security dimension gets highest agree score and reliability dimension gets the most disagree score.

**Information Quality**

**Table 2.** Information Quality Variable

DIMENSION	SCORE
Information Completeness (IQ1)	2.89
Accuracy (IQ2)	2.94
Easy to Understand (IQ3)	3.85
Briefness (IQ4)	3.73
Relevance (IQ5)	3.63
Average of Information Quality Variable	3.41

Based on Table 2, the average score of Information Quality is 3.41, the respondents choose to be neutral towards all of the Information Quality questionnaire statements except the information quality of EMR gets disagree valuation from the respondents.

**Service Quality (SVQ)**

**Table 3.** Variable of Service Quality

DIMENSION	SCORE
Fast Response (SVQ1)	3.33
Guarantee of Pharmacy Services (SVQ2)	2.67
Follow-up Services (SVQ3)	3.12
Technical Support from the Management (SVQ4)	3.78
Empathy (SVQ5)	3.53
Average of Service Quality Variable	3.29

Based on Table 3, the average score of Service Quality variable is 3.29, and the



respondents choose to be neutral towards the statements of SVQ questionnaire. Dimension of technical support from the management gets 'neutral' from the respondents and gains the highest score (3.78). Dimension of guarantee of pharmacy services gets 'disagree' valuation by the respondents and gains the lowest score (2.67).

**Perception of Drugs Planning Quality**

**Table 4.** Variable of Drugs Planning Quality Perception

DIMENSION	SCORE
Forecasting (DPQ1)	3.15
Logical and Rational Planning (DPQ2)	3.89
Comprehensive (DPQ3)	3.9
Flexible Planning (DPQ4)	3.82
Definite Purpose Establishment (DPQ5)	3.67
Effective Financing (DPQ6)	3.66
Human Resources Development (DPQ7)	3.46
Staff Participation (DPQ8)	3.91
Accurate Planning (DPQ9)	3.8
Alternative Drafting (DPQ10)	3.52
Average of Drugs Planning Quality Perception Variable	3.68

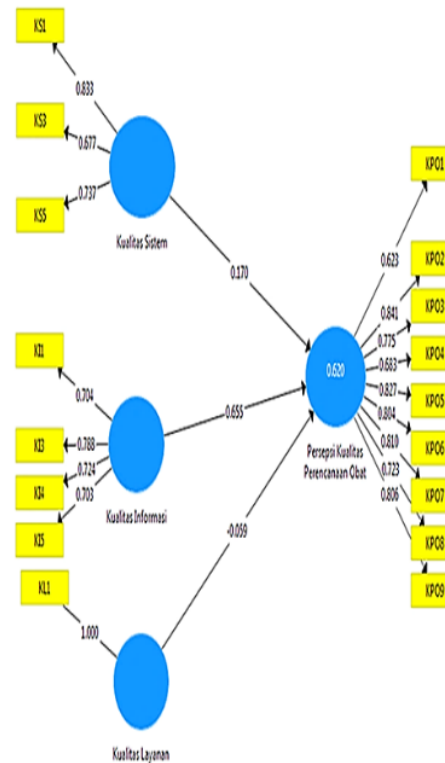
According to Table 4, the average score of drugs planning quality variable is 3.68, the respondents choose 'neutral' towards the statements of DPQ questionnaire. Dimension of staff participation gets highest response (3.91) and the respondents choose neutral. Forecasting dimension gets 'neutral' valuation from the respondents but gains lowest score.

**Multivariate Analysis**

**Outer Model Evaluation**

Validity and reliability testing on each latent variable, such as system quality variable, information quality, service quality, and drugs planning quality perception, use SmartPLS software. Dimension of individual reflexive is considered valid if loading ( value with the latent variable that want to be measured is  $\geq 0.5$  if one of the indicators has loading factor value 0.5, that indicator must be dropped, because that indicates

the indicator is not quite good to measure the latent variable precisely.



**Figure 2.** Outer Model Evaluation (After the Model is Fit)

Based on Figure 2, after the model is fit, SQ1(KS1) gets score 0.833 for loading factor, so the SQ1 variable is considered 'valid' to measure the System Quality construct. Overall, the variables of SQ1(KS1), SQ2 (KS2), and SQ5(KS5) are valid to measure the construct of the System Quality, and then , the variables of IQ1 (KI1), IQ3(KI3), IQ4(KI4), and IQ5(KI5), are valid to measure the information quality. SVQ1(KL1) is valid to measure the construct of Service Quality (Kualitas Layanan), and DPQ1-9(KPO1-9) variables are valid to measure the construct of drugs planning quality perception.

**Table 5.** Average Variance Extracted (AVE) Score

Variable	AVE
Information Quality	0.5340
Service Quality	1,0000
System Quality	0.5653
Drugs Planning Quality Perception	0.5913

18

**Table 6.** Composite Reliability

Variable	Composite Reliability	Result
Information Quality	0.8206	Fulfilled
Service Quality	1,0000	Fulfilled
System Quality	0.7947	Fulfilled
Drugs Planning Quality Perception	0.9281	Fulfilled

Table 5 shows the score of all AVE variables is  $\geq 0.50$ , and it fulfills the discriminant validity criteria (each variable is considered different each other). Next step is testing the variable reliability which is showed by composite reliability  $> 0.60$  and based on table 6, all of the constructs are reliable.

Inner Model Evaluation

Structural model can be evaluated through viewing the R2 value on endogen variable and path coefficient parameter. Inner model or structural model testing is done in order to view the correlation between variable, significance value, and R-square from research model, if the assumption is fulfilled. R-square is a determination coefficient and it has strong value  $> 0.67$ , moderate  $> 0.33$ , weak  $> 0.19$ . The R2 value for the variable of drugs planning quality perception is 0.6197, and it can be stated that this variable is able to be described by construct variable (system quality, information quality, and EMR service quality) 61.9%, and the rest (38.1%) is influenced by another variable which is not available in this research. The influence of correlation between exogenous latent variable and endogen latent variable (drugs planning quality perception) is explained on the table 7 below:

25

**Table 7.** Hypothesis Testing from Path Coefficient (Mean, STDEV, T-Values)

	Original Sample	Sample Mean	Standard Deviation	T Statistics
System Quality -> Drugs Planning Quality Perception (H1)	0.1702	0.1829	0.1053	1.6159
Information Quality -> Drugs Planning Quality Perception (H2)	0.6551	0.6685	0.0824	7.9508
Service Quality -> Drugs Planning Quality Perception (H3)	-0.0591	-0.0718	0.0939	0.6297

The path parameter coefficient from the correlation between information quality variable and drugs planning quality perception is 0.6551 with T-statistics 7.9508  $> 1.96$  on significance level  $\alpha = 0.05$  (5%) which states that there is a significant correlation between information quality and drugs planning quality perception. Positive value means if the information quality is getting better, the drugs planning quality perception will be increasing.

Path parameter coefficient from correlation between service quality variable and drugs planning quality perception is -0.0591 with T-statistics value 0.6297  $< 1.96$  with significance level  $\alpha = 0.05$  (5%) which states that there is insignificant correlation between service quality and drugs planning quality perception, and then, the negative value itself shows the better/worse of service quality will not influence the drugs planning quality perception.

Path parameter coefficient from the correlation between system quality variable and drugs planning quality perception is 1.702 with T-statistics value 1.6159  $< 1.96$  with significance level  $\alpha = 0.05$  (5%) and it states that there is insignificant correlation between system quality and drugs planning quality perception, but the positive value shows if the system quality is

getting better, it will influence the drugs planning quality.

**Table 8.** Hypothesis Testing Result

Hypot hesis	Coeffi cient	Signifi cant Level	t- ta ble	t- stati stic	Resu lt
H1	0.1702	5%	1. 96	1.61 59	H1 reject ed
H2	0.6551	5%	1. 96	7.95 08	H2 acce pted
H3	0.0591	5%	1. 96	0.62 97	H3 reject ed

According to the testing result on table 8, it can be concluded that the testing accepts H2. So, there is a correlation between EMR information quality and drugs planning quality. H1 and H3 are hypotheses about correlation between system quality and EMR service quality towards drugs planning perception quality, with significance level 5%, t-table 1.96, and t-statistics 1.6297 and 0.6297, so it is discovered that t-statistics is smaller than t-table, then, H1 and H3 are rejected (Table 8). Based on this research, the results are different than the previous researches, such as the system quality and the EMR service quality are considered 'not related' with the drugs planning quality perception, even though in the previous researches prove that those two are factors that influence the technology implementation and net benefit is reached. This research only assesses the technology component against net benefit which is assumed as drug planning quality perception which contains forecasting, logical/rational, comprehensive, flexible, definite purpose, effectiveness, participation, accuracy, human resources development, and alternative drafting.

EMR system quality does not correlate with the drugs planning quality perception (H1 rejected), it is assumed that the system quality aspect has not given perception that supports the enhancement of drugs planning quality. The causes are some mistakes in data entry by professional caregiver and these are not

automatically corrected by the system, and the internet connection has not optimal yet and it interferes the services, and both cause inefficient time. The EMR feature has not facilitated drugs dosage calculation and it inflicts a problem during stock-taking calculation, because it leads to calculation errors and it will impact on the financing. It can be concluded that the EMR system quality has not accommodated the effectiveness aspect yet, so there is no cost savings, time and quantity of human resources that reflect a good quality of drugs planning.

This matter is not harmonious with the systematic review by Nguyen, et al., that states about the EMR system quality is reviewed from the ease of use, efficiency, and also data accuracy which is very useful especially for professional caregiver, and it should be very supportive to form a good quality of drugs planning. According to Johnson, all of the steps in the formulated planning must consider resources component, facility, infrastructure, and available budget, so the effectiveness aspect from the EMR system quality is needed in its planning (Nilsen, 2015). Steps to overcome the weakness of EMR system quality are improvement in the EMR feature and upgrading the internet connection. But, the attitude of the respondents who disagree with some indicators of easiness in using the EMR in this research is suitable with a study conducted by Waljil where 47% of professional caregiver wanted to enhance the easiness in using the EMR. Then, an anxiety arose on the privacy system and confidentiality of patients data in the EMR, because their data were saved electronically, but unfortunately, the cause of that anxiety was not explained yet especially about the data security (privacy and confidentiality) of EMR by the previous researchers (Nguyen et al, 2014; Nilsen 2015).

EMR service quality at Pharmacy Department is assessed from its reliability, pharmacy services guarantee, support and empathy from the additional staff (IT employee). This assessment can be used to improve the drugs planning quality. Good drugs planning is drugs vacancies or disturbing condition during services is avoided (blackout, server disruption, slow

internet connection). The EMR itself is used to ensure the amount of medicines monitored in real-time, system can run 24 hours, and if technical disruption appears, the IT staff is needed to repair and make sure the service runs smoothly. The EMR service quality dimension in this research is regarded 'not maximal', because the IT staff is assumed sluggish and he/she has not given the feedback during the repair.

It is contrast with the previous research where the information system service quality at Pharmacy Department can be used in drugs planning process. It happens because the utilization of the EMR depends on the staff capability especially in operating the computer system (EMR). If the staff gets adequate training followed by appropriate training frequency to create positive habit and restoration of supporting facilities, the service quality will be more optimized (nguyen et al., 2014; Timorini, Woro, Handayani, Sri, & Rahayu, 2020). During its implementation, the program's efficiency and effectiveness are depending on the quality of human resources' capability and existence (Hasana & Mukarromah, 2019; Wijaya & Soesanto, 2017). This research shows that the staffs of pharmacy department in the Hospital 'X' still have high dependency on the IT staff especially if they meet problems during working on the EMR. It can be solved by organizing EMR training routinely, as stated on the previous research. Building good communication between pharmacy department and information technology department is needed, so the feedback after the reparation will be done immediately. Experience shows that routine and corrective feedback is the best way to enhance the information data quality and obedience of pharmacy management reporting (Embrey, 2012).

This research points that the EMR information quality is related to the drugs planning quality perception, and it can be stated that the dimension of information quality that focuses on information completeness, accuracy, easiness to be understood, brevity, and relevancy, is regarded 'facilitated the drugs planning needs.' Dimension of information completeness

emphasizes on the accuracy of data entry based on the drugs consumption and the pattern of Top 10 most disease treated by the Hospital 'X', it is suitable with the guidelines of drugs planning that considers on the importance of drugs consumption data for forecasting priority plan and pharmacy department development plan in the Hospital 'X'. This fact is parallel with the previous 23 researchers conducted by Nguyen, et al., that good information quality leads to the accuracy improvement on patient data and it affects on the improvement of overall data at the Pharmacy Department. A quality planning is determined by good data accuracy so it can be as the foundation that will determine the purpose of definite planning and easy to be implemented, especially by the pharmacists (Nesi & Kristin, 2018; Rosmania & Supriyanto, 2015).

The respondents also give their good rate on easy to understand dimension which is needed for the utilization of EMR at the Pharmacy Department. Based on the study conducted by Shachack and Walji, the information quality is influenced by data capability to be reread especially the doctor's writing which is hard to be read in the manual medical record. The use of EMR enhances the improvement of documentation quality and it impacts on the drugs planning process which needs valid data, so there will be no mistakes or errors in ordering, admission, and drugs expenditure to the unit or patient, in accordance with the Moody et al.'s research (Nguyen, et al., 2014). The research result also shows that the information as the product of EMR is complete and gives positive impact on the process of clinical decision taking for the patient by the professional caregiver, such as drugs substitution, if the drugs stock is vacant the staff does not need to wait for long, because it is suitable with the indicator from the information completeness. The EMR relevance dimension accommodates sudden data modification, it is suitable with the needs of the quality drugs planning implementation, where the program monitoring and evaluation is run based on the real-time service condition. The dimension of EMR brevity is reflected on the easiness in taking the information data on each period. This is

suitable with the needs of pharmacy management planning where the summary of operational data (e.g. monthly or quarterly) used periodically to monitor the unit's performance, measure the management effectiveness to reach the mission, change the planning strategy, or EMR data analysis based on the needs or trend in their part and it can be used for decision taking in local level (Embrey, 2012). These all EMR information quality dimensions in the Hospital 'X' from this research play in the process of drugs planning.

## CONCLUSION

The EMR information quality produces accurate and definite data, it helps the drugs planning activity and also development of the Pharmacy Department in the Hospital 'X'. System quality and EMR service quality need some improvements start from supporting devices aspect, stabilization of internet connectivity, enhancement of EMR operational training for pharmacists, and improvement in the feedback, so it can help the process of drugs planning. The limitations of this research is in the data analysis, this research still encloses less valid question, and it is expected that the questions should be developed through running some improvements.

## ACKNOWLEDGEMENT

Our deepest gratitude to the Faculty of Public Health, Diponegoro University Semarang that gives the support during this research.

## REFERENCES

- <sup>6</sup> Altuwaijri, M., Bahanshal, A., & Almehaid, M. (2011). Implementation of computerized physician order entry in National Guard hospitals: Assessment of critical success factors. *Journal of Family and Community Medicine*, vol. 18(3),143-151.
- <sup>3</sup> Appari, A., Carian, E. K., Johnson, M. E., & Anthony, D. L. (2012). Medication administration quality and health information technology: A national study of US hospitals. *Journal of the American Medical Informatics Association*, 19(3), 360-367.
- Black, A. D., Car, J., Pagliari, C., Arndt, C., Cresswell, K., Bokun, T., Sheikh, A. (2011). The impact of ehealth on the quality and safety of health care: A systematic overview. *PLoS Medicine*, 8(1), 1-16.
- Buntin, M. B., Burke, M. F., Hoaglin, M. C., & Blumenthal, D. (2011). The benefits of health information technology: A review of the recent literature shows predominantly positive results. *Health Affairs*, vol. 30(22) 464-471.
- Embrey, Martha. (2012). *MDS-3:Managing Access to Medicines and Health Technologies*. Arlington, VA : Management Sciences for Health.
- Faturah, E., & Raharjo, B. B. (2017). Analisis Tingkat Kepuasan Pasien BPJS Terhadap Kualitas Pelayanan Petugas Medis Melalui Faktor Assurance di Ruang Rawat Inap RSUD Bima, NTB. *Public Health Perspective Journal*, 2(3), 254-261.
- Hasana, D., & Mukarromah, S. B. (2019). The Evaluation of the Success about House Nutrition in Improvement Nutrition Status in Semarang. *Public Health Perspective Journal*, 4(2), 94-103.
- Hidayat, D.I., Agushyana, F., Nugraheni, S.A. (2020). Early Warning System pada Perubahan Klinis Pasien terhadap Mutu Pelayanan Rawat Inap. *Higeia Journal of Public Health Reseach and Development*. Vol. 4 (3):506-519
- <sup>7</sup> Inquilla, C. C., Szeinbach, S., Seoane-Vazquez, E., & Kappeler, K. H. (2007). Pharmacists' perceptions of computerized prescriber-order-entry systems. *American Journal of Health-System Pharmacy*, 64(15), 1626-1632.
- <sup>17</sup> Jahanbakhsh, M., Tavakoli, N., & Mokhtari, H. (2011). Challenges of EHR implementation and related guidelines in Isfahan. *Procedia Computer Science*, 3,1199-1204.

- Legese, Nanati. (2017). Pharmaceutical expenditure analysis and assessment of pharmaceutical inventory control management practices in Saint Paul Hospital Millennium Medical College. Addis Ababa University
- 27 Mangindara, Darmawansyah, Nurhayani. (2012). Analisis pengelolaan obat di puskesmas kampala kecamatan sinjai timur kabupaten sinjai tahun 2011. *Jurnal AKK Universitas Hasanudin*, 1(1), pp. 58–78.
- 9 Nelson, S. D., Poikonen, J., Reese, T., Halta, D. El, & Weir, C. (2017). The pharmacist and the EHR. *Journal of the American Medical Informatics Association*, 24(1), 193–197.
- 14 Nesi, G., & Kristin, E. (2018). Evaluasi Perencanaan Dan Pengadaan Obat di Instalasi Farmasi RSUD Kefamenanu Kabupaten Timor Tengah Utara. *Jurnal Kebijakan Kesehatan Indonesia : JKKI*, 07(04), 147–153.
- 13 Nguyen L, Belluci E, Nguyen LT. (2014). Electronic health records implementation: An evaluation of information system impact and contingency factors. *International journal medical informatics*. Vol. 83(11): 779-796
- 15 Niknam, F., Khammaria, M., Zand, F., & Fallahnejad, E. (2018). Physicians and Nurses' Satisfaction with Computerized Physician Order Entry. *Journal of Health Management and Informatics*, (April).
- 24 Nilsen P. (2015). Making sense of implementation theories, models and frameworks. *Implementation Science*. Vol.10(1):1-13.
- 5 Qureshi, Q., Shah, B., Khan, N., Miankhel, K., & Nawaz, A. (2013). Determining the Users'Willingness To Adopt Electronic Health Records (Ehr) in Developing Countries. *Gomal University Journal of Research*, 28(2), 140–148.
- 2 Radley, D. C., Wasserman, M. R., Olsho, L. E. W., Shoemaker, S. J., Spranca, M. D., & Bradshaw, B. (2013). Reduction in medication errors in hospitals due to adoption of computerized provider order entry systems. *Journal of the American Medical Informatics Association*, 20(3), 470–476. <https://doi.org/10.1136/amiajnl-2012-001241>
- 16 Rosmania, F. A., & Supriyanto, S. (2015). Analisis Pengelolaan Obat Sebagai Dasar Penedalihan Safety Stock Pada Stagnant dan Stock Out Obat. *Jurnal Administrasi Kesehatan Indonesia*, 3(1), 1–10.
- 19 Salmon, J. W., & Jiang, R. (2012). E-Prescribing: History, Issues, Potential. *Online Journal of Public Health Informatics*, 4(3).
- 21 Satrianegara, M. F., & Bujawati, E. (2018). Analisis Pengelolaan Manajemen Logistik Obat Di Instalasi Farmasi Rsud Lanto Daeng Pasewang Kabupaten Jeneponto. *Public Health Science Journal*, 10, 37–47.
- Tikoo, M., & Langton, C. R. (2014). Evaluating Connecticut's Health Information Technology Exchnge Pharmacy Survey Report.
- Timorini, Y. A., Woro, O., Har10yani, K., Sri, R., & Rahayu, R. (2020). the Influence of Integrated Management Neonatal and Childhood Illness Training on Knowledge, Attitude, Motivation and Compliance of Midwife Neonatal Visit. *Public Health Perspective Journal*, 5(1), 56–66.
- 4 Widayanti, N. A. (2015). Evaluasi Implementasi Sistem Electronic Health Record (EHR) Di Rumah Sakit Akademik Universitas Gadjah Mada. *Jurnal Manajemen Informasi Kesehatan Indonesia*, ISSN:2337-585X, Vol.3, No.1, Maret 2015, 17–30
- 12 Widodo, A.P., Agushybana, F., Jati, S.P. (2018). Pengukuran Penerimaan Sistem Informasi EWSKIA Berdasarkan Persepsi Pengguna dengan Menggunakan Technology Acceptance Model. *JSINBIS (Jurnal Sistem Informasi Bisnis)*, vol. 8, no. 2, pp. 166-173, Oct. 2018.
- 8 Wijayantiningrum, T., Wijayanti, Y., & Raharjo, B. B. (2019). Analysis of The Individual Health Efforts Quality After Accreditation

Assessment at Public Health Centers of Semarang City in 2019. Public Health Perspective Journal, 5(5), 36-46.

Wijaya, P. S., & Soesanto, S. S. (2017). Kajian Implementasi Kebijakan Ruang Laktasi Di Sektor Pemerintah Dan Swasta. Public Health Perspective Journal, 6(3), 196.

# The Influence of Electronic Medical Record Toward Drug Planning Quality at the Pharmacy Department of the Hospital 'X'

## ORIGINALITY REPORT

14%

SIMILARITY INDEX

13%

INTERNET SOURCES

8%

PUBLICATIONS

11%

STUDENT PAPERS

## PRIMARY SOURCES

1	Submitted to Samuel Merritt University Student Paper	1%
2	Submitted to Purdue University Student Paper	1%
3	<a href="http://scholarcommons.sc.edu">scholarcommons.sc.edu</a> Internet Source	1%
4	<a href="http://ejournal.akperfatmawati.ac.id">ejournal.akperfatmawati.ac.id</a> Internet Source	1%
5	Submitted to Asia Pacific University College of Technology and Innovation (UCTI) Student Paper	1%
6	<a href="http://www.slideserve.com">www.slideserve.com</a> Internet Source	1%
7	<a href="http://www.inderscienceonline.com">www.inderscienceonline.com</a> Internet Source	1%
8	<a href="http://www.jurnal.unsyiah.ac.id">www.jurnal.unsyiah.ac.id</a> Internet Source	1%



9	Submitted to Galen College Student Paper	1 %
10	garuda.ristekbrin.go.id Internet Source	1 %
11	sinta3.ristekdikti.go.id Internet Source	1 %
12	Submitted to Universitas Teuku Umar Student Paper	1 %
13	Submitted to University Of Tasmania Student Paper	1 %
14	journal.ugm.ac.id Internet Source	<1 %
15	Submitted to DeVry, Inc. Student Paper	<1 %
16	e-journal.unair.ac.id Internet Source	<1 %
17	link.springer.com Internet Source	<1 %
18	rjoas.com Internet Source	<1 %
19	Submitted to Sheffield Hallam University Student Paper	<1 %
20	ojs.unik-kediri.ac.id Internet Source	<1 %

21	<a href="https://repositori.usu.ac.id">repositori.usu.ac.id</a> Internet Source	<1 %
22	<a href="https://siapsprogram.org">siapsprogram.org</a> Internet Source	<1 %
23	Submitted to iGroup Student Paper	<1 %
24	<a href="http://www.emerald.com">www.emerald.com</a> Internet Source	<1 %
25	Submitted to President University Student Paper	<1 %
26	<a href="https://erepo.usiu.ac.ke">erepo.usiu.ac.ke</a> Internet Source	<1 %
27	<a href="https://etd.aau.edu.et">etd.aau.edu.et</a> Internet Source	<1 %
28	<a href="https://studentsrepo.um.edu.my">studentsrepo.um.edu.my</a> Internet Source	<1 %
29	Zahra Fozouni Ardekani, Morteza Akbari, Giovanni Pino, Miguel Ángel Zúñiga, Hossein Azadi. "Consumers' willingness to adopt genetically modified foods", British Food Journal, 2020 Publication	<1 %
30	<a href="https://journal.feb.unmul.ac.id">journal.feb.unmul.ac.id</a> Internet Source	<1 %

[ojs.stikesamanahpadang.ac.id](https://ojs.stikesamanahpadang.ac.id)

31

Internet Source

<1 %

---

32

thinkmind.org

Internet Source

<1 %

---

33

Innovation Technology and Knowledge  
Management, 2016.

Publication

<1 %

---

Exclude quotes Off

Exclude matches Off

Exclude bibliography On

# The Influence of Electronic Medical Record Toward Drug Planning Quality at the Pharmacy Department of the Hospital 'X'

---

## GRADEMARK REPORT

---

FINAL GRADE

**/0**

GENERAL COMMENTS

**Instructor**

---

PAGE 1

---

PAGE 2

---

PAGE 3

---

PAGE 4

---

PAGE 5

---

PAGE 6

---

PAGE 7

---

PAGE 8

---

PAGE 9

---

PAGE 10

---

PAGE 11

---