

A Proposed Method of FRP Anchorage for FRP Confined Over-Reinforced Concrete Beam

by Nuroji Nuroji

Submission date: 12-Sep-2022 03:47PM (UTC+0700)

Submission ID: 1897823383

File name: Fullpaper-ICRMCE_043_published.pdf (330.09K)

Word count: 2800

Character count: 14412

A Proposed Method of FRP Anchorage for FRP Confined Over-Reinforced Concrete Beam



Nuroji, Ay Lie Han , Sri Tudjono, Lena Tri Lestari, and Tiara Murtisari

Abstract Fiber Reinforced Polymer (FRP) is a material for strengthening, retrofitting or confining concrete elements. Research on the FRP performance demonstrated that debonding was one of the major failure modes, reducing the ultimate capacity of the composite action between the FRP and concrete. Debonding between FRP and concrete is mostly characterized in the interfacial transition zone (ITZ). Increasing the bond performance in the ITZ is conducted by applying an anchorage system to prevent premature bond loss. The aim of this paper is to propose three concepts of FRP anchorage systems and evaluate their usefulness and theoretical effectiveness. For evaluation, an over-reinforced flexural member is externally strengthened using carbon fiber wraps, the compression area of this member is confined using a u-shape configuration. The three types of FRP anchorages introduced in this study are the spike, insertion, and stitch anchor. It is expected that the anchors will increase the bond performance between the concrete and the CFRP, preventing premature failure and increasing the concrete strength and deformation behavior due to the confinement effect. At further stages, full size elements will be tested to prove this hypothesis, and to evaluate which type of the three anchors is the most effective.

Keywords Fiber-reinforced polymer · Anchorage · Confinement

Nuroji (✉) · A. L. Han · S. Tudjono · L. T. Lestari · T. Murtisari
Universitas Diponegoro, Semarang 50275, Indonesia
e-mail: nuroji@lecturer.undip.ac.id

A. L. Han
e-mail: hanaylie@lecturer.undip.ac.id

S. Tudjono
e-mail: sritudjono@lecturer.undip.ac.id

L. T. Lestari
e-mail: lenatristestari@students.undip.ac.id

T. Murtisari
e-mail: tiaramurtisari@students.undip.ac.id

© The Author(s), under exclusive license to Springer Nature Singapore Pte Ltd. 2023
S. A. Kristiawan et al. (eds.), *Proceedings of the 5th International Conference on Rehabilitation and Maintenance in Civil Engineering*, Lecture Notes in Civil Engineering 225,
https://doi.org/10.1007/978-981-16-9348-9_20

225

1 Introduction

Improving and strengthening of existing structural elements in the field are often needed as a result of additional building loads in the form of live, dead, or earthquake loads. The use of Fiber Reinforced Polymers (FRP) for the external reinforcement of structural elements is one method that is being researched extensively, since the FRP has a very high tensile strength exceeding the tensile strength of commonly reinforcing steel [1]. Further, the composite action between the FRP and concrete provides an excellent compatibility behavior in transferring both stress and strain between the two materials. FRP can be used to increase the shear [2–6], the bending and the concrete strength due to the confinement effect [7–15] of a concrete element, leading in an overall enhancement of the member. One of the problems in related prior studies was that the beam failed before the FRP reached its maximum strength due to debonding [16]. Previous studies have found that FRP sheets are debonding by average of 50% of their tensile capacity. Therefore, additional anchorage systems are required to improve the bond behavior in the interfacial transition zone (ITZ) [17–22]. Anchorage system for externally bounded FRP aims to: (I) prevent or delay interfacial crack opening; (II) increase the total available interfacial shear stress transfer; and (III) to provide a stress mechanism where no bond length is available beyond the critical section [18, 23]. The effectiveness of CFRP wraps can be improved by applying multiple layers of wraps [24], but this method will not increase the bond capacity between the wraps and the concrete.

The effective strain of the FRP reinforcement must be limited by the debonding strain, ϵ_{fd} , to avoid cracking due to debonding failure (Eq. 1) [25].

$$\epsilon_{fd} = 0.41 f_c' n E_f t \leq 0.9 \epsilon_{fu} \quad (1)$$

where f_c' , n , E_f , t , and ϵ_{fu} are concrete compression strength, number of FRP layers, elastic modulus tensile of FRP, thickness of FRP for each layer, and ultimate strain of FRP, respectively. Several studies have shown that anchorage FRP is viable method to delay or prevent FRP debonding to concrete [19, 23, 26, 27].

In the research conducted by [3, 16, 28], experimental testing was carried out on over-reinforced beams that were reinforced more with external FRP reinforcement, but debonding occurred in the stress area due to the beam bending response followed by the shear strain between the concrete and FRP. The members were utilized with u-wraps in the compression zone of the member. U-wraps are commonly used for shear reinforcement of flexural elements [3, 29–32].

2 Concept and Method

2.1 Specimen and Anchorage Details

Figure 1 shows a CFRP wrap-confined beam without anchorage. Three types of FRP anchorage used in this study are shown in Fig. 2.

Over-reinforced beams are used to obtain a wide compressive area of the beam. CFRP Wrap is installed in the stressed area of the beam and a U-shape is used to consider that the FRP cannot be wrapped completely due to the presence of a slab at the existing structure.

In this study, three types of FRP anchor are introduced, they are spike, insertion, and stitch. Anchors will improve the strength of the far end fibers of the FRP, and directly prevent the shear-bond strains to increase [2, 33–37]. The spike anchor is made of CFRP string which is partially hooked into the concrete cover and the rest is fan-shaped spread over the surface of CFRP wrap (Fig. 2a). This anchor model uses the model proposed by researchers and proven highly effective [19, 20, 38, 39] with slight adjustments to the beam dimensions used in this study. Another method of anchoring is an insertion (Fig. 2b), the CFRP wrap edge is inserted into the concrete cover opening and filled with epoxy. The opening groove is curved to avoid the CFRP wrap being torn at the outside corner of the opening due to a stress concentration. In the stitch anchor, CFRP string [4, 40] is used which is formed as shown in Fig. 2c.

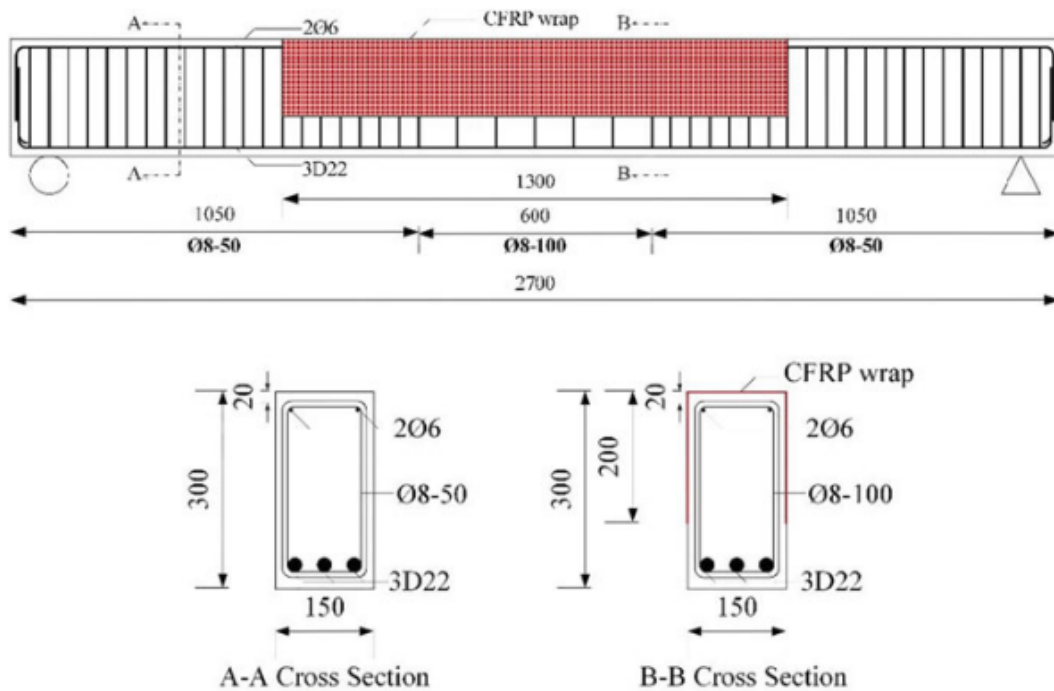


Fig. 1 CFRP wrap-confined beam without anchor

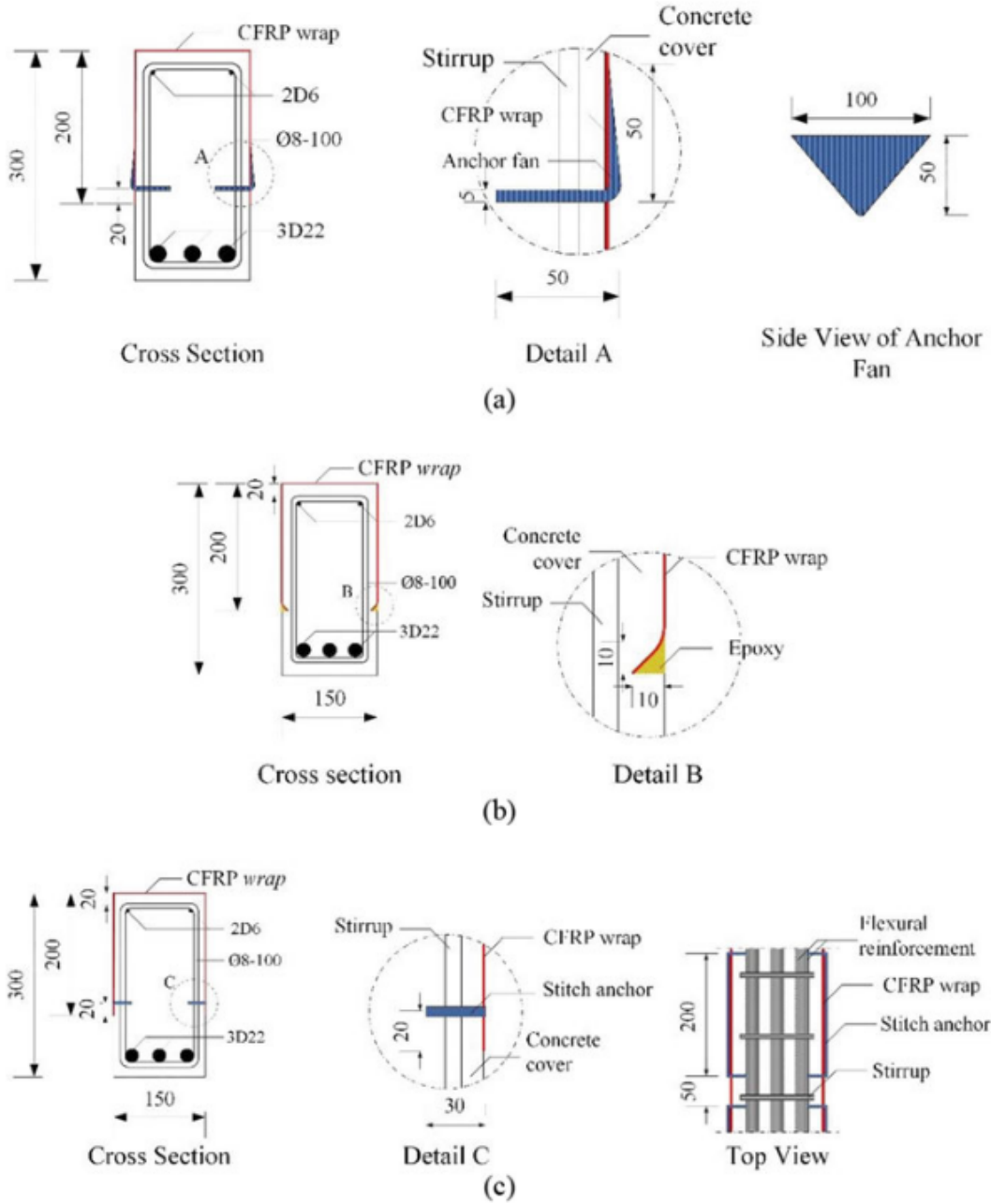


Fig. 2 Variety of FRP anchorage **a** Spike **b** Insertion **c** Stitch

The concrete is perforated using a drill then the anchor stitch is inserted and glued using epoxy.

2.2 Experimental Test Set-Up

The test will be carried out when the concrete reaches 28 days with a 2-point-load system (Fig. 3). The two-point loading system is used so that at middle span of the beam, pure bending occurs without any shear intervention. The FRP is installed 200 mm over the load point to avoid excessive stresses on the ends of the CFRP wrap. The compression strain gauge is installed horizontally and transversally for both concrete and FRP to assess the confinement. Strain gauge for steel is only installed on the tensile reinforcement due to the impossibility to be attached on small diameter compression reinforcement. In order to obtain beam deflection and curvature, one LVDT is installed at the middle of the beam span and two LVDT with a yoke for each other are installed next to it.

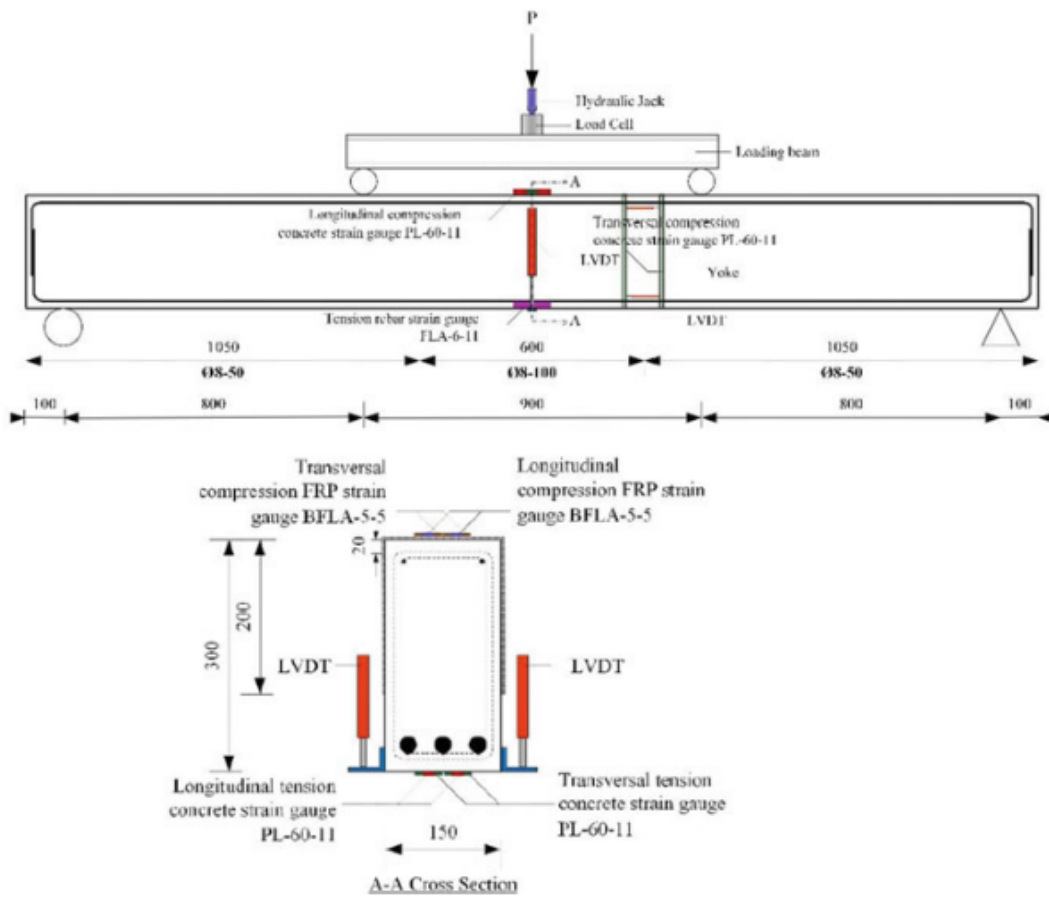


Fig. 3 Setup of testing

3 Discussion

The three types of FRP anchors are expected to be able to overcome debonding by providing confinement to the compressed concrete region of the beam. In over-reinforced beams, failure will occur due to the maximum compressive strain of the concrete before the reinforcing steel yields. As a result of FRP anchor, U-shaped FRP can hold the compressive stress after maximum compressive strain of concrete is reached so that the ultimate load increases until the tensile reinforcement yields. FRP anchorage has a role to anticipate U-shaped FRP debonding phenomenon which is caused by shear stress along the interface of U-shaped FRP and concrete. For spike and stitch anchor, the anchor space/distance is important to make sure the anchors work fine and do not lead stress concentration around the anchor hook. By comparing the three types of FRP anchors, it can be seen which types of anchoring are more effective to use in beam reinforcement using FRP.

References

1. Rasheed HA (2014) Strengthening design of reinforced concrete with FRP
2. Bae S-W, Belarbi A (2013) Behavior of various anchorage systems used for shear strengthening of concrete structures with externally bonded FRP sheets. *J Bridg Eng* 18(9):837–847. [https://doi.org/10.1061/\(asce\)be.1943-5592.0000420](https://doi.org/10.1061/(asce)be.1943-5592.0000420)
3. Tee HH, Al-Sanjery K, Chiang JCL (2018) Behaviour of over-reinforced concrete beams with double helix and double square confinements related to ultimate bending and shear strength. *J Phys Sci* 29. <https://doi.org/10.21315/jps2018.29.s2.7>
4. Eslami A, Moghavam A, Shayegh HR, Ronagh HR (2020) Effect of FRP stitching anchors on ductile performance of shear-deficient RC beams retrofitted using FRP U-wraps. *Structures* 23:407–414. <https://doi.org/10.1016/j.istruc.2019.11.007>
5. Lavorato D, Bergami AV, Fiorentino G, Fiore A, Santini S, Nuti C (2018) Experimental tests on existing RC beams strengthened in flexure and retrofitted for shear by C-FRP in presence of negative moments. *Int J Adv Struct Eng* 10(3):211–232. <https://doi.org/10.1007/s40091-018-0193-1>
6. Mahrenholtz P, Cho JY, Park JM, Eligehausen R (2018) Characterization of shear strength of FRP anchors. In: MATEC web conference. vol 199. pp 4–8. <https://doi.org/10.1051/mateconf/201819909008>
7. Chaallal O, Hassan M, Shahawy M (2003) Confinement model for axially loaded short rectangular columns strengthened with fiber-reinforced polymer wrapping. *ACI Struct J* 100(2):215–221. <https://doi.org/10.14359/12485>
8. Fam A, Qie FS, Rizkalla S (2004) Concrete-filled steel tubes subjected to axial compression and lateral cyclic loads. *J Struct Eng* 130(4):631–640. [https://doi.org/10.1061/\(asce\)0733-9445\(2004\)130:4\(631\)](https://doi.org/10.1061/(asce)0733-9445(2004)130:4(631))
9. Madas P, Elnashai AS (1992) A new passive confinement model for the analysis of concrete structures subjected to cyclic and transient dynamic loading. *Earthq Eng Struct Dyn* 21(5):409–431. <https://doi.org/10.1002/eqe.4290210503>
10. Priastiwi YA, Imran I, Nuroji Hidayat A (2014) Behavior of ductile beam with addition confinement in compression zone. *Proc Eng* 95:132–138, Elsevier. <https://doi.org/10.1016/j.proeng.2014.12.172>

11. Priastiwi YA, Imran (2015) Nuroji: the effect of different shapes of confinement in compression zone on beam's ductility subjected to monotonic loading. *Proc Eng* 125:918–924, Elsevier <https://doi.org/10.1016/j.proeng.2015.11.098>
12. Tee HH, Al-Sanjery K, Chiang JCL (2018) Behaviour of over-reinforced concrete beams with double helix and double square confinements related to ultimate bending and shear strength. *J Phys Sci* 29:77–98. <https://doi.org/10.21315/jps2018.29.s2.7>
13. Nguyen DH, Hong WK (2019) Part I: the analytical model predicting post-yield behavior of concrete-encased steel beams considering various confinement effects by transverse reinforcements and steels. *Materials (Basel)* 12(14). <https://doi.org/10.3390/ma12142302>
14. Aylie H, Antonius Okiyarta AW (2015) Experimental study of steel-fiber reinforced concrete beams with confinement. *Proc Eng* 125, Elsevier. <https://doi.org/10.1016/j.proeng.2015.11.158>
15. Nematzadeh M, Fazli S (2020) The effect of active and passive confining pressure on compressive behavior of STCC and CFST. *Adv Concr Constr* 9(2): 161–171. <https://doi.org/10.12989/acc.2020.9.2.161>
16. Suprpto H, Tudjono S, Susilorini RMR (2020) Study of the role of CFRP shear on increased bending capacity of reinforced concrete beams. In: *Engineering, information and agricultural technology in the global digital revolution*, pp 134–138
17. Aljaafreh T, Beneberu E, Yazdani N (2018) Anchorage effect on flexural fiber reinforced polymer (FRP) laminate strengthening of light weight concrete beams. *J Eng Archit* 6(1):14–25. <https://doi.org/10.15640/jea.v5n2a2>
18. Jumaah R, Kalfat R, Al-Mahaidi R, Abdouka K (2017) Anchorage systems used in FRP strengthening of concrete members. In: *High tech concrete: where technology and engineering meet—proceedings of the 2017 fib symposium*, June, pp 877–886. https://doi.org/10.1007/978-3-319-59471-2_102
19. Villanueva Llauradó P, Ibell T, Fernández Gómez J, González Ramos FJ (2017) Pull-out and shear-strength models for FRP spike anchors. *Compos Part B Eng* 116:239–252. <https://doi.org/10.1016/j.compositesb.2017.02.029>
20. del Rey Castillo E, Kanitkar R, Smith ST, Griffith MC, Ingham JM (2019) Design approach for FRP spike anchors in FRP-strengthened RC structures. *Compos Struct* 214:23–33. <https://doi.org/10.1016/j.compstruct.2019.01.100>
21. del Rey Castillo E, Griffith M, Ingham J (2018) Straight FRP anchors exhibiting fiber rupture failure mode. *Compos Struct* 207:612–624. <https://doi.org/10.1016/j.compstruct.2018.09.073>
22. Li W, Liu W, Yang X, Xing F (2020) Experimental study on FRP-to-concrete bonded joints with FRP sheet anchor system. *Adv Mater Sci Eng*. <https://doi.org/10.1155/2020/2514313>
23. Grelle SV, Sneed LH (2013) Review of anchorage systems for externally bonded FRP laminates. *Int J Concr Struct Mater* 7(1):17–33. <https://doi.org/10.1007/s40069-013-0029-0>
24. Khoso AR, Akhund MA, Meghwar SL, Hussain F (2018) Effect of multiple layers of carbon fiber reinforced polymer on flexural strength of reinforced concrete. 1–11. <https://doi.org/10.20944/preprints201807.0368.v1>
25. American Concrete Institute and ACI Committee 440: *Guide for the design and construction of externally bonded FRP systems for strengthening concrete structures* (2017). American Concrete Institute
26. Orton SL, Jirsa JO, Bayrak O (2008) Design considerations of carbon fiber anchors. *J Compos Constr* 12(6):608–616. [https://doi.org/10.1061/\(asce\)1090-0268\(2008\)12:6\(608\)](https://doi.org/10.1061/(asce)1090-0268(2008)12:6(608))
27. del Rey Castillo E, Dizhur D, Griffith M, Ingham J (2019) Strengthening RC structures using FRP spike anchors in combination with EBR systems. *Compos Struct* 209:668–685. <https://doi.org/10.1016/j.compstruct.2018.10.093>
28. Mohamed HA (2018) Improvement in the ductility of over-reinforced NSC and HSC beams by confining the compression zone. *Structures* 16:129–136. <https://doi.org/10.1016/j.istruc.2018.09.005>
29. Lee J, Lopez MM (2016) Characterization of FRP Uwrap anchors for externally bonded FRP-reinforced concrete elements: an experimental study. *J Compos Constr* 20(4). [https://doi.org/10.1061/\(asce\)cc.1943-5614.0000642](https://doi.org/10.1061/(asce)cc.1943-5614.0000642)

30. Kim YJ, Bhiri M (2020) Grid U-wrap anchorage for reinforced concrete beams strengthened with carbon fiber-reinforced polymer sheets. *ACI Struct J* 117(1):3–16. <https://doi.org/10.14359/51716772>
31. Huang L, Zhang C, Yan L, Kasal B (2018) Flexural behavior of U-shape FRP profile-RC composite beams with inner GFRP tube confinement at concrete compression zone. *Compos Struct* 184:674–687. <https://doi.org/10.1016/j.compstruct.2017.10.029>
32. Ali AM, Tarkhan MA (2015) Experimental investigation of confining the compression zone in over-reinforced beams. *Int J Eng Sci Res Technol* 4(11):611–617
33. Cortez Flores IA, Fernández Gómez J, Villanueva Llauro P (2019) Influence of multiple anchor arrangement in the behaviour of FRP-to-concrete anchored joints. *Compos Struct* 230:111528. <https://doi.org/10.1016/j.compstruct.2019.111528>
34. Singh A, del Rey Castillo E, Ingham J (2019) FRP-to-FRP bond characterization and force-based bond length model. *Compos Struct* 210:724–734. <https://doi.org/10.1016/j.compstruct.2018.12.005>
35. Del Rey Enrique C, Michael G, Jason I (2016) Fibre rupture tensile capacity of FRP straight anchors
36. Aules W, Saeed YM, Rad FN (2020) A novel anchorage system for strengthening slender RC columns with externally bonded CFRP composite sheets. *Constr Build Mater* 245:118423. <https://doi.org/10.1016/j.conbuildmat.2020.118423>
37. Zhang HW, Smith ST, Kim SJ (2012) Optimisation of carbon and glass FRP anchor design. *Constr Build Mater* 32:1–12. <https://doi.org/10.1016/j.conbuildmat.2010.11.100>
38. del Rey Castillo E, Dizhur D, Griffith M, Ingham J (2019) Experimental testing and design model for bent FRP anchors exhibiting fiber rupture failure mode. *Compos Struct* 210:618–627. <https://doi.org/10.1016/j.compstruct.2018.11.091>
39. Sun W, Liu S, Zhang C (2020) An effective improvement for enhancing the strength and feasibility of FRP spike anchors. *Compos Struct* 247:112449. <https://doi.org/10.1016/j.compstruct.2020.112449>
40. Saeed YM, Aules WA, Rad FN, Raad AM (2020) Tensile behavior of FRP anchors made from CFRP ropes epoxy-bonded to uncracked concrete for flexural strengthening of RC columns. *Case Stud Constr Mater* 13:e00435. <https://doi.org/10.1016/j.cscm.2020.e00435>

A Proposed Method of FRP Anchorage for FRP Confined Over-Reinforced Concrete Beam

ORIGINALITY REPORT

8%

SIMILARITY INDEX

4%

INTERNET SOURCES

7%

PUBLICATIONS

2%

STUDENT PAPERS

PRIMARY SOURCES

1	Submitted to University of Adelaide Student Paper	2%
2	ascelibrary.org Internet Source	1%
3	lib.buet.ac.bd:8080 Internet Source	1%
4	Wensu Chen, Thong M. Pham, Henry Sichembe, Li Chen, Hong Hao. "Experimental study of flexural behaviour of RC beams strengthened by longitudinal and U-shaped basalt FRP sheet", Composites Part B: Engineering, 2017 Publication	1%
5	Sarah L. Orton, James O. Jirsa, Oguzhan Bayrak. "Design Considerations of Carbon Fiber Anchors", Journal of Composites for Construction, 2008 Publication	1%
6	Omar Chaallal, Mohsen Shahawy, Munzer Hassan. "CFRP Repair and Strengthening of Structurally Deficient Piles: Design Issues and Field Application", Journal of Composites for Construction, 2006 Publication	1%
7	www.ibracon.org.br Internet Source	1%
8	purehost.bath.ac.uk Internet Source	1%

Exclude quotes On

Exclude bibliography On

Exclude matches Off

A Proposed Method of FRP Anchorage for FRP Confined Over-Reinforced Concrete Beam

GRADEMARK REPORT

FINAL GRADE

/0

GENERAL COMMENTS

Instructor

PAGE 1

PAGE 2

PAGE 3

PAGE 4

PAGE 5

PAGE 6

PAGE 7

PAGE 8
