

Mathematical Model Of Biological Oxygen Demand In Facultative Wastewater Stabilization Pond Based On Two-Dimensional Advection- Dispersion Model

by Dwi P Sasongko

Submission date: 06-Oct-2022 03:02PM (UTC+0700)

Submission ID: 1918091113

File name: thematical_Model_of_Biological_Oxygen_Demand_in_Facultative.pdf (799.87K)

Word count: 1836

Character count: 9826

Mathematical Model of Biological Oxygen Demand in Facultative Wastewater Stabilization Pond Based on Two-Dimensional Advection-Dispersion Model

Sunarsih¹, Dwi P. Sasongko², Sutrisno¹

¹Mathematics Department, Faculty of Science and Mathematics, Diponegoro University, Semarang 50275, Indonesia

²Physics Department, Faculty of Science and Mathematics Diponegoro University, Semarang 50275 Indonesia

ABSTRACT: In this paper, we use the two dimensional advection-dispersion model for biological oxygen demand (BOD) assessment in facultative wastewater stabilization pond. This two dimensional model refers to the width and the length of the pond. We solve the model numerically by using finite difference method. We validate the model in Sewon, Yogyakarta, Indonesia facultative wastewater stabilization pond. Based on the error of the model and the sampling data, the model gives the good result in the assessment.

Keywords: Two dimensional advection-dispersion model, biological oxygen demand, Facultative wastewater stabilization pond, finite difference method.

I. INTRODUCTION

Quality of Groundwater and water in the river could be decreased that can be caused by direct disposal of wastewater. Wastewater treatment process is an important thing to decrease the pollutant concentration in the wastewater before it is disposed to the river or ground. Wastewater contains several parameters which are physic, chemist and biologic that can influence the oxygen dissolved in the water [1]. To reduce the pollutant concentration in the wastewater, some efforts can be applied such as using biological process that can be conducted to decrease the concentration of the organic material by relying in natural process that utilizes the existence of bacteria and algae contained in the wastewater [1,2,3,4]. This process can be done by collecting the wastewater in Wastewater Treatment Process Installation (WWTP). A WWTP contains a wastewater stabilization ponds for wastewater treatment and assessment.

A mathematical model can be used to approach the dynamic of the water flow such as flood prediction [5,6] or the dynamic of the pollutant concentration in the water such as groundwater assessment [7] and wastewater assessment by modeling the evolution of the pollutant concentration using some dynamic equation or methods such as Navier-stokes equation [8], multivariate chemometric techniques [9], dynamic equation of the organic matter [10], hydraulic-geometric dynamic equation [11] and dynamic model of stabilization pond [12]. Another mathematical equation that can be used for pollutant transport representation is advection-dispersion model. This model is adopting the advection-dispersion process to approach the evolution of the pollutant transport. The solution of this model can be determined numerically by using finite difference method [13] where the simulation of the model can be done numerically by using MATLAB [14].

In this paper, we approaching the evolution of the pollutant concentration in the domestic wastewater facultative stabilization pond by using two dimensional advection-dispersion dynamic equation. The pollutant concentration will be represented by the biological oxygen demand (BOD). The two-dimensional in the model refers to the surface of the pond i.e. the width and the length of the pond. This pollutant concentration evolution analysis can be used for pollutant assessment.

II. RESEARCH METHODOLOGY

The two dimensional advection-dispersion model that we used to assess the BOD concentration will be validated using data sample in domestic wastewater facultative stabilization pond II at Wastewater Treatment Process Installation (Instalasi Pengolahan Air Limbah/IPAL) Sewon, Bantul, Yogyakarta, Indonesia. This WWTP has 4 facultative ponds and they use biological process in the wastewater treatment in the facultative ponds. The map of IPAL Sewon can be seen in Fig. 1.

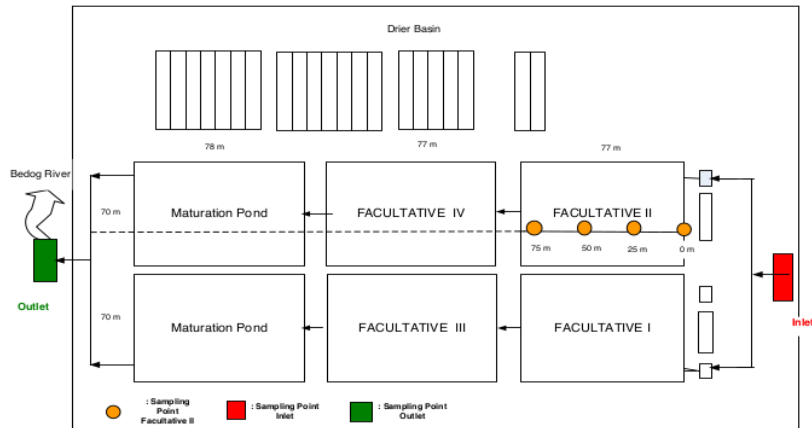


Fig. 1. Map of IPAL Sewon [1]

The dimension of the facultative pond Iiis $(77 \times 70 \times 4) \text{ m}^3$. We construct a grid or mesh points of the pond for data sampling of the distribution of the BOD concentration. The grid of sampling point is given by Fig. 2.

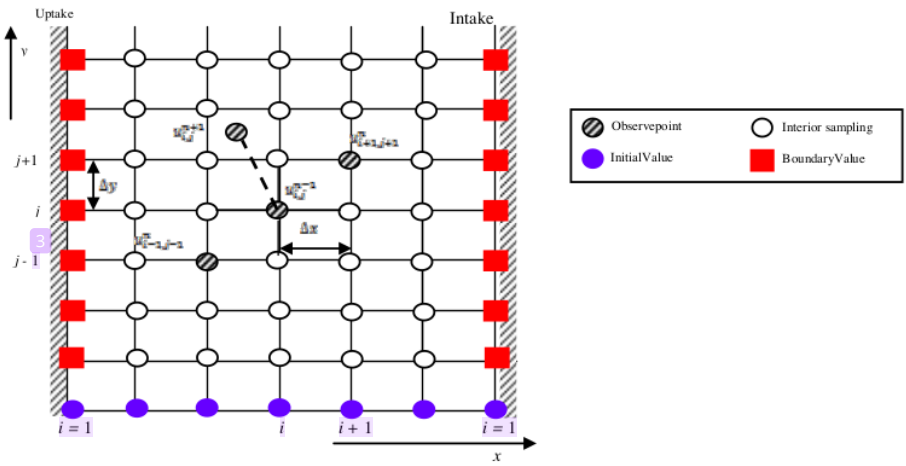


Figure2. Grid of Sampling Point

The sample at each point is taken at the surface. The two dimensional in the model refers to the width (x-direction) and the length (y-direction) of the pond and assumes that the distribution of the BOD in the z-direction (depth) equals the surface.

III. MATHEMATICAL MODEL

Let L denotes the length of the pond and W denotes the width of the pond. Following the advection-dispersion process of the BOD in the pond illustrated by Figure 3, the mathematical model of the BOD concentration is written as follows

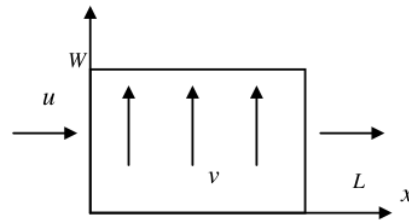


Fig. 3. The surface of the pond

$$\frac{\partial C}{\partial t} + u \frac{\partial C}{\partial x} + v \frac{\partial C}{\partial y} = D_{mx} \frac{\partial^2 C}{\partial x^2} + D_{my} \frac{\partial^2 C}{\partial y^2} \quad \dots (1)$$

where u is the velocity of the flow in the x -direction (LT^{-1}), v is the velocity of the flow in the y -direction (LT^{-1}) D_{mx} is dispersion constant in the x -direction (L^2T^{-1}), D_{my} is the dispersion constant in the y -direction (L^2T^{-1}) and C is the concentration of the BOD (ML^{-3}). To solve the model numerically, we use the finite difference method by substituting approximations

$$\frac{\partial C}{\partial t} = \frac{C_{i,j}^{n+1} - C_{i,j}^n}{\Delta t}, \frac{\partial C}{\partial x} = \frac{C_{i+1,j}^{n+1} - C_{i-1,j}^n}{2\Delta x}, \frac{\partial C}{\partial y} = \frac{C_{i,j+1}^{n+1} - C_{i,j-1}^n}{2\Delta y}, \frac{\partial^2 C}{\partial x^2} = \frac{C_{i+1,j}^n - 2C_{i,j}^n + C_{i-1,j}^n}{(\Delta x)^2}, \text{ and } \frac{\partial^2 C}{\partial y^2} = \frac{C_{i,j+1}^n - 2C_{i,j}^n + C_{i,j-1}^n}{(\Delta y)^2}$$

into the model i.e.

$$\frac{C_{i,j}^{n+1} - C_{i,j}^n}{\Delta t} + u \left[\frac{C_{i+1,j}^{n+1} - C_{i-1,j}^n}{2\Delta x} \right] + v \left[\frac{C_{i,j+1}^{n+1} - C_{i,j-1}^n}{2\Delta y} \right] = D_{mx} \left[\frac{C_{i+1,j}^n - 2C_{i,j}^n + C_{i-1,j}^n}{(\Delta x)^2} \right] + D_{my} \left[\frac{C_{i,j+1}^n - 2C_{i,j}^n + C_{i,j-1}^n}{(\Delta y)^2} \right] \dots (2)$$

hence we have the following solution

$$\frac{C_{i,j}^{n+1}}{\Delta t} = \left(-\frac{2D_{mx}}{(\Delta x)^2} - \frac{2D_{my}}{(\Delta y)^2} + \frac{1}{\Delta t} \right) C_{i,j}^n + \frac{D_{mx}}{(\Delta x)^2} C_{i+1,j}^n + \frac{D_{mx}}{(\Delta x)^2} C_{i-1,j}^n + \frac{D_{my}}{(\Delta y)^2} C_{i,j+1}^n + \frac{D_{my}}{(\Delta y)^2} C_{i,j-1}^n - \frac{u}{2\Delta x} C_{i+1,j}^n + \frac{u}{2\Delta x} C_{i-1,j}^n - \frac{v}{2\Delta y} C_{i,j+1}^n + \frac{v}{2\Delta y} C_{i,j-1}^n \dots (3)$$

where Δt , Δx , and Δy are the step size for time t , x and y respectively. The initial value of the model is obtained by data sampling given by **Table 1**.

Table 1. Initial Value of BOD concentration (mg/L) (Based on Sampling Point)

| | | | | | | | | |
|------------|------|---------|-------|-------|-------|-------|-------|-------|
| y (m) | 70 | 98.20 | 81.32 | 88.54 | 67.58 | 55.32 | 56.84 | 49.52 |
| | 57.5 | 93.72 | | | | | | 67.20 |
| | 46 | 64.20 | | 51.32 | 49.52 | | | 55.54 |
| | 34.5 | 63.22 | | 48.32 | 82.30 | 56.42 | | 48.32 |
| | 23 | 58.54 | | | 67.32 | | | 52.22 |
| | 11.5 | 71.32 | | | | | | 41.89 |
| | 0 | 42.59 | | | | | | 42.32 |
| | | 0 | 12.5 | 25 | 37.5 | 50 | 62.5 | 77 |
| | | x (m) | | | | | | |

We do the five degrees polynomial curve fitting to determine the initial value of each point on the grid. The obtained polynomial is

$$f_1(x, y) = 39.2 + 2.177x + 3.524y + 0.1835x^2 - 0.323xy - 0.07977y^2 - 0.01245x^3 + 0.01188x^2y + 0.003769xy^2 - 0.002805y^3 + 0.0002236x^4 - 0.0001442x^3y - 5x^2y^2 - 3.96e - 5xy^3 + 0.00010094y^4 - 1.268e-06x^5 + 4.265e-07x^4y + 9.697e - 07x^3y^2 - 3.789e - 07x^2y^3 + 4.019e - 07xy^4 - 8.66e - 07y^5$$

illustrated by **Figure 5**.

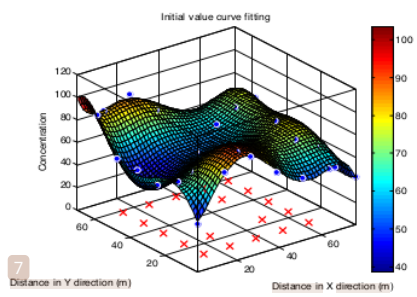


Figure 5. Initial value curve fitting

IV. RESULT AND DISCUSSION

We solve the model numerically with $\Delta x = 0.077$, $\Delta y = 0.07$, $\Delta t = 1$, $u = 2 \cdot 10^{-4}$, $v = 2 \cdot 10^{-4}$, $D_{max} = 10^{-5}$ and $D_{my} = 10^{-5}$. The BOD concentration at time $t=9$ and time $t=17$ are shown by **Figure 6**. The initial value given by Figure 5 is used to solve the model. We simulate the model in Windows 8 AMD A6 2.7GHz of processor and 2GB of Memory by using software MATLAB®.

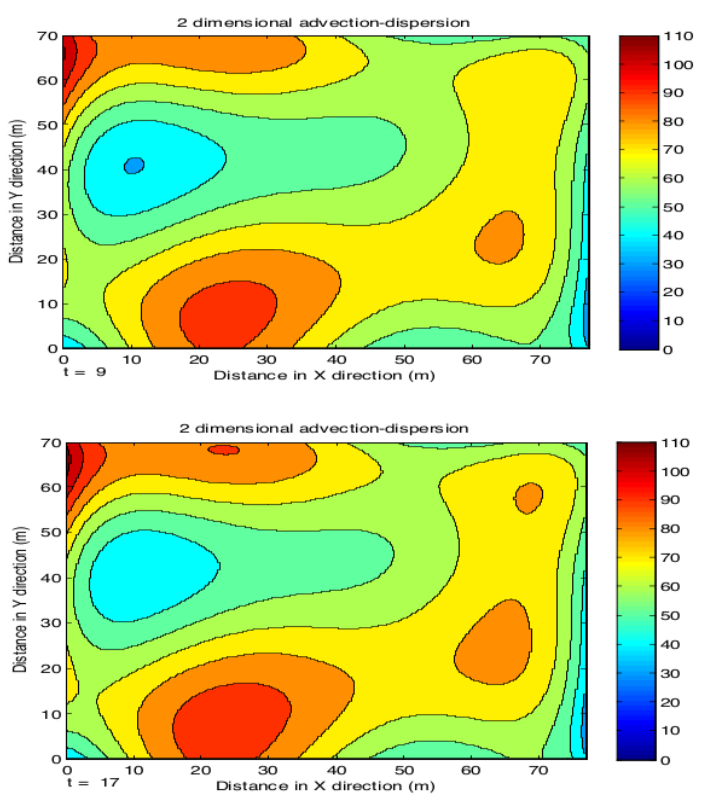


Figure 6. The Distribution of BOD concentration along the stabilization pond

Figure 6 shows the distribution of the BOD concentration at the surface of the pond. The distribution of the BOD concentration is derived by advection-dispersion phenomenon. The advection process generates the BOD concentration from one point to another point based on the advection constant. The dispersion process generates the BOD mass flux and gradient of the BOD concentration along time domain based on the dispersion constant.

V. CONCLUSION AND FUTURE WORK

In this paper, two dimensional advection-dispersion model was used to approach the distribution of the BOD concentration in a wastewater facultative stabilization pond. The model was validated using data sample in WWTP Sewon, Yogyakarta, Indonesia. This model can be used to assess the concentration of the BOD in the stabilization pond. In the future work, we will develop the assessment by using three-dimensional advection-dispersion model by generating 3D mesh points including depth of the pond. In the other work, will develop the method to optimize the biological process in the wastewater stabilization pond.

ACKNOWLEDGEMENTS

Thanks to the Leaders and staff WWTP Sewon, Public Works Department, Housing and ESDM Local Government Yogyakarta who have given permission for the research and data collection at WWTP Sewon. Thanks for fund supporting from Ministry of Research, Technology and Higher Education through grant fundamental.

REFERENCES

- [1] Sunarshih, Purwanto, WahyuSetia Budi. Mathematical Modeling Regime Steady State for Domestic Wastewater Treatment Facultative Stabilization Ponds" *Journal of Urban and Environmental Engineering (JUEE)*, V.7, n.2, 2013. pp. 293 -301, 2013.
- [2] Moreno-Grau S., Garcia-Sanchez A., Moreno-Clavel J., Serrano-Aniorte J. Moreno-Grau, M.D. A mathematical model for waste water stabilization ponds with macrophytes and microphytes". *Journal Ecological Modelling* 91, 1996 pp 77-103.
- [3] Kayombo, S., Mbwette, T. S. A., Mayo, A.W., Katima, J. H. Y., & Jorgensen, S. E. Diurnal Cycles of Variation Physical-Chemical Parameters in Waste Stabilization Ponds". *Ecological Engineering*, 18 2002, 287-291.
- [4] BeranB. and K. Kargi. A dynamic mathematical model for waste water stabilization ponds. *Ecological Modelling* 18, 2005 pp39-57.
- [5] T.W. Gallien, B.F. Sanders, R.E. Flick, Urban coastal flood prediction: Integrating wave overtopping, flood defenses and drainage, *Journal of Coastal Engineering* 91, 2014, pp.18-28.
- [6] PierfrancoCostabile, Francesco Macchione, Enhancing river model set-up for 2-D dynamic flood modelling, *Journal of Environmental Modelling & Software* 67, 2015, pp.89-107.
- [7] Hans JørgenHenriksen, et.al., Assessment of exploitable groundwater resourcesof Denmark by use of ensemble resource indicatorsand a numerical groundwater-surface water model, *Journal of Hydrology* 348, 2008, pp.224-240.
- [8] Leena Sah, et.al., 3D model for a secondary facultative pond, *Journal of Ecological Modelling* 222, 2011, pp.1592-1603.
- [9] R. Bouza-Deano, J.J. Salas-Rodríguez, Distribution and spatial variability of sludges in a wastewater stabilization pond system without desludging for a long period of time, *Journal of Ecological Engineering* 50, 2013, pp.5-12.
- [10] María P. Ochoa, Vanina Estrada, Patricia M. Hoch, Optimal Control Strategies for Wastewater Stabilization Ponds, *Proceedings of the 24 the European Symposium on Computer Aided Process Engineering – ESCAPE 24*, June 15-18, 2014, Budapest, Hungary.
- [11] Chapra, S.C. *Surface Water Quality Modeling*, (McGraw-Hill, New York, 1997).
- [12] Dochain D, S. Gregoire, A. Pauss, M. Schaeffer. Dynamical modelling of a waste stabilization pond. *Bioprocess BiosystEng* 26, 2003: pp. 19-26.
- [13] M. Thongmoon, R. McKibbin and S. Tangmanee, Numerical Solution of a 3-D Advection-Dispersion Model for Pollutant Transport, *Thai Journal of Mathematics* 5, 1, 2007, pp.91-108.
- [14] Won Young Yang, Wenwu Cao, Tae-Say Chung, John Marris. *Applied Numerical Methods Using Matlab*. Wiley-Interscience. (A. John Wiley & Sons. Inc. Publication, 2005).

Mathematical Model Of Biological Oxygen Demand In Facultative Wastewater Stabilization Pond Based On Two-Dimensional Advection-Dispersion Model

ORIGINALITY REPORT

10%

SIMILARITY INDEX

5%

INTERNET SOURCES

5%

PUBLICATIONS

3%

STUDENT PAPERS

PRIMARY SOURCES

| | | |
|---|--|----|
| 1 | <p>Khaled Nasser. "Steganography: Applying and Evaluating Two Algorithms for Embedding Audio Data in an Image", International Journal of Advanced Computer Science and Applications, 2015</p> <p>Publication</p> | 2% |
| 2 | <p>sportdocbox.com</p> <p>Internet Source</p> | 2% |
| 3 | <p>ia802908.us.archive.org</p> <p>Internet Source</p> | 1% |
| 4 | <p>Submitted to American Museum of Natural History</p> <p>Student Paper</p> | 1% |
| 5 | <p>vdocuments.site</p> <p>Internet Source</p> | 1% |
| 6 | <p>Sutrisno, , Widowati, and Solikhin. "Optimal Strategy for Integrated Dynamic Inventory Control and Supplier Selection in Unknown</p> | 1% |

Environment via Stochastic Dynamic Programming", Journal of Physics Conference Series, 2016.

Publication

7 J.A McGovern, S Harte. "An exergy method for compressor performance analysis", International Journal of Refrigeration, 1995

Publication

8 Deddy Chrismianto, Ahmad Fauzan Zakki, Berlian Arswendo, Dong Joon Kim. "Development of cubic Bezier curve and curve-plane intersection method for parametric submarine hull form design to optimize hull resistance using CFD", Journal of Marine Science and Application, 2015

Publication

9 J.M. Sadler, J.L. Goodall, M.M. Morsy, K. Spencer. "Modeling urban coastal flood severity from crowd-sourced flood reports using Poisson regression and Random Forest", Journal of Hydrology, 2018

Publication

10 www.w-program.nu

Internet Source

Exclude bibliography On

Mathematical Model Of Biological Oxygen Demand In Facultative Wastewater Stabilization Pond Based On Two- Dimensional Advection-Dispersion Model

GRADEMARK REPORT

FINAL GRADE

/0

GENERAL COMMENTS

Instructor

PAGE 1

PAGE 2

PAGE 3

PAGE 4

PAGE 5
