

A Prototype Decision Support System for Sustainability Performance Measurement in Furniture Industry

by Sri Hartini

Submission date: 17-Feb-2023 02:27PM (UTC+0700)

Submission ID: 2016387798

File name: ACISE_2019_6.docx (462.6K)

Word count: 1925

Character count: 11507

A Prototype Decision Support System for Sustainability Performance Measurement in Furniture Industry

Sriyanto^{1, a)}, Darminto Pujotomo^{1, b)} and Sri Hartini^{1, c)}

¹Department of Industrial Engineering, Diponegoro University, Semarang, Indonesia

^{a)}sriyanto.st.mt@gmail.com, ^{b)}darminto_pujotomo@yahoo.com,

^{c)}ninikhidayat@yahoo.com

Abstract. In measuring sustainability performance of a manufacturing system, a manager needs a practical tool to assess relevant sustainability indicators. This research aims to develop a decision support system (DSS) to measure, evaluate and improve the existing manufacturing operations toward sustainability goals. The DSS incorporates a manufacturing sustainability model that measures current manufacturing performance in Triple Bottom Line aspects comprehensively. The system provides a single index with workable indicators encompassed economic, environmental, and social dimensions. These indicators generated specifically for furniture industry in Indonesia. The DSS prototype, called EvaSus, designed as an interactive tool that helps manager to get comprehensive evaluation of the manufacturing sustainability, thus providing a way to improve the business processes.

1. Introduction

The furniture industry uses abundant natural resources in their manufacturing process, without strict control and regulation this can have an impact on environmental damage and sustainability. A new concept known as sustainable manufacturing had introduced in this industry, the production of goods in such a way that utilizes minimum natural resources and produces cleaner and environment-friendly products at an affordable cost. The implementation of this concept, need a continuous assessment to maintain the sustainability performance of a manufacturing organization periodically.

Sustainability includes environmental, economic, and social dimensions, the Triple Bottom Line. Hence, the assessment of sustainability must measure those indicators in a holistic approach [1]. Although manual calculation of sustainability performance is feasible, the process consumes time and usually mistake prone. The manager needs an easy and practical tool to assess relevant sustainability indicators aided by a computerised system. This system will assists the managers to measure, evaluate and improve the existing manufacturing operations toward sustainability goals by focusing on crucial indicators of sustainability aspects.

Performance assessment is important part for decision maker to review sustainability process. This process is needed to ensure the sustainability process and help decision makers to improve their operation in operational, tactical as well as strategic level[2]. Some researchers have developed several tools with various of models involved to measure the sustainability performance in the strategic level or corporate[3] but their lack proper model in measuring the sustainability at the operational level.

Hartini et al[4] has introduced a sustainable model for the shop floor that portrays the manufacturing process performance in a single score, called manufacturing sustainability index (MSI). MSI could be embed in a such system, that easy to operate and interactively help the manager to get

comprehensive pictures of the manufacturing sustainability, thus providing a way to improve the business processes.

A kind of system that able to support the manager during their decision-making process is decision support system (DSS). A DSS can use internal information available in databases and it can use external information from such sources as experts. The main function of DSS is to save various data and to assess current performance of the system sustainability. Here, the research question is how to build an appropriate DSS that embed MSI model for performance assessment of sustainability at operational level.

2. Model and Method

2.1. Manufacturing sustainability indicators

Recently, many research has been done on the evaluation of sustainability performance. In 2003, a multi-criterion framework was presented by Munda[5] for assessing sustainability. In 2004, an initiative was taken by Pope et al.[6] to achieve triple bottom line by an integrated assessment process laying emphasis on minimizing unsustainability. Lee and Huang[7] presented the idea of sustainability index in Taipei. Another research have continued and applied this concept in broader scope from the company until the supply chain in constructing their performance assessment model.

The first step in development of performance assessment model is determining indicators and formulating indicators judgment. Hartini et al[8] has been formulated sustainability indicator specifically for furniture industry. This indicator is grouped in three aspect, namely economics, environmental and social which is combined to form manufacturing sustainability index. The economic aspect use four indicators, that are efficiency of time, cost, inventory and quality. The environment aspect include three indicators, material consumption, energy consumption and recycling of waste. The social aspect consists of employee's satisfaction rate, healthy rate, safety rate and training efficiency. These indicators can be structured hierarchically as seen in Figure 1.

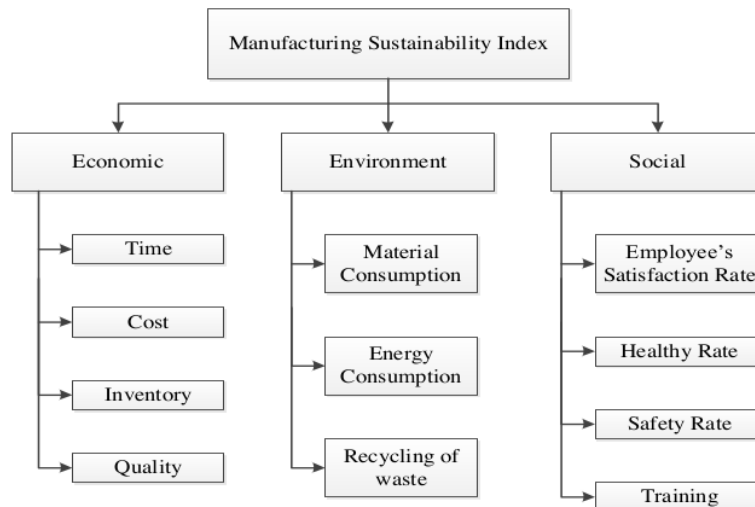


Figure 1. Hierarchy of indicators for manufacturing sustainability index

2.2. Performance parameter.

Score of indicator is determined by using the concept of efficiency, that is the comparison between the use of the sources with added value towards the total use. The common formula of efficiency used

is ratio between the use of resource and total resource. Every indicator have several parameter taken into account in determining the performance score. List of required parameters shown in Table 1.

Table 1. Performance parameter for sustainability

No	Indicators	Performance parameter
1	Time efficiency	Value added time Non-value added time Total time
2	Cost efficiency	Value added cost Non-value added cost Total cost
3	Inventory efficiency	Number of inventory Total material
4	Quality efficiency	Number of defect Total material
5	Material efficiency	Value added material Non-value added material Total material used
6	Energy efficiency	Value added energy Non-value added energy Total energy
7	Efficiency of waste recycling	Total waste Number of waste to landfill
8	Satisfaction efficiency	Number of employee turnover Number of employee
9	Health efficiency	Number of employee absent Number of employee
10	Safety efficiency	Number of activity with risk Number of activity
11	Efficiency of employee training	Number of employee training Number of employee

Manufacturing sustainability index is approached by adding all weighted economy index, environment and social as shown in Table 2.

Table 2. Manufacturing Sustainability Index

No	Dimension	Input	Formula
1	Economic index (Ec_I)	w_i : weight of indicator i E_i : score of economic indicator i	$Ec_I = \sum_{i=1}^{n=4} w_i \cdot E_i$
2	Environment index (En_I)	w_i : weight of environment indicator i E_i : score of environment indicator i	$En_I = \sum_{i=5}^{n=7} w_i \cdot E_i$
3	Social index (S_I)	w_i : weight of social indicator i E_i : score of social indicator i	$S_I = \sum_{i=10}^{n=13} w_i \cdot E_i$
4	Manufacturing Sustainability Index (MSI)	α : weight of economic dimension β : weight of environment dimension γ : weight of social dimension S_I : social index	$MSI = (\alpha \cdot Ec_I + \beta \cdot En_I + \gamma \cdot S_I)$

2.3. Decision support system

A decision support system (DSS) is an information system that process data into useful information to support decision-making activities. The main role of DSSs serve person in strategic, tactical, and operational levels of an organization and help to make decisions in not well structured situation. Brunner and Starkl[9] stated the importance of a decision aid system in estimating sustainability. DSS not only database driven, but also model driven thus some models must be embedded. This research focus in developing a prototype DSS that using MSI model to measure the sustainability performance in furniture industry. The prototype generated uses a rapid application development tool that provides speed and flexibility in accommodating user requirement for ease of use. By using user-centred development, tremendously decrease user learning time in using the DSS.

3. Result and Discussion

The prototyping process use Delphi Community Edition to rapidly develop initial user interface. Users involved in the prototyping are managers from several furniture company located in Jepara, Middle Java, Indonesia. This process use throwaway prototyping which first gaining initial requirement and interface expectation from the manager iteratively. After gaining initial prototype, formal analysis conducted base on identified requirements. The DSS prototype named EvaSus that mean Evaluation of Sustainability.

The result of prototyping process are a database performance, some user interfaces including input and output, and application that embed the MSI model. The database store every input relating to the performance indicators such as weight, measurement and performance score. This database managed by MySQL, a database management system, which easy to modified to accomodate further requirement. The user interface consists of interface for input indicators that show achievement and standard to be analyzed. The weight of indicators also inputted by manager based on expertise. Outputs are results from data transformation showing the performace score of every aspect. The DSS facilitate communication between user and the application in several interfaces.

Here some explanations of the interface created in EvaSus prototype. First, there is the main form of EvaSus that facilitates accessing five primary function that is as follows Weighting, Measurement, Performance, MSI Index and Report. It is designed to make easy in completing assessment process by just pressing the appropriate button. The proposed design can be seen in Figure 2.



Figure 2. Interface EvaSus DSS Prototype

Subsequent detail interfaces of EvasSus function can be depicted as follows. Figure 3, the weighting interface, an interface to input the weight of three bottom line indicators. This interface can accommodate changing preference of decision makers. Figure 4, the measurement interface, it is the base function of EvaSus. Its record raw data about the shopfloor activity. Input is saved in particular period in accordance with the manufacturing system, e.g. monthly or quarterly. These two interfaces shown in following figures:

Category	Indicator	Weight
Economic	Time	0.16
	Cost	0.24
	Inventory	0.28
	Quality	0.32
Environment	Material Consumption	0.33
	Energy Consumption	0.33
	Recycling of Waste	0.33
Social	Satisfaction Rate	0.08
	Healthy Rate	0.27
	Safety Rate	0.15
	Training	0.50

Figure 3. Weighting for the three bottom line indicators

Activity	Time	Cost	Material	Energy
Value Added				
Non Value Added				
Number of Inventory		Waste to Landfill		
Number of Defect		Total Waste		
Total Material				
Employee Turnover		Activity with Risk		
Employee Absent		Number of Activity		
Employee Training				
Number of Employee				

Figure 4. Input interface for measurement process

Next are the performance interface and MSI Index interface. Performance interface shows the performance score computed by MSI formulas, while MSI Index interface states the Manufacturing Sustainability Index of the system for the current period. Both are shown in Figure 5 and Figure 6. And the last is Report interface that shows report of all data and performance recorded.

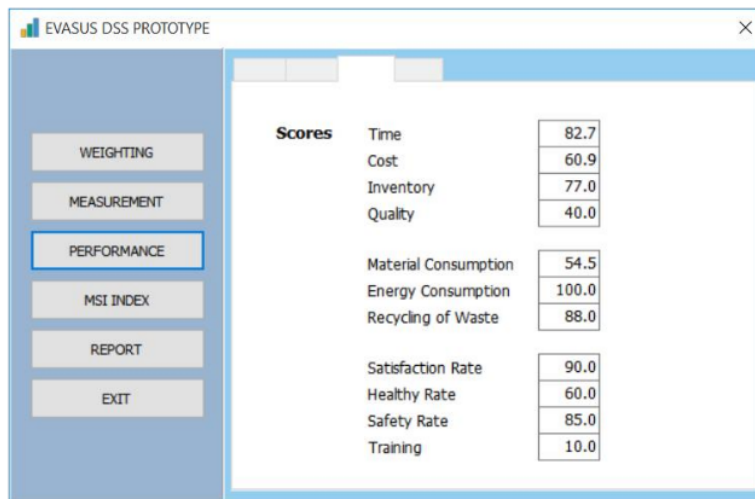


Figure 5. Performance scores

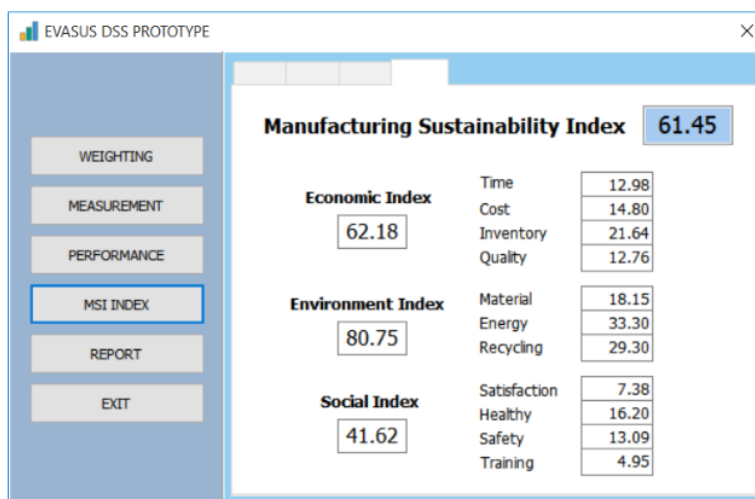


Figure 6. The Manufacturing Sustainability Index

4. Conclusion

We have designed a DSS prototype for performance assessment of manufacturing system in furniture industry. The designed DSS has included period to facilitate decision maker in evaluating performance periodically. Sustainability model used in designed DSS that provides single index representing the manufacturing sustainability performance. This capability is a manifestation of evaluation phase in the performance assessment. Performance assessment is a key achieving sustainability goals. Computer aided tool in performance assessment can provide a support to make decisions effectively. Decision makers can view overall factors and may browse indicators that have contributed against increasing or decreasing performances. The prototype built with a rapid application development tool that incorporates user intensively results in minimum training needs.

References

- [1] Vinodh S, Jayakrishna K, Kumar V and Dutta R **2013** Development of decision support system fo sustainability evaluation: a case study *Clean Technologies and Environmental Policy* **16(1)**
- [2] Gunasekaran A, Patel C and Tirtiroglu E **2011** Performance measures and metrics in a supply chain environment *International Journal of Operations & Production Management* 21(1/2) 71–87
- [3] Hadiguna R A **2013** Decision support system of performance assesment for sustainable supply chain management *International Journal of Green Computing* **4(2)** 24-37.
- [4] Hartini S, Ciptomulyono U and Anityasari M **2017** Extended value stream mapping to enhance sustainability: a literature review. In 3rd International Materials, Industrial and Manufacturing Engineering Conference (MIMEC2017). AIP Publishing.
- [5] Munda G **2003** *Measuring sustainability: a multi criterion framework*. Environ Dev Sustain **7** 117–134
- [6] Pope J, Annandale D and Saundersb AM **2004** Conceptualizing sustainability assessment. *Environ Impact Assess Rev* **24** 595–616
- [7] Lee YJ and Huang CM **2007** Sustainability index for Taipei *Environ Impact Assess Rev* **27(6)** 505–521
- [8] Hartini S, Ciptomulyono U, Anityasari M, Sriyanto, Pujotomo D **2018** Sustainable-value stream mapping to evaluate sustainability performance: case study in an Indonesian furniture company. MATEC Web of Conferences **154** 01055
- [9] Brunner N and Starkl M **2004** Decision aid systems for evaluating sustainability: a critical survey *Environ Impact Assess Rev* **24** 441–469

A Prototype Decision Support System for Sustainability Performance Measurement in Furniture Industry

ORIGINALITY REPORT

27%
SIMILARITY INDEX

20%
INTERNET SOURCES

24%
PUBLICATIONS

15%
STUDENT PAPERS

PRIMARY SOURCES

1 repo.unand.ac.id **14%**
Internet Source

2 Submitted to Universitas Diponegoro **7%**
Student Paper

3 link.springer.com **5%**
Internet Source

4 S Hartini, P A Wicaksono, A M D Rizal, M Hamdi. "Integration lean manufacturing and 6R to reduce wood waste in furniture company toward circular economy", IOP Conference Series: Materials Science and Engineering, 2021 **1%**
Publication

5 He Gao. "Study on Railway Transport Service Quality Evaluation", 2007 International Conference on Wireless Communications Networking and Mobile Computing, 09/2007 **<1%**
Publication

Exclude quotes Off

Exclude matches < 1 words

Exclude bibliography On

A Prototype Decision Support System for Sustainability Performance Measurement in Furniture Industry

GRADEMARK REPORT

FINAL GRADE

/0

GENERAL COMMENTS

Instructor

PAGE 1

PAGE 2

PAGE 3

PAGE 4

PAGE 5

PAGE 6

PAGE 7
