

Acute effects of crude oil for
three common mangrove
seedling in segara anakan
nature reserve (sanr) cilacap,
Indonesia

by Rudhi Pribadi

Submission date: 16-May-2023 07:33AM (UTC+0700)

Submission ID: 2094185306

File name: e3sconf_scifimas2018_04005.pdf (568.56K)

Word count: 3659

Character count: 19846

Acute effects of *crude oil* for three common mangrove seedling in segara anakan nature reserve (sanr) cilacap, Indonesia

Taufan Harisam^{1,4*}, Sugiyono²⁾, Rudhi Pribadi³⁾, Asrul Sari Siregar¹⁾, Sri Marnani¹⁾, Dewi Wisudyanti Budi Hastuti¹⁾, Norman Arie Prayogo^{1,4)}

18

¹Fisheries and Marine Science Faculty, Jenderal Soedirman University, Indonesia

²Biology Faculty, Jenderal Soedirman University, Indonesia

³Fisheries and Marine Science Faculty, Diponegoro University, Indonesia

⁴Centre for Maritime Bioscience Studies, Institute for Research and Community Service, Jenderal Soedirman University, Indonesia

25

Abstract. The growth of three mangrove species seedlings, *Bruguiera gymnorrhiza*, *Rhizophora apiculata* and *Ceriops decandra* in sediments contaminated by *crude oil*. This research was designed to evaluate the acute effects of *crude oil* on the growth and survival performance of mangrove seedling in 4-week field experiment. Three treatments (sub plot) were compared with the control (no oil added) using i.e. 100 ml, 120 ml and 140 ml *crude oil* applied once, in a split-plot design with nine replicates. The result showed the extent of survival has maximum for *B. gymnorrhiza* while it was minimum for *C. decandra*. The growth of mangrove seedlings was decrease with higher concentrations of *crude oil*. Stem height of *B. gymnorrhiza* seedling higher than *R. apiculata* and *C. decandra*. We observed, severe damage in the epidermis and the cortex at the root of all three types of mangrove seedlings when *crude oil* applied at 140 ml.

1 Introduction

The Segara Anakan Nature Reserve (SANR) is a mangrove fringed shallow coastal lagoon, and it is the largest still existing mangrove area in Java, Indonesia [29]. The SANR is located along the southern coast of Java, Cilacap district, Indonesia, surrounded by an area of mangrove swamps, tributaries, and intertidal lands. Such an ecosystem serves a unique and a productive marine nursery and abundant aquatic ecosystem because the influence of the Indian Ocean may enter lagoon troughs in the western and eastern passages (Fig.1). Consisting of a mangrove fringed lagoon, SANR and its surrounding environment in the Cilacap coastal area are considered a unique ecological feature in Java, Indonesia. As an ecosystem, mangroves are important for overall ecological function as well as the economies of populations living along the coast, where fisheries are a vital source of food and income [25].

Oil pollution poses a serious health risk to coastal ecosystems throughout the world. Many studies have investigated the effects of oil pollution on coastal marshes [15], [21] and mangroves [1], [7]. Crude oil is composed of up to 17,000 organic compounds, of which about 75% are hydrocarbons [11]. The light and medium compounds in oil remain at the surface and volatilize or degrade over time, while those with high molecular weight are deposited on sediments and retain toxic properties for years [22]. Despite their hydrophobic nature, polycyclic aromatic hydrocarbons (PAHs) can bio-concentrate and are toxic and mutagenic to organisms [7], [17].

Mangroves, which inhabit low wave energy, sheltered locations in intertidal zones of tropical and subtropical regions, are highly vulnerable to oil spills [17]. Oil can penetrate into soft sediments and coat aerial roots [11], [21], leading to oxygen deficiency, suffocation and growth irregularities in the short term and mortality in the long-term [31], [3]. Oil can persist in the mangrove environment under typical reduced conditions. Several studies have documented the effect of different types of crude oil on mangrove species under laboratory [27], [31] and field conditions [25][18].

Research on oil contamination have frequently concentrated on the mass mortality of plants after large-scale crude oil spills [11], [9]. Some studies focused on the effects of oil contamination on seedling establishment and growth under sub-lethal concentrations [21]. Responses of mangroves to oil treatment include reduction in foliage production and total plant biomass (Mille et al., 2006; Ke et al., 2011), reduction in the rate of

Corresponding author : taufan.ltd@gmail.com

photosynthesis and respiration [22], [18], increased mutation [3], development of anomalous growth forms [23], damage to root cell membranes [27], [13], impairment of transpiration [27], and increased mortality (Tam et al., 2005). In SANR area, oil pollution is one common pollution type that would cause a devastating impact on mangrove wetlands [24]. SANR are vulnerable to contamination *crude oil* as an international marine are traversed carrier tankers and *crude oil* refineries from domestic crude oil industry. There is no available information by nowadays in SANR regarding to the effects of *crude oil* exposure to mangrove system. Thus, our research aims to observe the possible effect of crude oil contamination on survival rate, growth and anatomical structure of mangrove roots of *Rhizophora apiculata*, *B. gymnorrhiza* and *C. decandra*. Sampling and preliminary treatment were carried out in September and October of 2017 in the SANR, Indonesia, and the analysis was conducted in the Fisheries and Marine Science Laboratory of Jenderal Soedirman University, Indonesia.

16

2. Materials and methods

2.1. Description of study area

The study conducted at Segara Anakan Nature Reserve (SANR) Cilacap, Central Java and lies within longitude 108°46'-109°03' and latitude 07°34'-07°47' (Figure 1). The climate of the area is basically that of equatorial tropical rainfall occurring almost through the year except the months of December, January and February, which are not completely free from rainfall in some years. The annual rainfall of the area is about 3,444 mm (11). Annual mean air temperature is 31.3 °C the highest monthly mean temperature was 29.7 °C (in August), and the lowest monthly mean temperature is 27.5 °C (in January). The surface seawater temperature values range between 25.9 °C and 30.6 °C, and the salinity of the seawater ranges between 8‰ and 20‰. The hydrology of the lagoon is governed by seasonally varying river runoff mainly of the Citanduy River in the west and tidal exchange with the Indian Ocean through two channels in the western (Plawangan) and eastern parts of the lagoon. The mixed and predominantly semidiurnal tide ranges between 0.4 m during neap tide and 1.9 m during spring tide [29]. The Citanduy is the fifth largest river of Java in terms of discharge which is estimated to 227 m³ s⁻¹ (dry season 171 m³ s⁻¹, rainy season 283 m³ s⁻¹; or 195 m³ s⁻¹ on an annual average [29]).

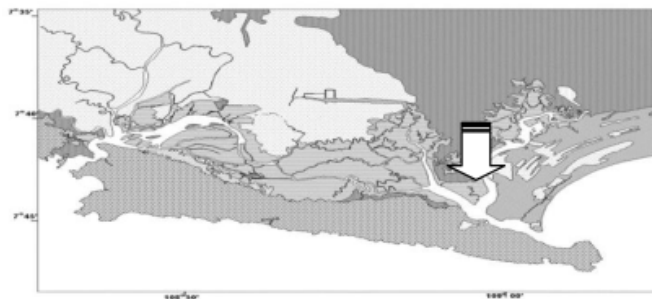


Fig 1. Location of sampling sites in the Segara Anakan Nature Reserve.

2.2. Nursery preparation and Seedling establishment

The sampling sites were established in a relatively undisturbed tidally inundated mangrove wetland Cilacap. Surface soil from the study area was collected (0 - 20 cm depth) during tidal recession. The sediment surface samples (5 kg) were weighed and potted in polyethylene bags (40 x 60 cm), leaving 10 cm at the upper end for irrigation of water. Each bag was labeled.

Propagules of *B. Gymnorrhiza*, *R. apiculata*, and *C. decandra* were planted in 17 cm diameter × 15 cm height, 24 cm × 21 cm and 11 cm x 12 cm in plastic pots. All pots contained a mixture of sand, potting soil and compost (1:2:1 volume based). Mangrove seedlings in good condition were carefully uprooted using hand trowel and transplanted into the potted bags, ensuring that there was no root damage. Seedlings were grown for 2 months to eliminate effects of transplant shock. The seedlings were arranged in 9 rows of parallel triplicates at 1 m intervals for each treatment (0 ml, 100 ml, 120 ml and 140 ml) Plate 1.

2.3 Growth analysis

The stem height and leaf size of each mangrove seedlings were monitored weekly for 4 weeks. The stem heights of *R. apiculata*, *B. gymnorhiza*, and *C. decandra* seedlings were measured from the top of the seedlings where the stem emerged to the bottom of the most distal opened pairs of leaves, and the leaf area were measured individually using vernier calipers [4], [5].

2.4 Root structure

Anatomical damage resulting from oil pollution of the roots of three species were determined on plants of all Treatments on 4 week. Typical transections of live mediate and fine roots were observed with an Microscope (Boeco, Germany).

2.5 Treatments

Treatment was by applying the crude oil that commenced at the end of 60 day acclimation period. The crude oil constitutes of n-alkane-containing oil such as saturates (56%), aromatics (31%), polars (11%), and asphaltenes (2%), it also has 35.3° API gravity and contains 0.1% sulphur content. The acute treatment, consisted of a one-time application of 120 mL crude oil add on the surface of the mud [4], [5]. Stem height at the first internode and leaf area were monitored weekly for 4 weeks. Any yellowing of leaves and seedling survival were recorded.

2.6 Data analyses

Mean and standard deviation (S.D.) values of triplicates were calculated. Before subject to parametric statistical analyses, the data were tested for the assumptions of normality of distribution and homogeneity of variance. All tested data satisfied the assumptions and no data transformation was necessary. A parametric two-way analysis of variance (ANOVA) with repeated measures was used to compare the effects of oil dose and exposure time on plant growth, including the increment of stem height and change of leaf area. The effects of crude oil dose on mangrove plants were evaluated by one-way multivariate analysis of variance (MANOVA). If the statistical results are significant at $p \leq 0.05$, Tukey's multiple comparisons as post-hoc tests were applied to locate the differences. All statistical analyses were performed using the software, Statistical Package for Social Sciences (SPSS) 11.0 for Windows, SPSS Inc. IL, USA

3. Results

3.1. Seedling Survival

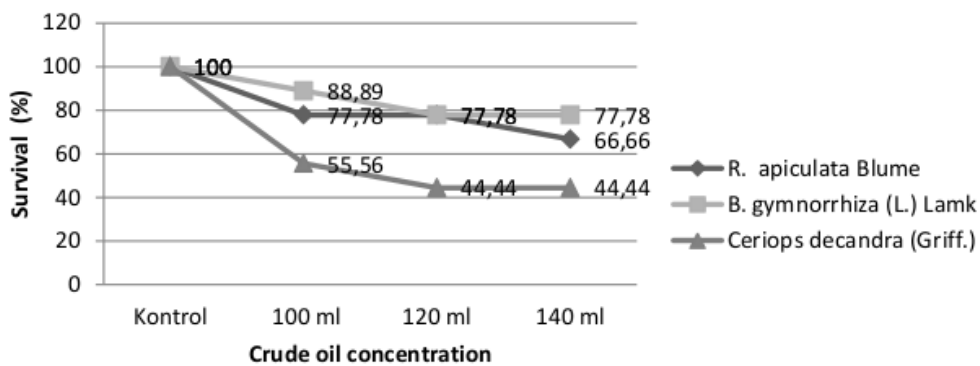


Fig. 2. Effects of oiling on seedling survival

Among the three mangrove species, *B. gymnorhiza* was the most tolerant species to splashing crude oil, with 100%, 88.89%, 77.78% and 77.78% survival of these seedlings in the treatments with 0 ml, 100 ml, 120 ml and 120 ml, respectively. *R. apiculata* ranked No. 2 in

oil tolerability, with 66.66 % seedlings survived at 140 ml oil. *C. decandra* the most vulnerable species to oil contamination with 100%, 55.56 %, 44.44% and 44.44 % survival of the seedling for all treatment. Most of the resident ground dwelling macrofauna were killed by oil.

3.2. Growth response

3.2.1. Stem growth

Stem growth of three seedling mangrove was reduced by acute effect of crude oil (Fig. 3). For the always in field group, control plants displayed relatively linear growth over the study period. Growth rates of one-time oil treatments were less than that of the control.

The growth of all mangrove species, even exposed to the lowest oil dose (100 ml), was reduced compared to that in the control. Crude oil dose effects on stem growth (expressed as stem height increment) of the three mangrove species were significant ($F=0.657$, $p=0.005$). *R. apiculata*, in which significant reduction in the degree of stem height increment was observed ($F=4.344$, $p=0.005$).

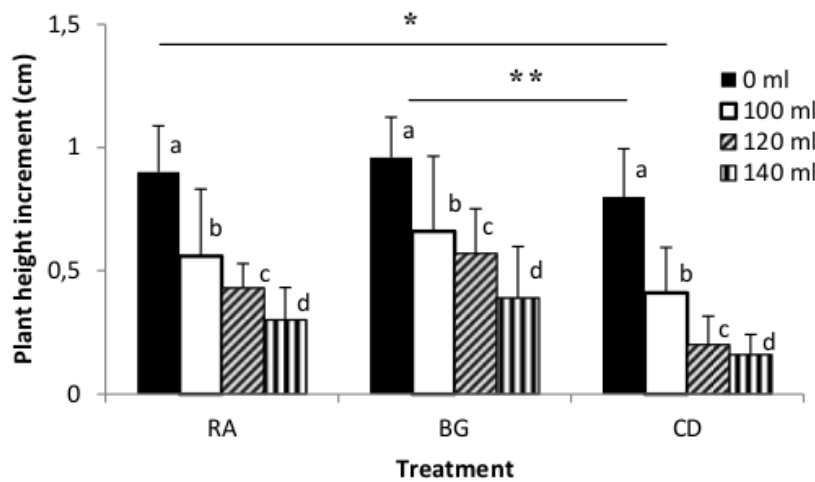


Fig. 3. Effects of oiling on seedling height increment (final seedling height – initial) (*: $P<0.05$, **: 0.001). RA: *Rhizophora apiculata*, BG: *Bruguiera gymnorrhiza*, CD: *Ceriops decandra*.

3.1.2 The leaf size

Leaf size of three seedlings mangrove followed a pattern similar to that describe for stem growth (Fig. 4). For all weeks of the study, there was a significant effect of oil treatment, with typically more leaves size by control plants. The leaf size of *R. apiculata*, *B. Gymnorrhiza* and *C. Decandra* decreased significantly with increasing oil doses. Acute exposure of the mangrove seedlings to the crude oil had significant effect on leaf size.

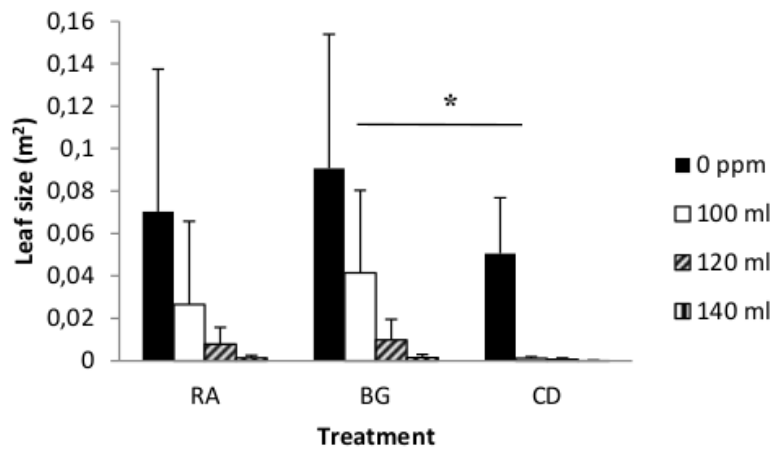


Fig. 4. Effects of oiling on plant leaf size (*: $P < 0.05$). Bars with different letters are significantly different at $P \leq 0.05$ using Tukey-Kramer multiple comparison test.

3.1.3 Root structure

Damage by base-oiling was found to the roots of *B.gymnorhiza*, *R. apiculata* and *C. decandra* (Fig.5). The worst damage occurred at a concentration of 140 ml, damage occurred in the epidermis and the cortex on the three types of mangrove seedling roots. The roots of oiled seedlings were black in colour in contrast to the brownish and whitish root systems in unoiled seedlings of *B.gymnorhiza*, *R. apiculata* and *C. decandra*, respectively, and a strong oily smell was noted. From microscope observation of typical root transections, oiling crude oil resulted in damage to conducting tissues (epidermis and cortex) in fine roots but not in mediate roots.

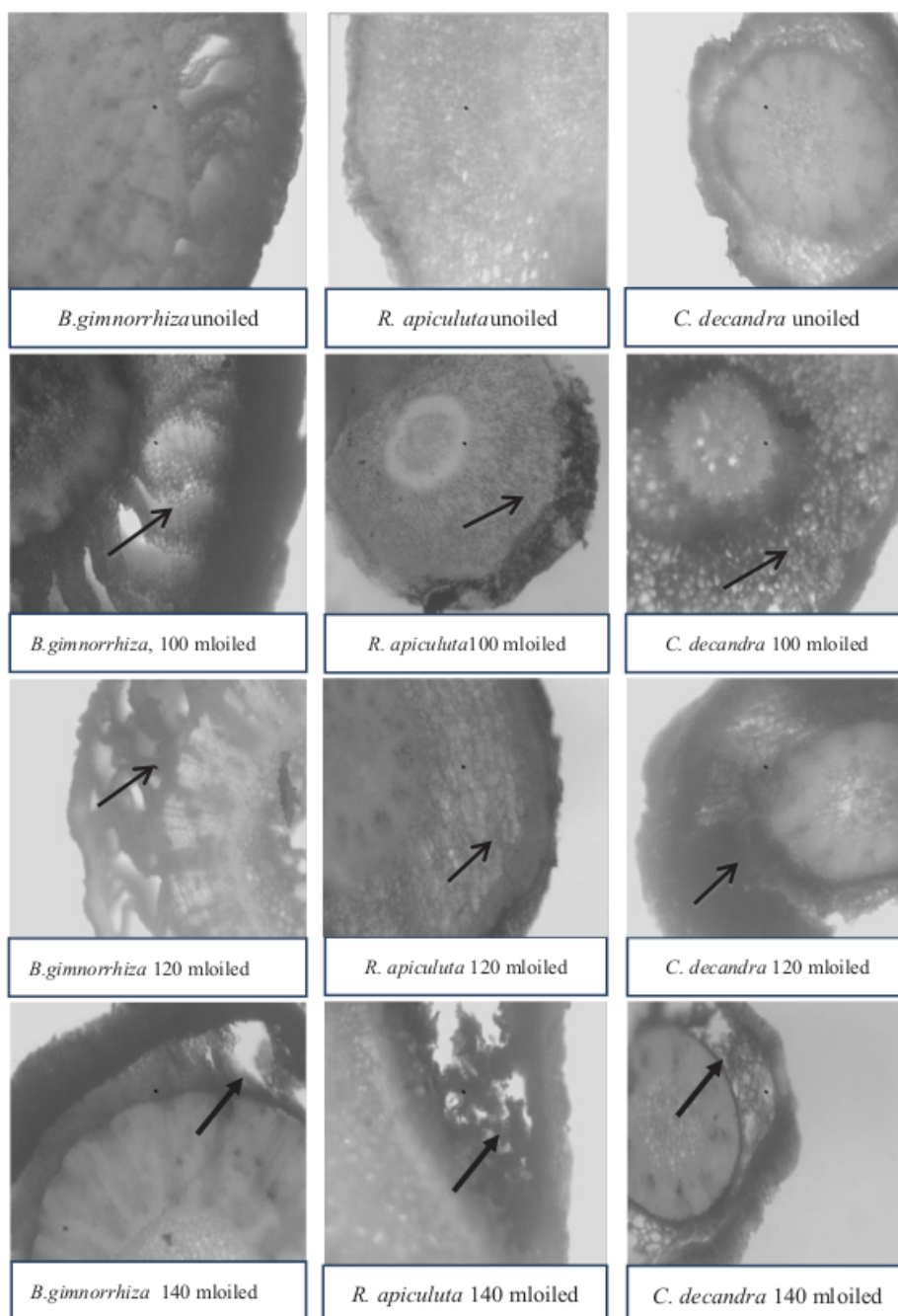


Fig. 5. Effects of oiling seedling on typical transverse sections of fine roots (Scale: 1:40).

4. Discussion

Oil dose is one of the most important variables that determine the degree of damage to seedlings mangroves. A one-time addition of 120 mL oil, an acute oiling with sediment saturation, reduced the survival and growth of red mangrove seedlings more significantly than those received weekly chronic oiling (weekly addition of 15 mL oil for 8 weeks) even though the accumulative amount of oil given to plants in the weekly treatment was equivalent to the quantity given in the one-time treatment [21].

This research has clearly demonstrated that seedling mangroves are extremely sensitive and vulnerable to oil contamination, as reported also in several other studies [7], [11], [25]. Oil effects on seedling mangroves are complex because of the long-lived nature of the trees and their tendency to exhibit short-term effects, as well as sub-lethal responses, which may persist for decades. Short-term adverse effects

such as senescence, leaf wilting, and defoliation, reported in previous studies [7], [4], were also observed in oil-contaminated trees of *R. apiculata*, *B. gymnorhiza*, and *C. decandra* in this research.

Our field research on the effects of crude oil exposed to different treatments (acute) indicated considerable variation in seedling reaction ranging from survival, growth response and root histology. In this field research we have shown that a form of crude oil can adversely affect seedlings mangrove survival, growth, and root histology. It is clear from our experiment that *C. Decandra* are more sensitive to lubricating oil than are seedlings of *B. gymnorhiza* and *R. apiculata*. This research has demonstrated that trees and seedlings of *B. gymnorhiza*, but not of *R. Apiculata* and *C. Decandra*, have the ability to initiate adventitious roots following oiling of stem and the root system. In *A. marina* and *Aegiceras corniculatum*, lubricating crude oil was shown to damage the xylem vessel of fine root [4]. The primary effect of toxic hydrocarbons works probably via disruption of membranes in the conducting tissue [12], [30].

Oiling crude oil resulted in damage to conducting tissues (epidermis and cortex) in fine roots but not in mediate roots. The greatest damage at a concentration of 140 ml. Destruction of conducting tissues in fine roots will undoubtedly have resulted in the reduction of transpiration, a frequently reported effect of oils on mangroves [11], [27].

In addition to physiological and morphological effects on mangrove seedling, oil also alters the chemical and physical characteristics of the sediments [10], including decreases in dissolved oxygen concentrations, pH, salinity, redox and potentials of the interstitial water [23]. The highly reducing soil redox potentials increase oxygen stress in roots [6], [19], reduce root respiration, water relations and disrupt ion and subsequently growth [12].

5. Conclusions

B. gymnorhiza was the most tolerant species to crude oil in acute effect of the reduction in and mortality, followed by *R. Apiculata* were the most vulnerable species to oil toxicity and *C. Decandra* are more sensitive to lubricating crude oil in acute effect.

2

The work described in this paper was supported by research grants from BLU Jenderal Soediman University, Indonesia.

References

1. Andersen, L.E., Melville, F., Jolley, D., 2008. An assessment of an oil spill in Gladstone, Australia – impacts on intertidal areas at one month post-spill. *Mar. Pollut. Bull.* 57, 607–615.
2. Bjorlykke, K., 2011. *Petroleum Geoscience: From Sedimentary Environments to Rock Physics*. Springer, New York (517 pp.). *Bruguiera gymnorhiza* to oil contamination. *Flora* 205, 357–362.
3. Cavalcante, R. M., Sousa, F. W., Nascimento, R. F., Silveira, E. R., Freire, G. S. S., 2009. The impact of urbanization on tropical mangroves (Fortaleza, Brazil): evidence from PAH distribution in sediments. *J. Environ. Manag.* 91, 328–335.
4. Chindah. A.C., S.A. Braide. J. Amakiri and J. Onokurhefe. 2007. Effect of Crude Oil on The Development of Mangrove (*Rhizophora mangle* L.) Seedling from Niger Delta. Nigeria. *J. Revista UDO Agricola*. 7. 181-194.
5. Chindah. A.C., S.A. Braide. J. Amakiri and J. Onokurhefe. 2008.
6. Dicks, B., 1986. Oil and the black mangrove *Avicennia marina* in the Northern Red Sea. *Mar. Pollut. Bull.* 7, 500–503.
7. Duke, N. C., Ellison, J., Burns, K. A., 1998. *Surveys of Oil Spill Incidents Affecting Mangrove Habitat in Australia: A Preliminary Assessment of Incidents, Impacts on Mangroves, and Recovery of Deforested Areas*. Australian Petroleum Production and Exploration Association (APPEA), Canberra, 646–654.
8. Duke, N.C., Pinzon, Z.S., Prada, M.C., 1998. Large-scale damage to mangrove forests following two large oil spills in Panama. *Biotropica* 29, 2–14.

9. Duke, N.C., Ramsay, M.A., Swannell, R.P.J., Shipton, W.A., Hill, R.T., 2000. Effect of bioremediation on the microbial community in oiled mangrove sediments. *Mar. Pollut. Bull.* 41, 413–419.
10. Farias, C.O., Hamacher, C., Wagener, A.D.L.R., Scofield, A.D.L., 2008. Origin and degradation of hydrocarbons in mangrove sediments (Rio de Janeiro, Brazil) contaminated by an oil spill. *Org. Geochem.* 39, 289–307.
11. Getter, C. D., Ballou, T. G., Koons, C. B., 1985. Effects of dispersed oil on mangroves: synthesis of a seven year study. *Mar. Pollut. Bull.* 16, 318–324.
12. Gilfillan, E.S., Page, D.S., Bass, A.E., Foster, J.C., Fickett, P.M., Ellis, W.G., Rusk, S., Brown, A.C., 1989. The use of Na–K ratios in leaf tissues to determine effects of petroleum on salt exclusion in marine halophytes. *Mar. Pollut. Bull.* 20, 272–276.
13. Kang, F., Chen, D., Gao, Y., Zhang, Y., 2010. Distribution of polycyclic aromatic hydrocarbons in subcellular root tissues of ryegrass (*Lolium multiflorum* Lam.). *Plant Biol.* 10, 210.
14. Ke, L., Zhang, C., Wong, Y. S., Tam, N. F. Y., 2011. Dose and accumulative effects of spent
15. Lin, Q., Mendelssohn, I.A., Suidan, M.T., Lee, K., Venosa, A.D. 2002. The dose response relationship between No.2 fuel oil and the growth of the saltmarsh grass, *Spartina alterniflora*. *Mar. Pollut. Bull.* 44, 897–902.
16. Meudec, A., Dussauze, J., Deslandes, E., Poupart, N., 2006. 44, 8–92.
17. Mille, G., Guiliano, M., Asia, L., Malleret, L., Jalaluddin, N., 2006. Sources of hydrocarbons in sediments of the Bay of Fort de France (Martinique). *Chemosphere* 64, 1062–1073.
18. Naidoo, G., Naidoo, Y., Achar, P., 2010. Responses of the mangroves *Avicennia marina* and PAHs into internal shoot tissues of a halophytic plant artificially exposed to petroleum polluted-sediments. *Chemosphere* 65, 474–81.
19. Pezeshki, S.R., DeLaune, R.D., Jugsujinda, A., 2001. The effects of crude oil and the effectiveness of cleaner application following oiling on US Gulf of Mexico coastal marsh plants. *Environ. Pollut.* 112, 483–489.
20. Pezeshki, S.R., Hester, M.W., Lin, Q., Nyman, J.A., 2000. The effects of oil spill and clean up on dominant US Gulf coast marsh macrophytes: a review. *Environ. Pollut.* 8, 129–139.
21. Proffitt, C. E., Devlin, D. J., Lindsey, M., 1995. Effects of oil on mangrove seedlings grown under different environmental conditions. *Mar. Pollut. Bull.* 30, 788–793.
22. Reed, M., Johansen, O., Brandvik, P.J., Daling, P., Lewis, A., Fiocco, R., Mackay, D., Prentiki, R., 1999. Oil spill modeling towards the close of the 20th century: overview of the State of the Art. *Spill Sci. Technol. Bull.* 5, 3–16.
23. Suprayogi, B., Murray, F., 1999. A field experiment of the physical and chemical effects of two oils on mangroves. *Environ. Exp. Bot.* 42, 221–229.
24. Syakti, AD., Nuning V.H., Endang H., Anne P., Pierre D., 2013. Source apportionment of sedimentary hydrocarbons in the Segara Anakan Nature Reserve, Indonesia. *Marine Pollution Bulletin* 74 (2013) 141–148.
25. Tam, N. F. Y., Wong, T. W. Y., Wong, Y. S., 2005. A case study on fuel oil contamination in a mangrove swamp in Hong Kong. *Mar. Pollut. Bull.* 51, 1092–1100.
26. Watts, A. W., Ballesterio, T. P., Gardner, K. H., 2006. Uptake of polycyclic aromatic hydrocarbons (PAHs) in saltmarsh plants *Spartina alterniflora* grown in contaminated sediments. *Chemosphere* 62, 1253–1260.

27. Youssef T, Ghanem A, 2002. Salt secretion and stomatal behaviour in *Avicennia marina* seedlings fumigated with the volatile fraction of light Arabian crude oil[J]. *Environ Poll*, 116: 215–223.
28. Youssef, T., and Ghanem, A., 2002b. Physiological responses and accumulation of polynuclear aromatic hydrocarbons in *Avicennia marina* seedlings treated with the water soluble fraction of light Arabian crude oil. *Environmentalist* 22, 149–159.
29. Yuwono, E; TC. Jennerjahn; I. Nordhaus; E.A. Riyanto; M.H. Sastranegara and R. Pribadi. *Asian Journal of Water Environment Pollution*. 4, no. 1, pp: 61-70 (2007)
30. Zhang, C. G., Leung, K. K., Wong, Y. S., Tam, N. F. Y., 2007. Germination, growth and physiological responses of mangrove plant (*Bruguiera gymnorrhiza*) to lubricating oil pollution. *Environ. Exp. Bot.* 60, 127–136.

Acute effects of crude oil for three common mangrove seedling in segara anakan nature reserve (sanr) cilacap, Indonesia

ORIGINALITY REPORT

14%

SIMILARITY INDEX

%

INTERNET SOURCES

14%

PUBLICATIONS

%

STUDENT PAPERS

PRIMARY SOURCES

- 1 Amauche Sabastine Ngah, Solomon Braide, Collins Chiadi Dike. "Physico-Chemistry of Elechi Creek in the Upper Bonny Estuary, Rivers State, Nigeria", Journal of Geoscience and Environment Protection, 2017
Publication 1%
- 2 Yu, K.S.H.. "Natural attenuation, biostimulation and bioaugmentation on biodegradation of polycyclic aromatic hydrocarbons (PAHs) in mangrove sediments", Marine Pollution Bulletin, 2005
Publication 1%
- 3 Suharno, Emmy Saraswati. "The Identification of Mangrove Ecosystem Services for Decision Making", SHS Web of Conferences, 2020
Publication 1%
- 4 Paul W. Sammarco, Steve R. Kolian, Richard A.F. Warby, Jennifer L. Bouldin, Wilma A. Subra, Scott A. Porter. "Distribution and concentrations of petroleum hydrocarbons associated with the BP/Deepwater Horizon Oil Spill, Gulf of Mexico", Marine Pollution Bulletin, 2013
Publication 1%
- 5 Gonasageran Naidoo. "The mangroves of South Africa: An ecophysiological review", South African Journal of Botany, 2016
Publication 1%

6

Tam, N.F.Y.. "A case study on fuel oil contamination in a mangrove swamp in Hong Kong", *Marine Pollution Bulletin*, 2005

Publication

1 %

7

Ifechukwu E. Adieze, Justina C. Orji, Rose N. Nwabueze, G.O.C. Onyeze. "Hydrocarbon stress response of four tropical plants in weathered crude oil contaminated soil in microcosms", *International Journal of Environmental Studies*, 2012

Publication

1 %

8

Inga Nordhaus. "Spatio-temporal variation of macrobenthic communities in the mangrove-fringed Segara Anakan lagoon, Indonesia, affected by anthropogenic activities", *Regional Environmental Change*, 09/16/2009

Publication

1 %

9

Elnaz Neinavaz, Elham Khalilzadeh, Besat Emami, Yasaman Dilmaghani. "Chapter 4 Investigation of Reproductive Birds in Hara Biosphere Reserve, Threats and Management Strategies", *IntechOpen*, 2012

Publication

1 %

10

Gonasageran Naidoo, Krishnaveni Naidoo. "Uptake and accumulation of polycyclic aromatic hydrocarbons in the mangroves *Avicennia marina* and *Rhizophora mucronata*", *Environmental Science and Pollution Research*, 2018

Publication

1 %

11

Terrados, J.. "The Effect of Increased Sediment Accretion on the Survival and Growth of *Rhizophora apiculata* Seedlings", *Estuarine, Coastal and Shelf Science*, 1997 11

Publication

< 1 %

12

YAzis, M, L Asia, A Piram, P Doumenq, and A D Syakti. "Aliphatics hydrocarbon content in surface sediment from Jakarta Bay, Indonesia", IOP Conference Series Materials Science and Engineering, 2016.

Publication

<1 %

13

Luciana P. T. Chequer, José Augusto P. Bitencourt, Carolina C. C. Waite, Guilherme Oliveira A. da Silva et al. "Development of Rhizophora mangle (Rhizophoraceae) and Avicennia schaueriana (Avicenniaceae) in the presence of a hydrocarbon-degrading bacterial consortium and marine diesel oil", 3 Biotech, 2022

Publication

<1 %

14

M. Yabrade, F.B.G. Tanee. "Assessing the Impact of Artisanal Petroleum Refining on Vegetation and Soil Quality: A Case Study of Warri South West Salt Wetland of Delta State, Nigeria", Research Journal of Environmental Toxicology, 2016

Publication

<1 %

15

Qianxin Lin, Irving A Mendelssohn, Makram T Suidan, Kenneth Lee, Albert D Venosa. "The dose-response relationship between No. 2 fuel oil and the growth of the salt marsh grass, Spartina alterniflora", Marine Pollution Bulletin, 2002

Publication

<1 %

16

Imam Widhiono, Eming Sudiana, Darsono Darsono. "Diversity of Wild Bees along Elevational Gradient in an Agricultural Area in Central Java, Indonesia", Psyche: A Journal of Entomology, 2017

Publication

<1 %

17

Agung Dhamar Syakti, Mohamad Yani, Nuning Vita Hidayati, Asrul Sahri Siregar, Pierre Doumenq, I. M. Made Sudiana. "The Bioremediation Potential of Hydrocarbonoclastic Bacteria Isolated From a Mangrove Contaminated by Petroleum Hydrocarbons on the Cilacap Coast, Indonesia", *Bioremediation Journal*, 2013

Publication

<1 %

18

Rokhlani Rokhlani, Loekas Soesanto, Subandi Nur, Nur Prihatiningsih. "COGONGRASS ROOT EXTRACT FROM FIVE DIFFERENT SOILS TYPES FOR SUPPRESSING PURPLE BLOTCH AND INCREASING GROWTH AND YIELD OF SHALLOTS", *JURNAL HAMA DAN PENYAKIT TUMBUHAN TROPIKA*, 2021

Publication

<1 %

19

Yang, Wei, Ming Li, Tao Sun, and Yuwan Jin. "The joint effect of tidal barrier construction and freshwater releases on the macrobenthos community in the northern Yellow River Delta (China)", *Ocean & Coastal Management*, 2017.

Publication

<1 %

20

Babak Moradi, Ralph Kissen, Hassan Zare Maivan, Mehri Seyed Hashtroudi, Mona Sorahinobar, Torfinn Sparstad, Atle M. Bones. "Assessment of oxidative stress response genes in *Avicennia marina* exposed to oil contamination – Polyphenol oxidase (PPOA) as a biomarker", *Biotechnology Reports*, 2020

Publication

<1 %

21

Cristiane Rossi de Oliveira, Luiz Augusto dos Santos Madureira. "Assessment and sources of nonaromatic hydrocarbons in surface sediments of three harbors in Santa Catarina

<1 %

State, Brazil", Environmental Monitoring and Assessment, 2010

Publication

22 L.E. Andersen, F. Melville, D. Jolley. "An assessment of an oil spill in Gladstone, Australia – Impacts on intertidal areas at one month post-spill", *Marine Pollution Bulletin*, 2008

Publication

23 Nordhaus, I.. "Food preferences of mangrove crabs related to leaf nitrogen compounds in the Segara Anakan Lagoon, Java, Indonesia", *Journal of Sea Research*, 201105

Publication

24 Tim C. Jennerjahn. "Relevance of allochthonous input from an agriculture-dominated hinterland for "Blue Carbon" storage in mangrove sediments in Java, Indonesia", Elsevier BV, 2021

Publication

25 Vanessa Sodr , Vanessa S. Caetano, Renata M. Rocha, Fl via L. Carmo et al. "Physiological aspects of mangrove (*Laguncularia racemosa*) grown in microcosms with oil-degrading bacteria and oil contaminated sediment", *Environmental Pollution*, 2013

Publication

26 Kathleen Schwerdtner M n ez. "Java's forgotten pearls: the history and disappearance of pearl fishing in the Segara Anakan lagoon, South Java, Indonesia", *Journal of Historical Geography*, 2010

Publication

27 Michael Lewis, Rachel Pryor. "Toxicities of oils, dispersants and dispersed oils to algae and aquatic plants: Review and database value to

resource sustainability", Environmental Pollution, 2013

Publication

Exclude quotes On

Exclude matches Off

Exclude bibliography On

Acute effects of crude oil for three common mangrove seedling in segara anakan nature reserve (sanr) cilacap, Indonesia

GRADEMARK REPORT

FINAL GRADE

/0

GENERAL COMMENTS

Instructor

PAGE 1

PAGE 2

PAGE 3

PAGE 4

PAGE 5

PAGE 6

PAGE 7

PAGE 8

PAGE 9
