

Analysis of Usability Game Educational Learning of Wayang Characters Using Usability Scale System

Publisher: IEEE [Cite This](#) [PDF](#)

Kurniawan Teguh Martono ; Agung Budi Prasetyo ; Abbiyu Kirana Distira [All Authors](#)

1 Paper Citation 81 Full Text Views



Need Full-Text
 access to IEEE Xplore for your organization?
CONTACT IEEE TO SUBSCRIBE >

Abstract

Document Sections

- I. Introduction
- II. Research Method
- III. Result and Discuss
- IV. Conclusion

Authors

Figures

References

Citations

Keywords

Metrics

Abstract:
 Indonesia is a country that has a lot of diversity in customs, arts, and culture in which each region has different characteristics. One of them is Puppet which is an entertainment that shows shadows, namely a jagged painting performed by a puppeteer on the surface of a screen made of white cloth. But lately, the art of puppet culture is less attractive to some people who think that this puppet culture is old and outdated. For this reason, this cultural art needs to be brought back as an effort to preserve local culture and can be used to introduce puppet figures from the Mahabharata epic such as the Five Pandavas. From these problems, an Educational Game of puppet Characters was created for the Android platform which was made using the Unity game engine and developed using the MDLC (Multimedia Development Life Cycle) method. From the application that has been made, usability testing is carried out using a System Usability Scale (SUS) questionnaire. Based on the test results, this application has a SUS score of 78.125. From this score, it can be interpreted that the application has an acceptance level of "Acceptable" on the acceptability ranges assessment, then has value of letter "C" on the grade scale assessment and has a "Good" rating on the adjective ratings assessment.

Published in: 2022 International Conference on Electrical, Computer and Energy Technologies (ICECET)

Date of Conference: 20-22 July 2022 **INSPEC Accession Number:** 22028285

Date Added to IEEE Xplore: 09 September 2022 **DOI:** 10.1109/ICECET55527.2022.9873447

ISBN Information: **Publisher:** IEEE

More Like This

Analysist Acceptance of Video Conference at Zoom Application using Technology Acceptance Model
 2021 8th International Conference on Information Technology, Computer and Electrical Engineering (ICTACEE)
 Published: 2021

Research on the Continuance Intention of MOOC Platforms Based on the Technology Acceptance Model : A Case of MOOC Learning Platforms in Chinese Universities
 2021 2nd International Conference on Artificial Intelligence and Education (ICAIE)
 Published: 2021

[Show More](#)

Feedback

Browse Conferences > Electrical, Computer and Energy... > 2022 International Conference ...

Electrical, Computer and Energy Technologies (ICECET), International Conference on

[Copy Persistent Link](#) [Browse Title List](#) [Sign up for Conference Alerts](#)

Proceedings All Proceedings Popular

2022 International Conference on Electrical, Computer and Energy Technologies (ICECET) DOI: 10.1109/ICECET55527.2022
 20-22 July 2022

Search within results [Export](#) [Email Selected Results](#)

for **kurniawan** x

Retine Select All on Page Sort By Sequence

Author **Analysis of Usability Game Educational Learning of Wayang Characters Using Usability Scale System** 🔒

Affiliation Kurniawan Teguh Martono; Agung Budi Prasetyo; Abbiyu Kirana Distira
 Publication Year: 2022, Page(s): 1 - 5
 Cited by: Papers (1)

Quick Links Abstract [HTML](#) [PDF](#) [Cite](#)

Search for Upcoming Conferences

Stake.com
CRYPTO CASINO & SPORTS BETTING
[PLAY NOW](#)

BC.GAME

Refine

Author ▼

Affiliation ▼

Quick Links

Search for Upcoming Conferences

IEEE Publication Recommender

IEEE Author Center

Proceedings

The proceedings of this conference will be available for purchase through Curran Associates.

Electrical, Computer and Energy Technologies (ICECET), 2022 International Conference on

Print on Demand [Purchase at Partner](#)

- Select All on Page**
- Sort By [Sequence](#)
- MAE and RMSE Analysis of K-means Predictive Algorithm for Photovoltaic Generation**

Paula Zenni Lodetti; Edison A. C. Aranha Neto; Marcos A. Izumida Martins; Gabriel H. Dos S. Costa; Mathias Arno Ludwig

Publication Year: 2022 , Page(s): 1 - 6

Cited by: Papers (1)

[Abstract](#)
[HTML](#)
 - A Differential and Autoregressive Formulation of A Linear Regression Model for Fitting Spectroscopic Sinc Function Data**

Naleli Jubert Matjelo; Mosito Lekhooana; Sekhants'o Paul Lara; Mopeli Fabiane; Makhamisa Senekane

Publication Year: 2022 , Page(s): 1 - 5

[Abstract](#)
[HTML](#)
 - Narrow Linewidth RLC Resonator Design Using Positive Feedback Loop**

Naleli Jubert Matjelo; Sekhonyana Moeti; Molise Mokhomo; Thabo Koetjje; Ncamiso Khanyile

Publication Year: 2022 , Page(s): 1 - 4

[Abstract](#)
[HTML](#)
 - DC Protection Design for VSC-HVDC Systems Based On Transient Stability Issue**

Seyed Hassan Ashrafi Niaki; Zhe Chen; Birgitte Bak-Jensen; Kamran Sharifabadi; Zhou Liu; Shuju Hu

Publication Year: 2022 , Page(s): 1 - 6

[Abstract](#)
[HTML](#)
 - Pre-detection Combining of Small Satellite Downlink's Replicas**

Haidar N. Al-Anbagi; I. Vertat



Committees

General Chair

Simon Winberg, University of Cape Town, South Africa

Conference Executive Chair

Yunus Uzun, Aksaray University, Turkey
Emre Arslan, Aksaray University, Turkey

Technical Chairs

Markéta Mihalíková, Czech University of Life Sciences Prague, Czech Republic
Roman Cečil, University of West Bohemia, Czech Republic
Gürkan Alp Kağan Gürdil, Ondokuz Mayıs University, Turkey

Publication Chairs

Bekir Dursun, Trakya University, Turkey
Rıza Altınok, Aksaray University, Turkey

Scientific Committee

Abdelhadi Namoune, Ahmed Zabana University Centre Relizane, Algeria
Adrian Otaru, University Politehnica of Bucharest, Romania
Arun Agarwal, Siksha Anusandhan Deemed to be University Jagamara, India
Attila Magyar, University of Pannonia, Hungary
Benedetto Di Ruzza, Trento Institute for Fundamental Physics and Applications, Italy

Analysis of Usability Game Educational Learning of Wayang Characters Using Usability Scale System

1st Kurniawan Teguh Martono
Computer Engineering
Diponegoro University
Semarang, Indonesia
k.teguh.m@live.undip.ac.id

2nd Agung Budi Prasetyo
Computer Engineering
Diponegoro University
Semarang, Indonesia
agungprasetyo@gmail.com

3rd Abbiyu Kirana Distira
Computer Engineering
Diponegoro University
Semarang, Indonesia
abbiyukd@student.ce.undip.ac.id

Abstract— Indonesia is a country that has a lot of diversity in customs, arts, and culture in which each region has different characteristics. One of them is Puppet which is an entertainment that shows shadows, namely a jagged painting performed by a puppeteer on the surface of a screen made of white cloth. But lately, the art of puppet culture is less attractive to some people who think that this puppet culture is old and outdated. For this reason, this cultural art needs to be brought back as an effort to preserve local culture and can be used to introduce puppet figures from the Mahabharata epic such as the Five Pandavas. From these problems, an Educational Game of puppet Characters was created for the Android platform which was made using the Unity game engine and developed using the MDLC (Multimedia Development Life Cycle) method. From the application that has been made, usability testing is carried out using a System Usability Scale (SUS) questionnaire. Based on the test results, this application has a SUS score of 78.125. From this score, it can be interpreted that the application has an acceptance level of "Acceptable" on the acceptability ranges assessment, then has value of letter "C" on the grade scale assessment and has a "Good" rating on the adjective ratings assessment.

Keywords— *Puppet, Educational Game, Unity, Multimedia Development Life Cycle, System Usability Scale*

I. INTRODUCTION

Indonesia is a country that has a lot of diversity in customs, arts, and culture, each region has different characteristics. One of them is "Wayang Kulit" which is a cultural art typical of Java, Bali, and Lombok. Puppet is an entertainment that shows shadows, namely a jagged painting displayed by a "dalang" on the surface of a screen or screen made of white cloth [1].

The purpose of this Puppet show is not only for entertainment, but also to teach the noble values of life contained in it. However, nowadays, the art of puppet culture is less attractive to some people who think that the shadow puppets are old and outdated. Moreover, with the rapid development of information technology, the existence of local culture seems to continue to fade and is no longer seen. For this reason, this cultural art needs to be re-appointed as an effort to preserve local culture and can introduce puppet figures from the Mahabharata epic such as the Five Pandavas. Mahabharata tells the story of the conflict between the Five Pandavas and their cousins, the

hundred Kauravas, regarding the dispute over the land rights of the State of Astina. It is called the Five Pandavas because it consists of five figures, namely Yudhisthira, Bima, Arjuna, Nakula, and his twin brother Sadewa[2].

From these problems, an educational game was developed for smartphones, especially on the Android platform as a medium for learning puppet characters. Educational games are digital games designed to use interactive multimedia technology for educational enrichment that supports teaching and learning [3]. The concept of educational games emerged along with the emergence of various types of games (games). Educational games specifically have learning content and are intended to improve the ability of players to learn a material. The material to be conveyed in educational games can be easily accepted by players because of the interactivity and immersion provided by the game itself so that players are relaxed and open to receive all material [4].

Selection of learning media through educational games on digital platforms, especially Android to attract people who do not like conventional puppet media such as puppet shows with puppeteers, besides that now almost all levels of society have at least a smartphone device so that this media is expected to be relevant to the current situation and can reach targets user.

By making this application, users are expected to be able to more easily digest information and knowledge about the Pandavas with the presence of game elements in educational games than with conventional learning methods.

This Puppet Character Learning Educational Game was created using the Unity game engine. Game engine itself refers to a collection of simulation code modules that indirectly determine game behaviour (game logic) or game environment (data level) [5]. Unity developed by Unity Technologies is one of many game engines that can be used as a two-dimensional or three-dimensional game development tool [6].

This study discusses the usability of applications that have been made by testing using the System Usability Scale. Usability is a qualitative analysis that assesses how easy the interface of an application is to use [7]. So the purpose of this test is to see whether the game that has been made can be easily

used by users or not. According to ISO (International Organization for Standardization) 9241-11, usability measurement consists of at least 3 separate components that must be determined relative to the context of use, namely Effectiveness, Efficiency, and Satisfaction. And System Usability Scale (SUS) is one method that can be used to measure the usability of a system or application according to the user's subjective point of view [8].

System Usability Scale (SUS) is often used as a usability measurement method because it is simple and relatively easy to implement. SUS focuses on administering a questionnaire with a Likert scale very quickly to the user right after interacting with the system, resulting in a score known as the SUS score [9]. The selection of the System Usability Scale as a method of measuring the usability of an educational game is also based on previous similar studies [10], [11], [12].

II. RESEARCH METHOD

The system design method used in this study is the Multimedia Development Life Cycle which has six stages, namely concept, design, material collection, assembly, testing, and distribution as shown in Fig.1 [13].

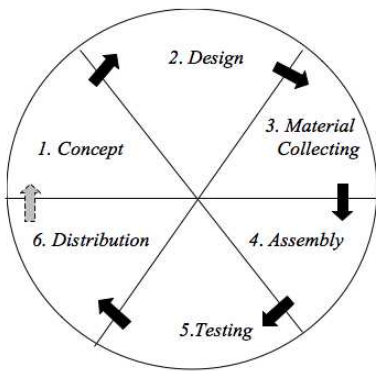


Fig. 1. Multimedia Development Life Cycle

The concept of the application that will be made is a 2D Educational Game which contains learning material for the Pandava characters and contains several games such as 'Guess Me' which contains multiple choice questions that must be answered and 'Find Words' which is a game to find words on a block of letters. -random letters.

At the design stage, the initial steps taken in the design of the application design are making the application navigation structure and flow chart as shown in Fig. 2 and Fig. 3. The navigation structure describes the sequence of information flows in educational game applications and flowcharts or flowcharts describe the flow or course of the application. in general.

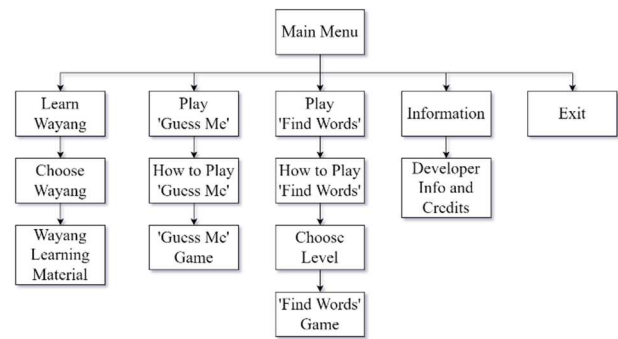


Fig. 2. The navigation structure of the Pandava Puppet Educational Game

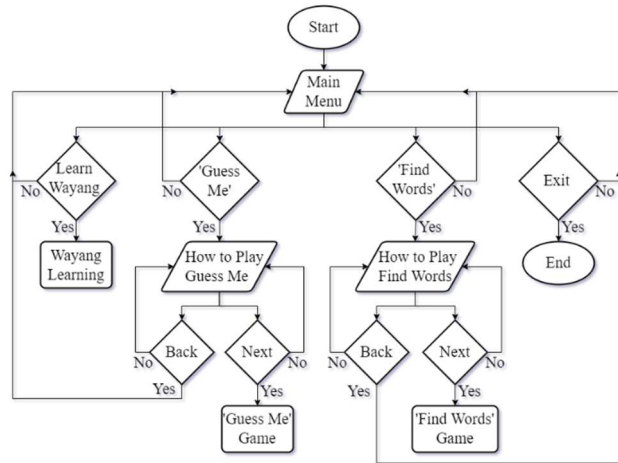


Fig. 3. Flowchart of the Pandavas Puppet Educational Game

At the material collection stage, materials are needed such as image assets, programming scripts, and sound assets are created and collected. Some of the image assets such as wayang characters were created using the Sketchbook application and some of the other image assets and sound assets were obtained from the Unity asset store and websites that provide free game assets. Then the script in this application is made with the Visual Studio Code text editor using the C # programming language before being compiled on the Unity engine.

The next stage is the assembly containing the assembly process of all materials or materials that have been made and collected into a single multimedia application as planned at the concept and design stages. All assets such as images, programming scripts, and sounds that have been collected and designed will be combined into several different scenes through the Editor in Unity.

At the testing stage, usability testing is carried out on the application. Usability testing is carried out on this application using the system usability scale (SUS) method. The SUS questionnaire can be used to measure the level of user satisfaction for a product. Respondents were asked to rate the 10 SUS statement items according to their subjective assessment [14]. The System Usability Scale questionnaire consists of 10 statement items, these statements have been translated from English to Indonesian as shown in Table 1 [15].

TABLE I. TABLE OF USABILITY SCALE SYSTEM TESTING INSTRUMENTS

No	Statement Items
1	I think I will use this system again
2	I find this system complicated to use
3	I find this system easy to use
4	I need help from someone else or a technician in using this system
5	I feel the features of this system are working properly
6	I feel there are a lot of inconsistent (incompatible) things in this system
7	I feel others will understand how to use this system quickly
8	I find this system confusing
9	I feel there are no obstacles in using this system
10	I need to get used to it first before using this system

At the distribution stage, games that have been made on Unity are exported into files or files with the .APK extension and then saved into smartphone storage so that they can be shared with users who need them and so that installation can be carried out on each user's smartphone.

III. RESULT AND DISCUSS

Usability testing was carried out using the SUS (system usability scale) questionnaire. Testing is carried out online or online through a google form given to 20 respondents with an age limit of 18 to 40 years. First, the respondent will download the application via the link provided, then install and use the application first on each respondent's Android device. The following are examples of some of the views of the applications that have been made shown in Fig. 4 to 7.



Fig. 4. Display of the Application Main Menu

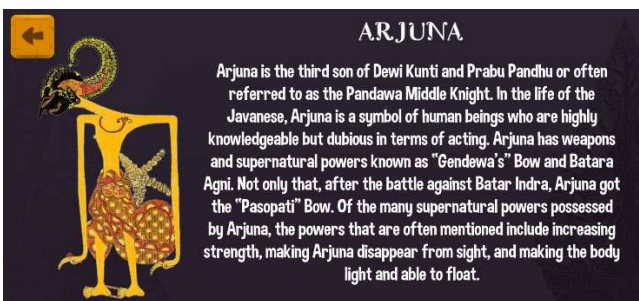


Fig. 5. Display of Puppet Learning Materials

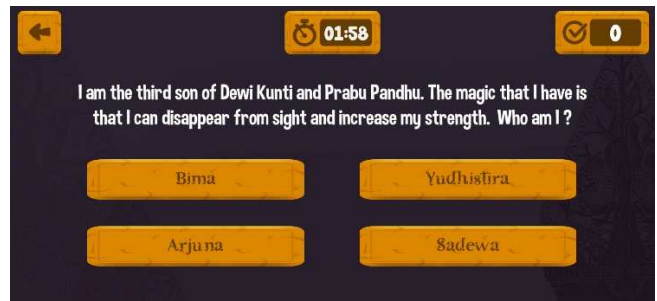


Fig. 6. Display of the Guess Me Game



Fig. 7. Display of the Word Search Game

After the respondent has tried all the features and games in the application, the user can then rate the application using the SUS questionnaire given. Table 2 shows the results of the SUS questionnaire from 20 respondents using a 5-point Likert scale with a value of 1 being Strongly Disagree and 5 being Strongly Agree.

After the respondent has tried all the features and games in the application, the user can then rate the application using the SUS questionnaire given. Table 2 shows the results of the SUS questionnaire from 20 respondents using a 5-point Likert scale with a value of 1 being Strongly Disagree and 5 being Strongly Agree.

TABLE II. RESULTS OF THE SUS QUESTIONNAIRE FOR EACH RESPONDENT

No	Q1	Q2	Q3	Q4	Q5	Q6	Q7	Q8	Q9	Q10
1	4	1	5	1	5	2	5	1	5	1
2	5	1	5	1	4	2	4	1	4	2
3	3	2	4	2	4	2	4	1	4	2
4	4	3	3	1	4	3	4	2	5	5
5	4	2	4	2	4	2	5	2	4	3
6	4	1	5	1	5	1	5	1	5	1
7	4	2	5	2	5	1	5	1	5	1
8	2	2	4	2	2	2	3	2	4	2
9	3	2	4	1	5	2	4	2	4	4
10	4	3	3	4	3	3	4	2	4	2
11	4	2	5	1	4	2	5	2	5	1
12	5	2	5	1	5	2	4	2	2	3
13	5	1	5	1	5	1	5	1	5	3
14	4	3	3	4	3	3	3	3	3	3
15	4	1	5	1	4	2	4	2	5	1

No	Q1	Q2	Q3	Q4	Q5	Q6	Q7	Q8	Q9	Q10
16	4	1	5	1	4	1	4	2	4	4
17	4	2	4	5	4	2	5	1	5	1
18	5	1	5	1	5	1	5	1	5	1
19	3	2	5	1	5	3	5	2	5	2
20	3	4	3	3	2	3	3	4	4	4

Then calculated the value of the questionnaire data system usability scale (SUS). To calculate the score on the SUS has its own rules, namely [14]:

- The value of the odd number statement item is the answer scale minus 1.
- The value of the even number statement item is 5 minus the answer scale.
- The results of the rating scale are 0 - 4 (4 is the best answer).
- The value of the SUS score is by adding up all the results of the scale assessment then multiplying by 2.5.
- The range of scores ranges from 0-100.

Based on these rules, the following is the formula for calculating the SUS score shown in equation 1 [16]:

$$x = \left(\begin{matrix} (Q1-1)+(5-Q2)+(Q3-1)+(5-Q4) \\ + (Q5-1)+(5-Q6)+(Q7-1) \\ + (5-Q8)+(Q9-1)+(5-Q10) \end{matrix} \right) \times 2.5 \quad (1)$$

Description:

x : SUS scores.

Q1-10 : The value of the answer scale for question item number 1-10.

Using this equation, it can be calculated the SUS scores of each respondent which is shown in Table 3.

TABLE III. THE RESULTS OF EACH RESPONDENT'S SUS SCORE CALCULATION

No	Respondent	Score
1	Respondent 1	95
2	Respondent 2	87.5
3	Respondent 3	75
4	Respondent 4	65
5	Respondent 5	75
6	Respondent 6	97.5
7	Respondent 7	92.5
8	Respondent 8	62.5
9	Respondent 9	72.5
10	Respondent 10	60
11	Respondent 11	87.5
12	Respondent 12	77.5
13	Respondent 13	95
14	Respondent 14	50
15	Respondent 15	87.5
16	Respondent 16	80
17	Respondent 17	77.5
18	Respondent 18	100
19	Respondent 19	82.5
20	Respondent 20	42.5
Total		1562.5

Then from the SUS score of each respondent the average score is sought by adding up all scores and dividing by the number of respondents. The following formula for calculating the average SUS score is shown in equation 2 [17]:

$$\bar{x} = \frac{\sum x}{n} \quad (2)$$

Description:

\bar{x} : Average SUS score

$\sum x$: Total SUS score of all respondents

n : Number of respondents

Using this equation, the following details the calculation of the average SUS score

$$\bar{x} = \frac{1562.5}{20} = 78,125$$

In interpreting the calculation results, in the System Usability Scale (SUS) assessment there are three points of view used, namely acceptability, grade scale, and adjective rating. In the interpretation using Acceptability, there are three levels consisting of not acceptable, marginal (low and high), and acceptable. Then the interpretation uses a grade scale consisting of A, B, C, D and F. And in the interpretation using an adjective rating there are six levels, namely worst imaginable, poor, ok, good, excellent, and best imaginable [14].

Based on the calculation results, the average SUS score of 20 respondents was 78.125. The result of the average score of 78.125 can be interpreted using the point of view of acceptability ranges, grade scale, and adjective ratings as shown in Fig.8.

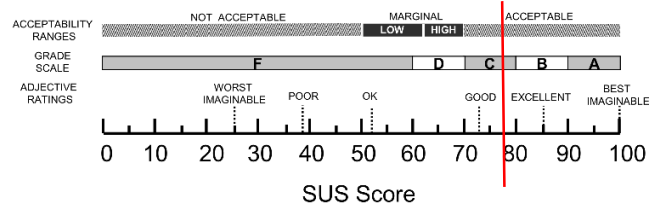


Fig. 8. Usability assessment of Pandavas Puppet Educational Game [18]

It can be seen in Figure 8 that the average score of SUS 78.125 has an Acceptable level of acceptance from the point of view of acceptability ranges. From the point of view of the grade scale, the SUS score obtained has a grade value on the letter "C". Then in terms of adjective ratings, the SUS score obtained has a "Good" rating.

IV. CONCLUSION

From the results of usability testing conducted on 20 respondents using the System Usability Scale questionnaire, the Puppet Character Learning Educational Game had an average SUS score of 78.125.

From this score, it can be interpreted that the application has an "Acceptable" acceptance rate on the acceptability ranges assessment, then has a "C" value on the grade scale assessment and has a "Good" rating on the adjective ratings assessment.

REFERENCES

- [1] A. Kurnianto and F. Limano, "Visual representation of character of wayang kulit purwa in the wayang-based games: Case studies of Kurusetra and Mahabarat warrior games," 2016 1st International Conference on Game, Game Art, and Gamification (ICGGAG), 2016, pp. 1-6, doi: 10.1109/ICGGAG.2016.8052666.
- [2] Andre A, Suliman EH. The Adoption of Multiplayer Online Battle Arena to Introduce Wayang Character. *Journal of Game, Game Art and Gamification*. 2021 Dec 31;6(2):56-66.
- [3] Begoña Gros. Digital Games in Education, *Journal of Research on Technology in Education*, 40:1, 23-38, DOI: 10.1080/15391523.2007.10782494. 2007.
- [4] B. Ramic-Brkic, "Enhancing Progressive Education through the Use of Serious Games," 2018 10th International Conference on Virtual Worlds and Games for Serious Applications (VS-Games), 2018, pp. 1-4, doi: 10.1109/VS-Games.2018.8493422.
- [5] J. Jacobson dan M. Lewis, "Game Engines in Scientific Research," *Commun. Acm*, vol. 45, no. 1, hal. 27-31, 2002.
- [6] W. LinLin, W. YuNu, W. YaJie and C. Guoqiang, "Research on the Surakarta chess game program based on unity 3D," 2017 29th Chinese Control And Decision Conference (CCDC), 2017, pp. 7671-7674, doi: 10.1109/CCDC.2017.7978580..
- [7] J. Nielsen, "Usability 101: Introduction to Usability," 2012. <https://www.nngroup.com/articles/usability-101-introduction-to-usability/>.
- [8] J. Brooke, "SUS: A Retrospective," *J. Usability Stud.*, vol. 8, no. 2, hal. 29-40, 2013.
- [9] P. Moreno-Ger, J. Torrente, Y. G. Hsieh, dan W. T. Lester, "Usability testing for serious games: Making informed design decisions with user data," *Adv. Human-Computer Interact.*, vol. 2012, 2012, doi: 10.1155/2012/369637.
- [10] O. Comber, R. Motschnig, H. Mayer and D. Haselberger, "Engaging Students in Computer Science Education through Game Development with Unity," 2019 IEEE Global Engineering Education Conference (EDUCON), 2019, pp. 199-205, doi: 10.1109/EDUCON.2019.8725135.
- [11] W. A. Septiko, M. A. Akbar, dan T. Afirianto, "Pengembangan Game Edukasi Platformer Kisah Gajah Mada Menyatukan Nusantara Menggunakan Metode Iterative With Rapid Prototyping," *J. Pengemb. Teknol. Inf. dan Ilmu Komput. Univ. Brawijaya*, vol. 2, no. 12, hal. 5983-5989, 2018.
- [12] I. K. Herry Saptiawan, I Gede Suardika, dan I. M. Rudita, "Game Edukasi Puzzle Pengenalan Alat Musik Tradisional Bali Berbasis Android," *J. Fasilkom*, vol. 11, no. 1, hal. 1-6, 2021, doi: 10.37859/jf.v11i1.2526.
- [13] P. Ambarwati dan P. S. Darmawel, "Implementasi Multimedia Development Life Cycle Pada Aplikasi Media Pembelajaran Untuk Anak Tunagrahita," *Maj. Ilm. UNIKOM*, vol. 18, no. 2, hal. 51-58, 2020, doi: 10.34010/miu.v18i2.3936.
- [14] U. Ependi, T. B. Kurniawan, dan F. Panjaitan, "System Usability Scale Vs Heuristic Evaluation: a Review," *Simetris J. Tek. Mesin, Elektro dan Ilmu Komput.*, vol. 10, no. 1, hal. 65-74, 2019, doi: 10.24176/simet.v10i1.2725.
- [15] Z. Sharfina dan H. B. Santoso, "An Indonesian adaptation of the System Usability Scale (SUS)," 2016 *Int. Conf. Adv. Comput. Sci. Inf. Syst. ICACSIS 2016*, hal. 145-148, 2017, doi: 10.1109/ICACSIS.2016.7872776.
- [16] I. H. N. Aprilia, P. I. Santosa, dan R. Ferdiana, "Pengujian Usability Website Menggunakan System Usability Scale," *J. IPTEK-KOM*, vol. 17, no. 1, hal. 31-38, 2015.
- [17] H. Rachmi dan S. Nurwahyuni, "Pengujian Usability Lokamedia Website Menggunakan System Usability Scale," *Al-Khidmah*, vol. 1, no. 2, hal. 86-92, 2018.
- [18] A. Bangor, P. Kortum, dan J. Miller, "Determining what individual SUS scores mean: adding an adjective rating scale," *J. usability Stud.*, vol. 4, no. 3, hal. 114-123, 2009.