

**LEMBAR**  
**HASIL PENILAIAN SEJAWAT SEBIDANG ATAU PEER REVIEW**  
**KARYA ILMIAH : JURNAL ILMIAH**

Judul Jurnal Ilmiah (Artikel) : Polyaniline Modified Natural Zeolite as Adsorbent for Chromium (III) Metal Ion  
 Jumlah Penulis : 3 orang  
 Status Pengusul : Penulis Korespondensi  
 Identitas Jurnal Ilmiah : a. Nama Jurnal : Jurnal Kimia Sains dan Aplikasi  
 b. Nomor ISSN : 1410-8917  
 c. Vol, No., Bln Thn : vol. 22, no. 6, pp. 292-298, Nov. 2019.  
 d. Penerbit : Kimia FSM Undip  
 e. DOI artikel (jika ada) : [10.14710/jksa.22.6.292-298](https://doi.org/10.14710/jksa.22.6.292-298)  
 f. Alamat web jurnal : <https://ejournal.undip.ac.id/index.php/ksa/index>  
 Alamat Artikel : <https://ejournal.undip.ac.id/index.php/ksa/article/view/25002/16153>  
 Url Turnitin: (4%)  
[http://eprints.undip.ac.id/80669/5/C5\\_Polyaniline\\_Modified\\_Natural\\_Zeolite\\_as\\_Adsorbent\\_for\\_Chromium\(III\)\\_Metal\\_Ion.pdf](http://eprints.undip.ac.id/80669/5/C5_Polyaniline_Modified_Natural_Zeolite_as_Adsorbent_for_Chromium(III)_Metal_Ion.pdf)  
 g. Terindex : Jurnal Nasional Terakreditasi (Sinta 2)

Kategori Publikasi Jurnal Ilmiah : ☐ Jurnal Ilmiah Internasional  
 (beri ✓ pada kategori yang tepat) ☒ Jurnal Ilmiah Nasional Terakreditasi  
☐ Jurnal Ilmiah Nasional Tidak Terakreditasi


Hasil Penilaian *Peer Review*:

Komponen Yang Dinilai	Nilai Maksimal Jurnal Ilmiah			Nilai Akhir Yang Diperoleh
	Internasional <input type="checkbox"/>	Nasional Terakreditasi <input checked="" type="checkbox"/>	Nasional Tidak Terakreditasi <input type="checkbox"/>	
a. Kelengkapan unsur isi jurnal (10%)		2,5		2,5
b. Ruang lingkup dan kedalaman pembahasan (30%)		7,5		7,4
c. Kecukupan dan kemutakhiran data/informasi dan metodologi (30%)		7,5		7,5
d. Kelengkapan unsur dan kualitas terbitan/jurnal (30%)		7,5		7,4
<b>Total = (100%)</b>		<b>25,0</b>		<b>24,8</b>
<b>Penulis Korespondensi: <math>0,4 \times 24,8 = 9,92</math></b>				

**Catatan Penilaian artikel oleh Reviewer:**

- Kesesuaian dan kelengkapan unsur isi jurnal:**  
Isi jurnal mulai dari pendahuluan, motologi hasil dan pembahasan serta kesimpulan sudah lengkap dan sesuai. Nilai 2,5
- Ruang lingkup dan kedalaman pembahasan:**  
Pembahasan lengkap dan detil, disertai dengan referensi yang memadai. Nilai 7,4
- Kecukupan dan kemutakhiran data/informasi dan metodologi:**  
Data yang digunakan untuk pembahasan cukup lengkap dan digunakan metode yang cukup mutakhir dan didukung dengan referensi yang sesuai. Nilai 7,5
- Kelengkapan unsur dan kualitas terbitan:**  
Kelengkapan unsur dan kualitas terbitan baik, namun ada gambar yang perlu diperjelas tampilannya lagi. Nilai 7,4

Semarang, 27 Maret 2020  
 Reviewer 1



Dr. Bambang Cahyono  
 NIP. 196303161988101001  
 Unit Kerja : Departemen Kimia FSM UNDIP

**LEMBAR**  
**HASIL PENILAIAN SEJAWAT SEBIDANG ATAU PEER REVIEW**  
**KARYA ILMIAH : JURNAL ILMIAH**

Judul Jurnal Ilmiah (Artikel) : Polyaniline Modified Natural Zeolite as Adsorbent for Chromium (III) Metal Ion  
 Jumlah Penulis : 3 orang  
 Status Pengusul : Penulis Korespondensi  
 Identitas Jurnal Ilmiah : a. Nama Jurnal : Jurnal Kimia Sains dan Aplikasi  
 b. Nomor ISSN : 1410-8917  
 c. Vol, No., Bln Thn : vol. 22, no. 6, pp. 292-298, Nov. 2019.  
 d. Penerbit : Kimia FSM Undip  
 e. DOI artikel (jika ada) : [10.14710/jksa.22.6.292-298](https://doi.org/10.14710/jksa.22.6.292-298)  
 f. Alamat web jurnal : <https://ejournal.undip.ac.id/index.php/ksa/index>  
 Alamat Artikel : <https://ejournal.undip.ac.id/index.php/ksa/article/view/25002/16153>  
 Url Turnitin: (4%)  
[http://eprints.undip.ac.id/80669/5/C5\\_Polyaniline\\_Modified\\_Natural\\_Zeolite\\_as\\_Adsorbent\\_for\\_Chromium\(III\)\\_Metal\\_Ion.pdf](http://eprints.undip.ac.id/80669/5/C5_Polyaniline_Modified_Natural_Zeolite_as_Adsorbent_for_Chromium(III)_Metal_Ion.pdf)  
 g. Terindex : Jurnal Nasional Terakreditasi (Sinta 2)

Kategori Publikasi Jurnal Ilmiah : ☐ Jurnal Ilmiah Internasional  
 (beri ✓ pada kategori yang tepat) ☒ Jurnal Ilmiah Nasional Terakreditasi  
☐ Jurnal Ilmiah Nasional Tidak Terakreditasi

Hasil Penilaian *Peer Review*:

Komponen Yang Dinilai	Nilai Maksimal Jurnal Ilmiah			Nilai Akhir Yang Diperoleh
	Internasional <input type="checkbox"/>	Nasional Terakreditasi <input checked="" type="checkbox"/>	Nasional Tidak Terakreditasi <input type="checkbox"/>	
a. Kelengkapan unsur isi jurnal (10%)		2,5		2,5
b. Ruang lingkup dan kedalaman pembahasan (30%)		7,5		7,5
c. Kecukupan dan kemutakhiran data/informasi dan metodologi (30%)		7,5		7
d. Kelengkapan unsur dan kualitas terbitan/jurnal (30%)		7,5		7
<b>Total = (100%)</b>		<b>25,0</b>		<b>24</b>
<b>Penulis Korespondensi: 0,4 x 24 = 9,6</b>				

**Catatan Penilaian artikel oleh Reviewer:**

- Kesesuaian dan kelengkapan unsur isi jurnal:**  
 Lengkap dan sesuai unsur isi jurnal nasional terakreditasi. Nilai 2,5
- Ruang lingkup dan kedalaman pembahasan:**  
 Ruang lingkup artikel ini adalah zeolit alam modifikasi sebagai adsorben Cr(III) dengan kebaruan modifikasi dengan polyaniline. Perubahan diulas lengkap disertai referensi pendukungnya. Nilai 7,5
- Kecukupan dan kemutakhiran data/informasi dan metodologi:**  
 Kecukupan data sangat tinggi, referensi lebih dari 10 th hanya 10%.  
 Metodologi disajikan dengan jelas sehingga bisa diulang peneliti lain. Nilai 7
- Kelengkapan unsur dan kualitas terbitan:**  
 Unsur terbitan lengkap, kualitas terbitan ada yang typo dan referensi tidak lengkap. Nilai 7

Semarang, 20 Maret 2020  
 Reviewer 2

Drs. Gunawan, M.Si, Ph.D  
 NIP.196408251991031001  
 Unit Kerja : Departemen Kimia FSM UNDIP

**LEMBAR**  
**HASIL PENILAIAN SEJAWAT SEBIDANG ATAU PEER REVIEW**  
**KARYA ILMIAH : JURNAL ILMIAH**

Judul Jurnal Ilmiah (Artikel) : Polyaniline Modified Natural Zeolite as Adsorbent for Chromium (III) Metal Ion  
 Jumlah Penulis : 3 orang  
 Status Pengusul : Penulis Korespondensi  
 Identitas Jurnal Ilmiah : a. Nama Jurnal : Jurnal Kimia Sains dan Aplikasi  
 b. Nomor ISSN : 1410-8917  
 c. Vol, No., Bln Thn : vol. 22, no. 6, pp. 292-298, Nov. 2019.  
 d. Penerbit : Kimia FSM Undip  
 e. DOI artikel (jika ada) : [10.14710/jksa.22.6.292-298](https://doi.org/10.14710/jksa.22.6.292-298)  
 f. Alamat web jurnal : <https://ejournal.undip.ac.id/index.php/ksa/index>  
 Alamat Artikel : <https://ejournal.undip.ac.id/index.php/ksa/article/view/25002/16153>  
 Url Turnitin: (4%)  
[http://eprints.undip.ac.id/80669/5/C5\\_Polyaniline\\_Modified\\_Natural\\_Zeolite\\_as\\_Adsorbent\\_for\\_Chromium\(III\)\\_Metal\\_Ion.pdf](http://eprints.undip.ac.id/80669/5/C5_Polyaniline_Modified_Natural_Zeolite_as_Adsorbent_for_Chromium(III)_Metal_Ion.pdf)  
 g. Terindex : Jurnal Nasional Terakreditasi (Sinta 2)

Kategori Publikasi Jurnal Ilmiah : ☐ Jurnal Ilmiah Internasional  
 (beri ✓ pada kategori yang tepat) ☒ Jurnal Ilmiah Nasional Terakreditasi  
☐ Jurnal Ilmiah Nasional Tidak Terakreditasi

Hasil Penilaian *Peer Review* :

Komponen Yang Dinilai	Nilai Reviewer		Nilai Rata-rata
	Reviewer I	Reviewer II	
a. Kelengkapan unsur isi jurnal (10%)	2,5	2,5	2,5
b. Ruang lingkup dan kedalaman pembahasan (30%)	7,4	7,5	7,45
c. Kecukupan dan kemutakhiran data/informasi dan metodologi (30%)	7,5	7	7,25
d. Kelengkapan unsur dan kualitas terbitan/jurnal (30%)	7,4	7	7,2
<b>Total = (100%)</b>	<b>24,8</b>	<b>24</b>	<b>24,4</b>
<b>Penulis Korespondensi (rata-rata): <math>0,4 \times 24,4 = 9,76</math></b>			

Semarang, 27 Maret 2020

Reviewer 2



Drs. Gunawan, M.Si, Ph.D  
 NIP.196408251991031001  
 Unit Kerja : Departemen Kimia FSM UNDIP

Reviewer 1



Dr. Bambang Cahyono, MS  
 NIP. 196303161988101001  
 Unit Kerja : Departemen Kimia FSM UNDIP



**Jurnal Kimia  
Sains & Aplikasi**

# Jurnal Kimia Sains & Aplikasi

Journal of Scientific & Applied Chemistry

ISSN: 1410-8917  
e-ISSN: 2597-9914

Accredited by the Ministries of Research,  
Technology and Higher Education  
No: 3/E/KPT/2019




## RECENT NEWS

Starting in 2020, JKSA is published every month (<https://ejournal.undip.ac.id/index.php/ksa/announcement/view/253>)

## Accreditation



(<http://garuda.ristekbrin.go.id/journal/view/1294>)

Currently, JKSA has Sinta-2 accreditation based on Ministry of Research, Technology and Higher Education Decree **No:3/E/KPT/2019**  
(<https://drive.google.com/file/d/1dIIBJgzWISn4NgzJu9r-M22WNk2xTnHj/view?usp=sharing>)



## Journal Profile

Last update: 7th April 2020

Number of documents: 447

Number of citations: 540



Search

Browse

- **By Issue** (<https://ejournal.undip.ac.id/index.php/ksa/issue/archive>)
- **By Author** (<https://ejournal.undip.ac.id/index.php/ksa/search/authors>)
- **By Title** (<https://ejournal.undip.ac.id/index.php/ksa/search/titles>)
- **Other Journals** (<https://ejournal.undip.ac.id/index.php/index/search>)
- **Categories** (<https://ejournal.undip.ac.id/index.php/index/search/categories>)

**Current issue: Vol 23, No 3 (2020): Volume 23 Issue 3 Year 2020**  
 (<https://ejournal.undip.ac.id/index.php/ksa/issue/current>) | **Archives**  
 (<https://ejournal.undip.ac.id/index.php/ksa/issue/archive>) | **Start Submission**  
 (<https://ejournal.undip.ac.id/index.php/ksa/about/submissions>)



Jurnal Kimia Sains dan Aplikasi (p-ISSN: [1410-8917](http://u.lipi.go.id/1180430817) (<http://u.lipi.go.id/1180430817>)) and e-ISSN: [2597-9914](http://u.lipi.go.id/1505120918) (<http://u.lipi.go.id/1505120918>)) is an open access and peer reviewed journal published by Department of Chemistry, Diponegoro University. This journal is published every month, twelve times per year in the end of month. JKSA publishes research papers, review and short communication in field of Chemistry.

Jurnal Kimia Sains dan Aplikasi accept articles written in Bahasa Indonesia and English (preferable). Although we accept the manuscript in Indonesian, however we encourage the authors to write manuscripts in English hence the reader's reach becomes wider

Jurnal Kimia Sains dan Aplikasi has been indexed in **Sinta S2** (<http://sinta2.ristekdikti.go.id/journals/detail?id=3652>), **Google Scholar** ([https://scholar.google.co.id/citations?view\\_op=list\\_works&hl=en&user=fzjW0kgAAAAJ](https://scholar.google.co.id/citations?view_op=list_works&hl=en&user=fzjW0kgAAAAJ)), **Neliti.com** (<https://www.neliti.com/journals/jurnal-kimia-sains-dan-aplikasi>), **BASE (Bielefeld Academic Search Engine)** (<https://www.base-search.net/Search/Results?lookfor=dccoll%3Aftundipojs+url%3Aksa&refid=dclink>), **Indonesian** (<http://onesearch.id/>), **One Search** (<http://onesearch.id/Search/Results?type=AllFields&filter%5B%5D=repold%3A%22IOS5504%22&sort=relevance>), **Crossref** (<https://search.crossref.org/?publication=Jurnal+Kimia+Sains+dan+Aplikasi&q=jurnal+kimia+sains+dan+aplikasi&sort=year>), **1findr** (<https://1findr.1science.com/search?query=%22jurnal%20kimia%20sains%20dan%20aplikasi%22>), **WorldCat** ([https://www.worldcat.org/search?q=%22jurnal+kimia+sains+dan+aplikasi%22&fq=&dblist=638&qt=sort&se=yr&sd=desc&qt=sort\\_yr\\_desc](https://www.worldcat.org/search?q=%22jurnal+kimia+sains+dan+aplikasi%22&fq=&dblist=638&qt=sort&se=yr&sd=desc&qt=sort_yr_desc)), **Dimensions** ([https://app.dimensions.ai/discover/publication?or\\_facet\\_journal=jour.1321534](https://app.dimensions.ai/discover/publication?or_facet_journal=jour.1321534)), **PKPIIndex** (<http://index.pkp.sfu.ca/>), **Garuda - Garba Rujukan Digital** (<http://garuda.ristekdikti.go.id/journal/view/1294>), **Cassi** ([http://cassi.cas.org/publication.jsp?P=LglBQf5Q2NQyz133K\\_U3zLPXfcr-WXfm6vidnOCthgsNyNg1lmezLPXfcr-WXfm5Bllq8XcUjhmKOWtYxzmzLPXfcr-WXfm2oUeXfV2TxCMRMHAXnfqA](http://cassi.cas.org/publication.jsp?P=LglBQf5Q2NQyz133K_U3zLPXfcr-WXfm6vidnOCthgsNyNg1lmezLPXfcr-WXfm5Bllq8XcUjhmKOWtYxzmzLPXfcr-WXfm2oUeXfV2TxCMRMHAXnfqA)), **Microsoft Academic** (<https://academic.microsoft.com/#/detail/2883313515>), **ROAD** (<https://portal.issn.org/resource/issn/2597-9914>), **Scilit** (<https://www.scilit.net/journals/1579377>), **Harvard Library** ([https://hollis.harvard.edu/primo-explore/search?query=any,contains,jurnal%20kimia%20sains%20dan%20aplikasi&tab=everything&search\\_scope=everything&vid=HVD2&lang=en\\_US&offset=0](https://hollis.harvard.edu/primo-explore/search?query=any,contains,jurnal%20kimia%20sains%20dan%20aplikasi&tab=everything&search_scope=everything&vid=HVD2&lang=en_US&offset=0)), **Sherpa-Romeo** (<http://sherpa.ac.uk/romeo/search.php?source=journal&sourceid=29034&la=en&flDnum=&mode=simple>), **Semantic Scholar** (<https://www.semanticscholar.org/search?q=%22Jurnal%20Kimia%20Sains%20dan%20Aplikasi%22&sort=relevance&page=2>)

**Profile (#tabStatistics)****Contact (#tabContact)**

- 2020 +

Columns

Stack columns

Lines

3D

OFF

Monthly

Yearly

Countries

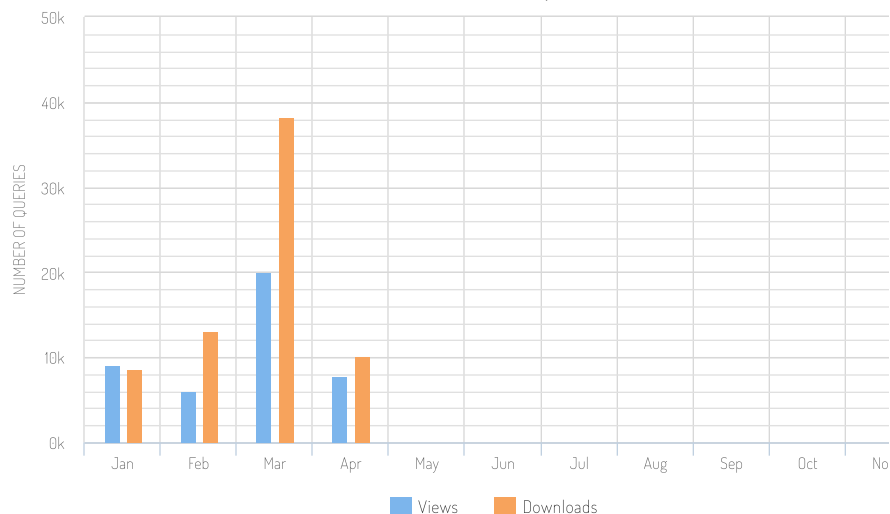
Articles (Download)

Articles (Abstract)

Issues

### DOWNLOADS AND ARTICLE ABSTRACT PAGE VIEWS IN 2020

For months of the year



### Editorial Policies

- **Focus and Scope** (<https://ejournal.undip.ac.id/index.php/ksa/about/editorialPolicies#focusAndScope>)
- **Section Policies** (<https://ejournal.undip.ac.id/index.php/ksa/about/editorialPolicies#sectionPolicies>)
- **Peer Review Process / Policy** (<https://ejournal.undip.ac.id/index.php/ksa/about/editorialPolicies#peerReviewProcess>)
- **Article Processing Charges** (<https://ejournal.undip.ac.id/index.php/ksa/about/editorialPolicies#custom-0>)
- **Publication Ethics and Malpractice Statement** (<https://ejournal.undip.ac.id/index.php/ksa/about/editorialPolicies#custom-1>)
- **Content Licence** (<https://ejournal.undip.ac.id/index.php/ksa/about/editorialPolicies#custom-2>)
- **Indexing** (<https://ejournal.undip.ac.id/index.php/ksa/about/editorialPolicies#custom-3>)
- **Open Access Policy** (<https://ejournal.undip.ac.id/index.php/ksa/about/editorialPolicies#openAccessPolicy>)
- **Privacy Statement** (<https://ejournal.undip.ac.id/index.php/ksa/about/submissions#privacyStatement>)

### About the Journal

- **Editorial Team** (<https://ejournal.undip.ac.id/index.php/ksa/about/editorialTeam>)
- **Peer Reviewers** (<https://ejournal.undip.ac.id/index.php/ksa/about/displayMembership/422/1>)
- **Publisher** (<https://ejournal.undip.ac.id/index.php/ksa/about/journalSponsorship>)
- **Journal History** (<https://ejournal.undip.ac.id/index.php/ksa/about/history>)
- **Article Metrics** (<https://ejournal.undip.ac.id/index.php/ksa/statistics>)
- **Contact** (<https://ejournal.undip.ac.id/index.php/ksa/about/contact>)

### Archives

- **Vol 23, No 3 (2020): Volume 23 Issue 3 Year 2020** (<https://ejournal.undip.ac.id/index.php/ksa/issue/view/2771>)
- **Vol 23, No 2 (2020): Volume 23 Issue 2 Year 2020** (<https://ejournal.undip.ac.id/index.php/ksa/issue/view/2758>)
- **Vol 23, No 1 (2020): Volume 23 Issue 1 Year 2020** (<https://ejournal.undip.ac.id/index.php/ksa/issue/view/2745>)
- **Vol 22, No 6 (2019): Volume 22 Issue 6 Year 2019** (<https://ejournal.undip.ac.id/index.php/ksa/issue/view/2695>)
- **See complete issues** (<https://ejournal.undip.ac.id/index.php/ksa/issue/archive>)

### Others

- **About this Publishing System** (<https://ejournal.undip.ac.id/index.php/ksa/about/aboutThisPublishingSystem>)
- **For Readers** (<https://ejournal.undip.ac.id/index.php/ksa/information/readers>)
- **For Authors** (<https://ejournal.undip.ac.id/index.php/ksa/information/authors>)
- **For Librarians** (<https://ejournal.undip.ac.id/index.php/ksa/information/librarians>)

Visitor: 99537 (<http://statcounter.com/p11625216/?quest=1>) View My Stats (<http://statcounter.com/p11625216/?quest=1>)

Jurnal Kimia Sains dan Aplikasi is indexed in:



(<http://sinta.ristekbrin.go.id/journals/detail?id=3652>)



([https://scholar.google.co.id/citations?view\\_op=list\\_works&hl=en&user=fzjW0kgAAAAJ](https://scholar.google.co.id/citations?view_op=list_works&hl=en&user=fzjW0kgAAAAJ))



(<https://www.neliti.com/journals/jurnal-kimia-sains-dan-aplikasi>)



(<https://www.base-search.net/Search/Results?lookfor=dccoll%3Aftundipojs&url%3Aksa&refid=dcLink>)



(<http://onesearch.id/Search/Results?type=AllFields&filter%5B%5D=repold%3A%22IOS5504%22&sort=relevance>)



(<https://search.crossref.org/?publication=Jurnal+Kimia+Sains+dan+Aplikasi&q=jurnal+kimia+sains+dan+aplikasi&sort=year>)



(<https://1findr.1science.com/search?query=%22jurnal%20kimia%20sains%20dan%20aplikasi%22>)



([https://www.worldcat.org/search?q=%22jurnal+kimia+sains+dan+aplikasi%22&fq=&dblist=638&qt=sort&se=yr&sd=desc&qt=sort\\_yr\\_desc](https://www.worldcat.org/search?q=%22jurnal+kimia+sains+dan+aplikasi%22&fq=&dblist=638&qt=sort&se=yr&sd=desc&qt=sort_yr_desc))



([https://app.dimensions.ai/discover/publication?or\\_facet\\_journal=jour.1321534](https://app.dimensions.ai/discover/publication?or_facet_journal=jour.1321534))



(<http://garuda.ristekbrin.go.id/journal/view/1294>)



([http://cassi.cas.org/publication.jsp?P=LgIBQf5Q2N0yz133K\\_1l3zLPXfcr-WXflm6vidnOCthgsNyNg1ImezLPXfcr-WXfmSBikq8XcUjhmk0WtYxmzLPXfcr-WXfm2oUeXfV2TxCMRMHAXnfqA](http://cassi.cas.org/publication.jsp?P=LgIBQf5Q2N0yz133K_1l3zLPXfcr-WXflm6vidnOCthgsNyNg1ImezLPXfcr-WXfmSBikq8XcUjhmk0WtYxmzLPXfcr-WXfm2oUeXfV2TxCMRMHAXnfqA))



(<https://academic.microsoft.com/#/detail/2883313515>)



(<https://portal.issn.org/resource/issn/2597-9914>)



(<https://www.scilit.net/journals/1579377>)



([https://hollis.harvard.edu/primo-explore/search?query=any,contains,jurnal%20kimia%20sains%20dan%20aplikasi&tab=everything&search\\_scope=everything&vid=HVD2&lang=en\\_US&offset=0](https://hollis.harvard.edu/primo-explore/search?query=any,contains,jurnal%20kimia%20sains%20dan%20aplikasi&tab=everything&search_scope=everything&vid=HVD2&lang=en_US&offset=0))



(<http://sherpa.ac.uk/romeo/search.php?source=journal&sourceid=29034&la=en&flDnum=1&mode=simple>)



Semantic Scholar

(<https://www.semanticscholar.org/search?q=%22Jurnal%20Kimia%20Sains%20dan%20Aplikasi%22&sort=relevance&page=2>)



(<http://creativecommons.org/licenses/by-sa/4.0/>). This work is licensed under a [Creative Commons Attribution-ShareAlike 4.0 International License](http://creativecommons.org/licenses/by-sa/4.0/) (<http://creativecommons.org/licenses/by-sa/4.0/>).

Copyright ©2020 Universitas Diponegoro (<https://www.undip.ac.id>). Powered by [Public Knowledge Project OJS](https://pkp.sfu.ca/ojs/) (<https://pkp.sfu.ca/ojs/>) and [Mason Publishing OJS theme](https://github.com/masonpublishing/OJS-Theme) (<https://github.com/masonpublishing/OJS-Theme>).

Browse

- [By Issue \(https://ejournal.undip.ac.id/index.php/ksa/issue/archive\)](https://ejournal.undip.ac.id/index.php/ksa/issue/archive)
- [By Author \(https://ejournal.undip.ac.id/index.php/ksa/search/authors\)](https://ejournal.undip.ac.id/index.php/ksa/search/authors)
- [By Title \(https://ejournal.undip.ac.id/index.php/ksa/search/titles\)](https://ejournal.undip.ac.id/index.php/ksa/search/titles)
- [Other Journals \(https://ejournal.undip.ac.id/index.php/index/search\)](https://ejournal.undip.ac.id/index.php/index/search)
- [Categories \(https://ejournal.undip.ac.id/index.php/index/search/categories\)](https://ejournal.undip.ac.id/index.php/index/search/categories)

People > [Editorial Team \(https://ejournal.undip.ac.id/index.php/ksa/about/editorialTeam\)](https://ejournal.undip.ac.id/index.php/ksa/about/editorialTeam) | [Peer Reviewers \(https://ejournal.undip.ac.id/index.php/ksa/about/displayMembership/422/1\)](https://ejournal.undip.ac.id/index.php/ksa/about/displayMembership/422/1)

## Editorial Team

### Editor in Chief



**Dr. Adi Darmawan** (ScopusID: [55953897600](http://www.scopus.com/authid/detail.uri?authorId=55953897600) (<http://www.scopus.com/authid/detail.uri?authorId=55953897600>))  
[ID \(http://orcid.org/0000-0001-5744-5789\)](http://orcid.org/0000-0001-5744-5789) Chemistry Department, Faculty of Sciences and Mathematics, Diponegoro University Jl. Prof. Soedarto, SH., Tembalang, Semarang, Indonesia

### Associate editors



**Dr. Amin Fatoni** (ScopusID: [55488648900](http://www.scopus.com/authid/detail.uri?authorId=55488648900) (<http://www.scopus.com/authid/detail.uri?authorId=55488648900>))  
[ID \(http://orcid.org/0000-0002-6550-2461\)](http://orcid.org/0000-0002-6550-2461) Department of Chemistry, Faculty of Mathematics and Natural Sciences, Universitas Jenderal Soedirman, Purwokerto, Indonesia



**Dr. Choiril Azmiyawati** (ScopusID: [55543514300](http://www.scopus.com/authid/detail.uri?authorId=55543514300) (<http://www.scopus.com/authid/detail.uri?authorId=55543514300>))  
[ID \(http://orcid.org/0000-0002-4143-9832\)](http://orcid.org/0000-0002-4143-9832) Chemistry Department, Faculty of Sciences and Mathematics, Diponegoro University Jl. Prof. Soedarto, SH., Tembalang, Semarang, Indonesia

**Didik Setiyo Widodo** (ScopusID: [57195404137](http://www.scopus.com/authid/detail.uri?authorId=57195404137) (<http://www.scopus.com/authid/detail.uri?authorId=57195404137>))  
[ID \(http://orcid.org/0000-0001-8411-9700\)](http://orcid.org/0000-0001-8411-9700) Chemistry Department, Faculty of Sciences and Mathematics, Diponegoro University Jl. Prof. Soedarto, SH., Tembalang, Semarang, Indonesia



**Dr Fitria Rahmawati** (ScopusID: [36053591500](http://www.scopus.com/authid/detail.uri?authorId=36053591500) (<http://www.scopus.com/authid/detail.uri?authorId=36053591500>))  
[ID \(http://orcid.org/0000-0002-3145-9063\)](http://orcid.org/0000-0002-3145-9063) Department of Chemistry, Faculty of Mathematics and Natural Sciences, Sebelas Maret University, Indonesia



**Dr Gaurav A Bhaduri** (ScopusID: [28367493600](http://www.scopus.com/authid/detail.uri?authorId=28367493600) (<http://www.scopus.com/authid/detail.uri?authorId=28367493600>))  
[ID \(http://orcid.org/0000-0002-7714-8877\)](http://orcid.org/0000-0002-7714-8877) Indian Institute of Technology Jammu (IIT JMU), India



**Dr. Guozhao Ji** (ScopusID: [55262553900](http://www.scopus.com/authid/detail.uri?authorId=55262553900) (<http://www.scopus.com/authid/detail.uri?authorId=55262553900>))  
 School of Environmental Science and Technology, Dalian University of Technology Dalian, Liaoning, China



**Dr. Ibrahim A. I. Hassan** (ScopusID: [55652057500](http://www.scopus.com/authid/detail.uri?authorId=55652057500) (<http://www.scopus.com/authid/detail.uri?authorId=55652057500>))  
 Department of Chemistry, South Valley University Qena, Egypt, Egypt



**Dr. Mukhammad Asy'ari** (ScopusID: [56117266100](http://www.scopus.com/authid/detail.uri?authorId=56117266100) (<http://www.scopus.com/authid/detail.uri?authorId=56117266100>))  
[ID \(http://orcid.org/0000-0002-3489-1644\)](http://orcid.org/0000-0002-3489-1644) Chemistry Department, Faculty of Sciences and Mathematics, Diponegoro University Jl. Prof. Soedarto, SH., Tembalang, Semarang, Indonesia




**Dr. Mus'ab Abdul Razak** (ScopusID: [38961852200](http://www.scopus.com/authid/detail.uri?authorId=38961852200) (<http://www.scopus.com/authid/detail.uri?authorId=38961852200>))  
[ID \(http://orcid.org/0000-0001-5120-1345\)](http://orcid.org/0000-0001-5120-1345) Department of Chemical and Environmental Engineering, Faculty of Engineering, Universiti Putra Malaysia, Malaysia






**Dr. Nor Basid Adiwibawa Prasetya** (ScopusID: [56574376400](https://www.scopus.com/authid/detail.uri?authorId=56574376400))  
(<http://www.scopus.com/authid/detail.uri?authorId=56574376400>).

 (<http://orcid.org/0000-0002-6956-3667>), Chemistry Department, Faculty of Sciences and Mathematics, Diponegoro University Jl. Prof. Soedarto, SH., Tembalang, Semarang, Indonesia



**Dr. Yayuk Astuti** (ScopusID: [57100033100](http://www.scopus.com/authid/detail.uri?authorId=57100033100)) (<http://www.scopus.com/authid/detail.uri?authorId=57100033100>).

 (<http://orcid.org/0000-0002-2107-3829>), Chemistry Department, Faculty of Sciences and Mathematics, Diponegoro University Jl. Prof. Soedarto, SH., Tembalang, Semarang, Indonesia

Visitor: 99539 (<http://statcounter.com/p11625216/?guest=1>) View My Stats (<http://statcounter.com/p11625216/?guest=1>)

Jurnal Kimia Sains dan Aplikasi is indexed in:



(<http://sinta.ristekbrin.go.id/journals/detail?id=3652>)



([https://scholar.google.co.id/citations?](https://scholar.google.co.id/citations?view_op=list_works&hl=en&user=fzjW0kgAAAAJ)

[view\\_op=list\\_works&hl=en&user=fzjW0kgAAAAJ](https://scholar.google.co.id/citations?view_op=list_works&hl=en&user=fzjW0kgAAAAJ))



(<https://www.neliti.com/journals/jurnal-kimia-sains-dan-aplikasi>)



(<https://www.base-search.net/Search/Results?lookfor=dccoll%3Aftundipoj&url%3Aksa&refid=dclink>)



([http://onesearch.id/Search/Results?](http://onesearch.id/Search/Results?type=AllFields&filter%5B%5D=repold%3A%22IOS5504%22&sort=relevance)

[type=AllFields&filter%5B%5D=repold%3A%22IOS5504%22&sort=relevance](http://onesearch.id/Search/Results?type=AllFields&filter%5B%5D=repold%3A%22IOS5504%22&sort=relevance))



([https://search.crossref.org/?](https://search.crossref.org/?publication=Jurnal+Kimia+Sains+dan+Aplikasi&q=jurnal+kimia+sains+dan+aplikasi&sort=year)

[publication=Jurnal+Kimia+Sains+dan+Aplikasi&q=jurnal+kimia+sains+dan+aplikasi&sort=year](https://search.crossref.org/?publication=Jurnal+Kimia+Sains+dan+Aplikasi&q=jurnal+kimia+sains+dan+aplikasi&sort=year))



([https://1findr.1science.com/search?](https://1findr.1science.com/search?query=%22jurnal%20kimia%20sains%20dan%20aplikasi%22)

[query=%22jurnal%20kimia%20sains%20dan%20aplikasi%22](https://1findr.1science.com/search?query=%22jurnal%20kimia%20sains%20dan%20aplikasi%22))



([https://www.worldcat.org/search?](https://www.worldcat.org/search?q=%22jurnal+kimia+sains+dan+aplikasi%22&fq=&dblist=638&q=sort&se=yr&sd=desc&q=sort_yr_desc)

[g=%22jurnal+kimia+sains+dan+aplikasi%22&fq=&dblist=638&q=sort&se=yr&sd=desc&q=sort\\_yr\\_desc](https://www.worldcat.org/search?q=%22jurnal+kimia+sains+dan+aplikasi%22&fq=&dblist=638&q=sort&se=yr&sd=desc&q=sort_yr_desc))



([https://app.dimensions.ai/discover/publication?or\\_facet\\_journal=jour.1321534](https://app.dimensions.ai/discover/publication?or_facet_journal=jour.1321534))



(<http://garuda.ristekbrin.go.id/journal/view/1294>)



([http://cassi.cas.org/publication.jsp?P=LgLBQf5QzNOyz133K\\_1l3zLPXfcr-WXflm6vidnOCthgsNyNg1lmezLPXfcr-WXfmSBlkq8XcUjhmk0WtYxmzLPXfcr-WXfm2oUeXfV2TxCmRMHAXnfqA](http://cassi.cas.org/publication.jsp?P=LgLBQf5QzNOyz133K_1l3zLPXfcr-WXflm6vidnOCthgsNyNg1lmezLPXfcr-WXfmSBlkq8XcUjhmk0WtYxmzLPXfcr-WXfm2oUeXfV2TxCmRMHAXnfqA))



(<https://academic.microsoft.com/#/detail/2883313515>)



(<https://portal.issn.org/resource/issn/2597-9914>)



(<https://www.scilit.net/journals/1579377>)



([https://hollis.harvard.edu/primo-explore/search?](https://hollis.harvard.edu/primo-explore/search?query=any,contains,jurnal%20kimia%20sains%20dan%20aplikasi&tab=everything&search_scope=everything&vid=HVD2&lang=en_US&offset=0)

[query=any,contains,jurnal%20kimia%20sains%20dan%20aplikasi&tab=everything&search\\_scope=everything&vid=HVD2&lang=en\\_US&offset=0](https://hollis.harvard.edu/primo-explore/search?query=any,contains,jurnal%20kimia%20sains%20dan%20aplikasi&tab=everything&search_scope=everything&vid=HVD2&lang=en_US&offset=0))



(<http://sherpa.ac.uk/romeo/search.php?source=journal&sourceid=29034&la=en&flDnum=1&mode=simple>)



Semantic Scholar

(<https://www.semanticscholar.org/search?q=%22Jurnal%20Kimia%20Sains%20dan%20Aplikasi%22&sort=relevance&page=2>)



(<http://creativecommons.org/licenses/by-sa/4.0/>). This work is licensed under a [Creative Commons Attribution-ShareAlike 4.0 International License](http://creativecommons.org/licenses/by-sa/4.0/) (<http://creativecommons.org/licenses/by-sa/4.0/>).

Copyright ©2020 Universitas Diponegoro (<https://www.undip.ac.id>). Powered by [Public Knowledge Project OJS](https://pkp.sfu.ca/ojs/) (<https://pkp.sfu.ca/ojs/>) and [Mason Publishing OJS theme](https://github.com/masonpublishing/OJS-Theme) (<https://github.com/masonpublishing/OJS-Theme>).

Browse

- [By Issue \(https://ejournal.undip.ac.id/index.php/ksa/issue/archive\)](https://ejournal.undip.ac.id/index.php/ksa/issue/archive)
- [By Author \(https://ejournal.undip.ac.id/index.php/ksa/search/authors\)](https://ejournal.undip.ac.id/index.php/ksa/search/authors)
- [By Title \(https://ejournal.undip.ac.id/index.php/ksa/search/titles\)](https://ejournal.undip.ac.id/index.php/ksa/search/titles)
- [Other Journals \(https://ejournal.undip.ac.id/index.php/index/search\)](https://ejournal.undip.ac.id/index.php/index/search)
- [Categories \(https://ejournal.undip.ac.id/index.php/index/search/categories\)](https://ejournal.undip.ac.id/index.php/index/search/categories)

People > [Editorial Team \(https://ejournal.undip.ac.id/index.php/ksa/about/editorialTeam\)](https://ejournal.undip.ac.id/index.php/ksa/about/editorialTeam) | [Peer Reviewers \(https://ejournal.undip.ac.id/index.php/ksa/about/displayMembership/422/1\)](https://ejournal.undip.ac.id/index.php/ksa/about/displayMembership/422/1)

## Peer Reviewers

(In alphabetical order by people name)

**Abdul Haris** (ScopusID: [57193566324](http://www.scopus.com/authid/detail.uri?authorId=57193566324) (<http://www.scopus.com/authid/detail.uri?authorId=57193566324>))  
Chemistry Department, Faculty of Sciences and Mathematics, Diponegoro University Jl. Prof. Soedarto, SH., Tembalang, Semarang, Indonesia

**Dr.rer.nat Adam Hermawan**  
Department of Pharmaceutical Chemistry, Faculty of Pharmacy, Universitas Gadjah Mada Yogyakarta, Indonesia

**Dr. Adel Fisli** (ScopusID: [5988615](http://www.scopus.com/authid/detail.uri?authorId=5988615) (<http://www.scopus.com/authid/detail.uri?authorId=5988615>))  
Center for Science and Technology of Advanced Materials, National Nuclear Energy Agency of Indonesia, Indonesia

**Dr. Agung Nugroho Catur Saputro** (ScopusID: [57156375500](http://www.scopus.com/authid/detail.uri?authorId=57156375500) (<http://www.scopus.com/authid/detail.uri?authorId=57156375500>))  
Program Studi Pendidikan Kimia, FKIP, Universitas Sebelas Maret



**Dr. Agung Abadi Kiswandono** (ScopusID: [55532426900](http://www.scopus.com/authid/detail.uri?authorId=55532426900) (<http://www.scopus.com/authid/detail.uri?authorId=55532426900>))  
[ID \(http://orcid.org/0000-0002-8145-1959\)](http://orcid.org/0000-0002-8145-1959) Jurusan Kimia, Fakultas Matematika dan Ilmu Pengetahuan Alam, Universitas Lampung Bandar Lampung, Indonesia



**Dr. Agustina L. N. Aminin** (ScopusID: [24779347000](http://www.scopus.com/authid/detail.uri?authorId=24779347000) (<http://www.scopus.com/authid/detail.uri?authorId=24779347000>))  
[ID \(http://orcid.org/0000-0003-3422-0872\)](http://orcid.org/0000-0003-3422-0872) Chemistry Department, Faculty of Sciences and Mathematics, Diponegoro University Jl. Prof. Soedarto, SH., Tembalang, Semarang, Indonesia



**Dr. Ahmad Fathoni** (ScopusID: [55866479500](http://www.scopus.com/authid/detail.uri?authorId=55866479500) (<http://www.scopus.com/authid/detail.uri?authorId=55866479500>))  
[ID \(http://orcid.org/0000-0002-5412-0281\)](http://orcid.org/0000-0002-5412-0281) Research Centre for Biotechnology, Indonesian Institute of Sciences (LIPI) Jakarta, Indonesia

**Dr. Aji Prasetyaningrum** (ScopusID: [55774140900](http://www.scopus.com/authid/detail.uri?authorId=55774140900) (<http://www.scopus.com/authid/detail.uri?authorId=55774140900>))  
Chemical Engineering, Faculty of Engineering, Diponegoro University, Indonesia



**Dr. Aliya Nur Hasanah** (ScopusID: [37113754000](http://www.scopus.com/authid/detail.uri?authorId=37113754000) (<http://www.scopus.com/authid/detail.uri?authorId=37113754000>))  
[ID \(http://orcid.org/0000-0002-4085-7872\)](http://orcid.org/0000-0002-4085-7872) Departemen Analisis Farmasi dan Kimia Medisinal, Universitas Padjadjaran Bandung, Indonesia

**Dr. Anastasia Wheni Indrianiingsih** (ScopusID: [47561255000](http://www.scopus.com/authid/detail.uri?authorId=47561255000) (<http://www.scopus.com/authid/detail.uri?authorId=47561255000>))  
Research Unit for Natural Product Technology, BPTBA LIPI, Indonesia



**Dr. Anis Shofiyani** (ScopusID: [56737218800](http://www.scopus.com/authid/detail.uri?authorId=56737218800) (<http://www.scopus.com/authid/detail.uri?authorId=56737218800>))  
[ID \(http://orcid.org/0000-0002-5060-8351\)](http://orcid.org/0000-0002-5060-8351) Departemen Kimia, Fakultas Matematika dan Ilmu Pengetahuan Alam, Universitas Tanjungpura Pontianak, Indonesia

**Dr Anto Budiharjo**  
Biology Department Faculty of Sciences and Mathematics Diponegoro University, Indonesia



**Anung Riapanitra** (ScopusID: [36480616400](http://www.scopus.com/authid/detail.uri?authorId=36480616400) (<http://www.scopus.com/authid/detail.uri?authorId=36480616400>))  
Department of Chemistry, Faculty of Mathematics and Natural Sciences, Universitas Jenderal Soedirman Purwokerto, Indonesia

**Dr. Arif Nurkanto** (ScopusID: [36025675800](http://www.scopus.com/authid/detail.uri?authorId=36025675800) (<http://www.scopus.com/authid/detail.uri?authorId=36025675800>))

Pusat Penelitian Biologi, Lembaga Ilmu Pengetahuan Indonesia, Indonesia



**Arifina Febriasari** (ScopusID: [57204010423](http://www.scopus.com/authid/detail.uri?authorId=57204010423) (<http://www.scopus.com/authid/detail.uri?authorId=57204010423>))  
Universitas Serang Raya Cilegon, Indonesia



**Arnelli Arnelli** (ScopusID: [57189732420](http://www.scopus.com/authid/detail.uri?authorId=57189732420) (<http://www.scopus.com/authid/detail.uri?authorId=57189732420>))  
Chemistry Department, Faculty of Sciences and Mathematics, Diponegoro University Jl. Prof. Soedarto, SH., Tembalang, Semarang, Indonesia



**Dr. Artini Pangastuti** (ScopusID: [56499336500](http://www.scopus.com/authid/detail.uri?authorId=56499336500) (<http://www.scopus.com/authid/detail.uri?authorId=56499336500>))  
[ID \(http://orcid.org/0000-0003-4541-1383\)](http://orcid.org/0000-0003-4541-1383) Program Studi Biologi, Universitas Sebelas Maret Surakarta, Indonesia



**Dr. Bambang Prihandoko** (ScopusID: [35183995900](http://www.scopus.com/authid/detail.uri?authorId=35183995900) (<http://www.scopus.com/authid/detail.uri?authorId=35183995900>))  
[ID \(http://orcid.org/0000-0001-5856-4691\)](http://orcid.org/0000-0001-5856-4691) Pusat Penelitian Fisika, LIPI Serpong, Banten, Indonesia

#### Dr Cepi Kurniawan

State University of Semarang



**Dr. Chandra Wahyu Purnomo** (ScopusID: [37041534700](http://www.scopus.com/authid/detail.uri?authorId=37041534700) (<http://www.scopus.com/authid/detail.uri?authorId=37041534700>))  
Department of Chemical Engineering, Gadjah Mada University Yogyakarta, Indonesia



**Prof. Dr. Chih-Hao Lee** (ScopusID: [8843640000](http://www.scopus.com/authid/detail.uri?authorId=8843640000) (<http://www.scopus.com/authid/detail.uri?authorId=8843640000>))  
[ID \(http://orcid.org/0000-0002-3898-6421\)](http://orcid.org/0000-0002-3898-6421) Department of Engineering and System Science, National Tsing Hua University Hsinchu, Taiwan, Province of China

**Dr. Dadan Hermawan** (ScopusID: [24475997000](http://www.scopus.com/authid/detail.uri?authorId=24475997000) (<http://www.scopus.com/authid/detail.uri?authorId=24475997000>))

Department of Chemistry, Faculty of Mathematics and Natural Sciences, Universitas Jenderal Soedirman, Purwokerto, Indonesia

**Dedy Setiawan** (ScopusID: [57189378246](http://www.scopus.com/authid/detail.uri?authorId=57189378246) (<http://www.scopus.com/authid/detail.uri?authorId=57189378246>))

Daegu Gyeongbuk Institute of Science and Technology Daegu, Indonesia

**Dr. Deni Pranowo** (ScopusID: [55545044000](http://www.scopus.com/authid/detail.uri?authorId=55545044000) (<http://www.scopus.com/authid/detail.uri?authorId=55545044000>))

Chemistry Department, Faculty of Mathematics and Natural Sciences, Gadjah Mada University Yogyakarta, Indonesia

#### Dr. dr. Denny Agustini

Department of Physiology, Faculty of Medicine, Public Health & Nursing, Universitas Gadjah Mada Yogyakarta, Indonesia

**Dewi Kusriani** (ScopusID: [35422315300](http://www.scopus.com/authid/detail.uri?authorId=35422315300) (<http://www.scopus.com/authid/detail.uri?authorId=35422315300>))

Chemistry Department, Faculty of Sciences and Mathematics, Diponegoro University Jl. Prof. Soedarto, SH., Tembalang, Semarang, Indonesia

**Dewi Selvia Fardhyanti** (ScopusID: [57189601936](http://www.scopus.com/authid/detail.uri?authorId=57189601936) (<http://www.scopus.com/authid/detail.uri?authorId=57189601936>))

[ID \(http://orcid.org/0000-0002-4172-1133\)](http://orcid.org/0000-0002-4172-1133) Chemical Engineering Department, Semarang State University, Indonesia

**Dhoni Hartanto** (ScopusID: [57185427200](http://www.scopus.com/authid/detail.uri?authorId=57185427200) (<http://www.scopus.com/authid/detail.uri?authorId=57185427200>))

[ID \(http://orcid.org/0000-0003-4127-5361\)](http://orcid.org/0000-0003-4127-5361) Semarang State University, Indonesia

**Dr. Dini Kesuma** (ScopusID: [57204519743](http://www.scopus.com/authid/detail.uri?authorId=57204519743) (<http://www.scopus.com/authid/detail.uri?authorId=57204519743>))

Fakultas Farmasi, Universitas Surabaya, Indonesia

**Dr. Dwi Hudiayanti** (ScopusID: [55681111000](http://www.scopus.com/authid/detail.uri?authorId=55681111000) (<http://www.scopus.com/authid/detail.uri?authorId=55681111000>))

[ID \(http://orcid.org/0000-0002-3783-3554\)](http://orcid.org/0000-0002-3783-3554) Chemistry Department, Faculty of Sciences and Mathematics, Diponegoro University Jl. Prof. Soedarto, SH., Tembalang, Semarang, Indonesia

#### Dwi Rasy Mujiyanti

[ID \(http://orcid.org/0000-0002-0031-3993\)](http://orcid.org/0000-0002-0031-3993) Lambung Mangkurat University, Indonesia

**Dr. Eli Rohaeti** (ScopusID: [57195958933](http://www.scopus.com/authid/detail.uri?authorId=57195958933) (<http://www.scopus.com/authid/detail.uri?authorId=57195958933>))

[ID \(https://www.scopus.com/redirect.uri?url=http://www.orcid.org/0000-0002-0930-732X&authorId=57195958933&origin=AuthorProfile&orcid=0000-0002-0930-732X&category=orcidLink\)](https://www.scopus.com/redirect.uri?url=http://www.orcid.org/0000-0002-0930-732X&authorId=57195958933&origin=AuthorProfile&orcid=0000-0002-0930-732X&category=orcidLink)  
Jurusan Kimia, Universitas Negeri Yogyakarta

query=any,contains,jurnal%20kimia%20sains%20dan%20aplikasi&tab=everything&search\_scope=everything&vid=HVD2&lang=en\_US&offset=0)



(<http://sherpa.ac.uk/romeo/search.php?source=journal&sourceid=29034&la=en&flDnum=|&mode=simple>)



Semantic Scholar

(<https://www.semanticscholar.org/search?q=%22Jurnal%20Kimia%20Sains%20dan%20Aplikasi%22&sort=relevance&page=2>)



(<http://creativecommons.org/licenses/by-sa/4.0/>). This work is licensed under a **Creative Commons Attribution-ShareAlike 4.0 International License** (<http://creativecommons.org/licenses/by-sa/4.0/>).

Copyright ©2020 Universitas Diponegoro (<https://www.undip.ac.id>). Powered by **Public Knowledge Project OJS** (<https://pkp.sfu.ca/ojs/>), and **Mason Publishing OJS theme** (<https://github.com/masonpublishing/OJS-Theme>).



(<https://ejournal.undip.ac.id/index.php/ksa/issue/view/2695/showToc>)

Jurnal Kimia Sains dan Aplikasi

ISSN 1410-8917 and e-ISSN 2597-9914

Volume 22 Issue 6 Year 2019

November 2019

## Table of Contents

### Research Articles



Cover Image

(<https://ejournal.undip.ac.id/index.php/ksa/article/view/24019>)

**Utilization of Rice Husk Cellulose as a Magnetic**

**Nanoparticle Biocomposite Fiber Source for the**

**Absorption of Manganese (Mn<sup>2+</sup>) Ions in Peat Water**

(<https://ejournal.undip.ac.id/index.php/ksa/article/view/24019>)

Emil Zacky Effendi, Yudhi Christian Hariady, Muhammad Daffa Salaahuddin, Chairul Irawan, Iryanti Fatyasari Nata

Views: **186 (#)**

Citations { 0 }

(<https://badge.dimensions.ai/details/doi/10.14710/jksa.22.6.220-226>?

domain=<https://ejournal.undip.ac.id>)

| Language: **EN (#)** | DOI: **10.14710/jksa.22.6.220-226**

(<https://doi.org/10.14710/jksa.22.6.220-226>)

Received: 3 Jul 2019; Revised: 17 Sep 2019; Accepted: 1 Oct 2019; Published: 30 Nov 2019; Available online: 30 Nov 2019.

(<https://ejournal.undip.ac.id/index.php/ksa/article/view/24019>)



Cover Image

(<https://ejournal.undip.ac.id/index.php/ksa/article/view/24167>)

**Preparation and Validation of Fe<sub>2</sub>O<sub>3</sub> Modified Carbon**

**Paste Electrode for Measurement of Dopamine by**

**Voltammetry Method**

(<https://ejournal.undip.ac.id/index.php/ksa/article/view/24167>)

Irdhawati Irdhawati, Manuntun Manurung, Ni Ketut Yuni Sri Lestari

Views: **139 (#)**

Citations { 0 }

(<https://badge.dimensions.ai/details/doi/10.14710/jksa.22.6.227-234>?

domain=<https://ejournal.undip.ac.id>)

| Language: **EN (#)** | DOI: **10.14710/jksa.22.6.227-234**

(<https://doi.org/10.14710/jksa.22.6.227-234>)

Received: 10 Jul 2019; Revised: 17 Sep 2019; Accepted: 11 Oct 2019; Published: 30 Nov 2019.

(<https://ejournal.undip.ac.id/index.php/ksa/article/view/24167>)



Cover Image

(<https://ejournal.undip.ac.id/index.php/ksa/article/view/24757>)

**Antibacterial Activity and Mechanism of Action of**

**Methanol Extract from Kasturi Mango Fruit (Mangifera**

**casturi) on Caries-Causing Bacterium Streptococcus**

**mutans**

(<https://ejournal.undip.ac.id/index.php/ksa/article/view/24757>)

Usep Suhendar, Muhammad Fathurrahman, Sogandi Sogandi

Views: **174 (#)**

Citations { 0 }

(<https://badge.dimensions.ai/details/doi/10.14710/jksa.22.6.235-241>?

domain=<https://ejournal.undip.ac.id>)

| Language: **EN (#)** | DOI: **10.14710/jksa.22.6.235-241**

(<https://doi.org/10.14710/jksa.22.6.235-241>)

Received: 2 Aug 2019; Revised: 11 Oct 2019; Accepted: 16 Oct 2019; Published: 30 Nov 2019; Available online: 30 Nov 2019.

(<https://ejournal.undip.ac.id/index.php/ksa/article/view/24757>)





(<https://ejournalUndip.ac.id/index.php/ksa/article/view/24829>)

**Effect of Sodium Periodate on the Adsorption Capacity of Silica-Lignin from Rice Husk on Chromium(VI)**

(<https://ejournalUndip.ac.id/index.php/ksa/article/view/24829>)

(<https://ejournalUndip.ac.id/index.php/ksa/article/view/24829>)

Yati B. Yuliyati, Solihudin Solihudin, Atiek Rostika Noviyanti

Views: **104** (#)

Citations: 0

([https://badge.dimensions.ai/details/doi/10.14710/jksa.22.6.242-249?](https://badge.dimensions.ai/details/doi/10.14710/jksa.22.6.242-249?domain=https://ejournal.undip.ac.id)

domain=<https://ejournal.undip.ac.id>)

| Language: **EN** (#) | DOI: **10.14710/jksa.22.6.242-249**

(<https://doi.org/10.14710/jksa.22.6.242-249>)

Received: 6 Aug 2019; Revised: 15 Oct 2019; Accepted: 17 Oct 2019; Published: 30 Nov 2019; Available online: 30 Nov 2019.

Cover Image

(<https://ejournalUndip.ac.id/index.php/ksa/article/view/24334>)

**Green synthesis of Ag/TiO<sub>2</sub> Nanocomposite Assisted by Gambier Leaf (Uncaria gambir Roxb) Extract**

(<https://ejournalUndip.ac.id/index.php/ksa/article/view/24334>)

(<https://ejournalUndip.ac.id/index.php/ksa/article/view/24334>)

Sry Wahyuni, Syukri Syukri, Syukri Arief

Views: **123** (#)

Citations: 0

([https://badge.dimensions.ai/details/doi/10.14710/jksa.22.6.250-255?](https://badge.dimensions.ai/details/doi/10.14710/jksa.22.6.250-255?domain=https://ejournal.undip.ac.id)

domain=<https://ejournal.undip.ac.id>)

| Language: **EN** (#) | DOI: **10.14710/jksa.22.6.250-255**

(<https://doi.org/10.14710/jksa.22.6.250-255>)

Received: 18 Jul 2019; Revised: 21 Oct 2019; Accepted: 22 Oct 2019; Published: 30 Nov 2019; Available online: 30 Nov 2019.

Cover Image

(<https://ejournalUndip.ac.id/index.php/ksa/article/view/24564>)

**The Effect of Cu Ohmic Contact on Photoelectrochemical Property of S-CuO Thin Film Photocathodes**

(<https://ejournalUndip.ac.id/index.php/ksa/article/view/24564>)

(<https://ejournalUndip.ac.id/index.php/ksa/article/view/24564>)

Aziz Amrullah, Gunawan Gunawan, Nor Basid Adiwibawa Prasetya

Views: **189** (#)

Citations: 0

([https://badge.dimensions.ai/details/doi/10.14710/jksa.22.6.255-262?](https://badge.dimensions.ai/details/doi/10.14710/jksa.22.6.255-262?domain=https://ejournal.undip.ac.id)

domain=<https://ejournal.undip.ac.id>)

| Language: **EN** (#) | DOI: **10.14710/jksa.22.6.255-262**

(<https://doi.org/10.14710/jksa.22.6.255-262>)

Received: 26 Jul 2019; Revised: 23 Oct 2019; Accepted: 25 Oct 2019; Published: 30 Nov 2019; Available online: 30 Nov 2019.



(<https://ejournalUndip.ac.id/index.php/ksa/article/view/22197>)

**Potential Adsorption of Heavy Metal Ions by Eugenol Compounds and Derivatives through Ion Imprinted Polymer**

(<https://ejournalUndip.ac.id/index.php/ksa/article/view/22197>)

(<https://ejournalUndip.ac.id/index.php/ksa/article/view/22197>)

Muhammad Cholid Djunaedi, Khabibi Khabibi

Views: **92** (#)

Citations: 0

([https://badge.dimensions.ai/details/doi/10.14710/jksa.22.6.263-268?](https://badge.dimensions.ai/details/doi/10.14710/jksa.22.6.263-268?domain=https://ejournal.undip.ac.id)

domain=<https://ejournal.undip.ac.id>)


| Language: **EN** (#) | DOI: **10.14710/jksa.22.6.263-268**


(<https://doi.org/10.14710/jksa.22.6.263-268>)

Received: 27 Feb 2019; Revised: 2 Oct 2019; Accepted: 21 Oct 2019; Published: 30 Nov 2019; Available online: 30 Nov 2019.

**Antibacterial Activity and Chemical Composition of Red Peacock Flower (*Caesalpinia pulcherrima* L.) Leaf Essential Oil**

(<https://ejournal.undip.ac.id/index.php/ksa/article/view/24885>)

 Novena Risnalani Rintank Constani, Hartati Soetjipto, Sri Hartini

 Views: **169 (#)**

 Citations: **0**

(<https://badge.dimensions.ai/details/doi/10.14710/jksa.22.6.269-274>)  
domain=<https://ejournal.undip.ac.id>)

| Language: **EN (#)** | DOI: **10.14710/jksa.22.6.269-274**

(<https://doi.org/10.14710/jksa.22.6.269-274>)


⌚ Received: 9 Aug 2019; Revised: 1 Oct 2019; Accepted: 4 Oct 2019; Published: 30 Nov 2019; Available online: 30 Nov 2019.


 Cover Image

(<https://ejournal.undip.ac.id/index.php/ksa/article/view/24931>)

**The potential of Endophytic Fungal Extract Isolated from Cinnamon (*Cinnamomum burmannii*) as Antidiabetic and Antioxidant**

(<https://ejournal.undip.ac.id/index.php/ksa/article/view/24931>)

 Eris Septiana, Fauzy Rachman, Yatri Hapsari, Yadi Yadi, Bustanussalam Bustanussalam, Siti Irma Rahmawati, Fauzia Nurul izzati, Partomuan Simanjuntak

 Views: **215 (#)**

 Citations: **0**

(<https://badge.dimensions.ai/details/doi/10.14710/jksa.22.6.275-282>)  
domain=<https://ejournal.undip.ac.id>)

| Language: **EN (#)** | DOI: **10.14710/jksa.22.6.275-282**

(<https://doi.org/10.14710/jksa.22.6.275-282>)


⌚ Received: 13 Aug 2019; Revised: 9 Oct 2019; Accepted: 16 Oct 2019; Published: 30 Nov 2019; Available online: 30 Nov 2019.


 Cover Image


(<https://ejournal.undip.ac.id/index.php/ksa/article/view/24659>)

**Use of Microwave Radiation for Activating Carbon from Rice Husk Using ZnCl<sub>2</sub> Activator**

(<https://ejournal.undip.ac.id/index.php/ksa/article/view/24659>)

 Arnelli Arnelli, Ulya Hanifah Henrika Putri, Fandi Nasrun Cholis, Yayuk Astuti

 Views: **109 (#)**

 Citations: **0**

(<https://badge.dimensions.ai/details/doi/10.14710/jksa.22.6.282-291>)  
domain=<https://ejournal.undip.ac.id>)

| Language: **EN (#)** | DOI: **10.14710/jksa.22.6.282-291**

(<https://doi.org/10.14710/jksa.22.6.282-291>)

⌚ Received: 29 Jul 2019; Revised: 4 Nov 2019; Accepted: 9 Nov 2019; Published: 30 Nov 2019; Available online: 30 Nov 2019.

 Cover Image

(<https://ejournal.undip.ac.id/index.php/ksa/article/view/25002>)

**Polyaniline Modified Natural Zeolite as Adsorbent for Chromium(III) Metal Ion**

(<https://ejournal.undip.ac.id/index.php/ksa/article/view/25002>)

 Rina Nurianingsih, Sriatun Sriatun, Adi Darmawan

 Views: **96 (#)**

 Citations: **0**

(<https://badge.dimensions.ai/details/doi/10.14710/jksa.22.6.292-298>)  
domain=<https://ejournal.undip.ac.id>)

| Language: **EN (#)** | DOI: **10.14710/jksa.22.6.292-298**

(<https://doi.org/10.14710/jksa.22.6.292-298>)

⌚ Received: 18 Aug 2019; Revised: 7 Nov 2019; Accepted: 13 Nov 2019; Published: 30 Nov 2019; Available online: 30 Nov 2019.



<https://ejournal.undip.ac.id/index.php/ksa/article/view/23969>

### Synthesis and Characterization of Ag@C-TiO<sub>2</sub>

**Nanocomposite for Degradation of Sasirangan Textile Wastewater**

<https://ejournal.undip.ac.id/index.php/ksa/article/view/23969>

Heny Puspita Dewi, Joko Santoso, Nur Firda Trianda, Rodiansono Rodiansono

Views: **127 (#)**

Citations: **0**

[https://badge.dimensions.ai/details/doi/10.14710/jksa.22.6.299-304?](https://badge.dimensions.ai/details/doi/10.14710/jksa.22.6.299-304?domain=https://ejournal.undip.ac.id)  
domain=https://ejournal.undip.ac.id

Language: **EN (#)** DOI: **10.14710/jksa.22.6.299-304**

<https://doi.org/10.14710/jksa.22.6.299-304>

Received: 30 Jun 2019; Revised: 5 Nov 2019; Accepted: 13 Nov 2019; Published: 30 Nov 2019; Available online: 30 Nov 2019.

<https://ejournal.undip.ac.id/index.php/ksa/article/view/23969>



<https://ejournal.undip.ac.id/index.php/ksa/article/view/25311>

### Total Hyptolide of Indonesian Hyptis pectinata extracts in a various solvent using HPLC and UV-Vis spectroscopy and their toxicities

<https://ejournal.undip.ac.id/index.php/ksa/article/view/25311>

Meiny Suzery, Siti Khumairoh, Bambang Cahyono

Views: **115 (#)**

Citations: **0**

[https://badge.dimensions.ai/details/doi/10.14710/jksa.22.6.305-309?](https://badge.dimensions.ai/details/doi/10.14710/jksa.22.6.305-309?domain=https://ejournal.undip.ac.id)  
domain=https://ejournal.undip.ac.id

Language: **EN (#)** DOI: **10.14710/jksa.22.6.305-309**

<https://doi.org/10.14710/jksa.22.6.305-309>

Received: 30 Jun 2019; Revised: 5 Nov 2019; Accepted: 13 Nov 2019; Published: 30 Nov 2019; Available online: 30 Nov 2019.

<https://ejournal.undip.ac.id/index.php/ksa/article/view/25311>



<https://ejournal.undip.ac.id/index.php/ksa/article/view/25022>

### Study of Equilibrium and Kinetics of Pb(II) in Solution Using Persimmon Tannin Gel as an Adsorbent

<https://ejournal.undip.ac.id/index.php/ksa/article/view/25022>

Thamrin Azis, La Ode Ahmad, Fajrin E. Rosa, Laode Abdul Kadir

Views: **105 (#)**

Citations: **0**

[https://badge.dimensions.ai/details/doi/10.14710/jksa.22.6.310-316?](https://badge.dimensions.ai/details/doi/10.14710/jksa.22.6.310-316?domain=https://ejournal.undip.ac.id)  
domain=https://ejournal.undip.ac.id

Language: **EN (#)** DOI: **10.14710/jksa.22.6.310-316**

<https://doi.org/10.14710/jksa.22.6.310-316>

Received: 20 Aug 2019; Revised: 11 Nov 2019; Accepted: 13 Nov 2019; Published: 30 Nov 2019; Available online: 30 Nov 2019.

<https://ejournal.undip.ac.id/index.php/ksa/article/view/25022>



<https://ejournal.undip.ac.id/index.php/ksa/article/view/24103>

### Inhibitory Activity of HEp-2 Cells by Honey from Indonesia

<https://ejournal.undip.ac.id/index.php/ksa/article/view/24103>

La Ode Sumarlin, Anna Muawanah, Farhan Riza Afandi, Adawiah Adawiah

Views: **151 (#)**

Citations: **0**

[https://badge.dimensions.ai/details/doi/10.14710/jksa.22.6.317-325?](https://badge.dimensions.ai/details/doi/10.14710/jksa.22.6.317-325?domain=https://ejournal.undip.ac.id)  
domain=https://ejournal.undip.ac.id

Language: **EN (#)** DOI: **10.14710/jksa.22.6.317-325**

<https://doi.org/10.14710/jksa.22.6.317-325>

Received: 7 Jul 2019; Revised: 8 Oct 2019; Accepted: 31 Oct 2019; Published: 30 Nov 2019; Available online: 30 Nov 2019.

<https://ejournal.undip.ac.id/index.php/ksa/article/view/24103>

Visitor: 99539 <http://statcounter.com/p11625216/?guest=1> View My Stats <http://statcounter.com/p11625216/?guest=1>

Jurnal Kimia Sains dan Aplikasi is indexed in:



<http://sinta.ristekbrin.go.id/journals/detail?id=3652>



[https://scholar.google.co.id/citations?](https://scholar.google.co.id/citations?view_op=list_works&hl=en&user=fzjW0kgAAAAJ)



[view\\_op=list\\_works&hl=en&user=fzjW0kgAAAAJ](https://www.neliti.com/journals/jurnal-kimia-sains-dan-aplikasi)

<https://www.neliti.com/journals/jurnal-kimia-sains-dan-aplikasi>




<https://www.base-search.net/Search/Results?lookfor=dccoll%3Aftundipojs+url%3Aksa&refid=dclink>

<http://onesearch.id/Search/Results?>


<https://search.crossref.org/?type=AllFields&filter%5B%5D=repold%3A%22IOS5504%22&sort=relevance>


<https://1findr.1science.com/search?publication=Jurnal+Kimia+Sains+dan+Aplikasi&q=jurnal+kimia+sains+dan+aplikasi&sort=year>


[https://www.worldcat.org/search?query=%22jurnal%20kimia%20sains%20dan%20aplikasi%22&q=%22jurnal+kimia+sains+dan+aplikasi%22&fq=&dblist=638&qt=sort&se=yr&sd=desc&qt=sort\\_yr\\_desc](https://www.worldcat.org/search?query=%22jurnal%20kimia%20sains%20dan%20aplikasi%22&q=%22jurnal+kimia+sains+dan+aplikasi%22&fq=&dblist=638&qt=sort&se=yr&sd=desc&qt=sort_yr_desc)


[https://app.dimensions.ai/discover/publication?or\\_facet\\_journal=jour.1321534](https://app.dimensions.ai/discover/publication?or_facet_journal=jour.1321534)




<http://garuda.ristekbrin.go.id/journal/view/1294>
[http://cassi.cas.org/publication.jsp?P=LgIBQf5Q2NOyz133K\\_1l3zLPXfcr-WXflm6vidnOCthgsNyNg1lmezLPXfcr-WXfmSBllq8XcUjhmkOWtYxmzLPXfcr-WXfM2oUeXfV2TxCMRMHAXnfqA](http://cassi.cas.org/publication.jsp?P=LgIBQf5Q2NOyz133K_1l3zLPXfcr-WXflm6vidnOCthgsNyNg1lmezLPXfcr-WXfmSBllq8XcUjhmkOWtYxmzLPXfcr-WXfM2oUeXfV2TxCMRMHAXnfqA)


<https://academic.microsoft.com/#/detail/2883313515>

<https://portal.issn.org/resource/issn/2597-9914>



<https://www.scilit.net/journals/1579377>
[https://hollis.harvard.edu/primo-explore/search?query=any,contains,jurnal%20kimia%20sains%20dan%20aplikasi&tab=everything&search\\_scope=everything&vid=HVD2&lang=en\\_US&offset=0](https://hollis.harvard.edu/primo-explore/search?query=any,contains,jurnal%20kimia%20sains%20dan%20aplikasi&tab=everything&search_scope=everything&vid=HVD2&lang=en_US&offset=0)


<http://sherpa.ac.uk/romeo/search.php?source=journal&sourceid=29034&la=en&flDnum=1&mode=simple>


<https://www.semanticscholar.org/search?q=%22Jurnal%20Kimia%20Sains%20dan%20Aplikasi%22&sort=relevance&page=2>


<http://creativecommons.org/licenses/by-sa/4.0/>
 This work is licensed under a [Creative Commons Attribution-ShareAlike 4.0 International License](http://creativecommons.org/licenses/by-sa/4.0/)

Copyright ©2020 [Universitas Diponegoro](https://www.undip.ac.id) (<https://www.undip.ac.id>). Powered by [Public Knowledge Project OJS](https://pkp.sfu.ca/ojs/) (<https://pkp.sfu.ca/ojs/>) and [Mason Publishing OJS theme](https://github.com/masonpublishing/OJS-Theme) (<https://github.com/masonpublishing/OJS-Theme>).

## [JKSA] Editor Decision - your submission needs to be revised



**Dr. Yayuk Astuti** <yayuk.astuti@live.undip.ac.id>

to me

Dear Sriatun Sriatun

We have reached a decision regarding your submission to Jurnal Kimia Sains dan Aplikasi, "Zeolit alam termodifikasi polianilin (PANI) sebagai adsorben ion logam kromium (III)".

Our decision is that you need to revise this manuscript according to the feedback from the review.

When submitting back to us, please include:

- (i) the answers to the reviewer questions (in docx format) (an example of the answers to the reviewer questions is attached) and
  - (ii) the revised manuscript (in docx format) (Make sure that the revised manuscripts are cleared from the reviewer comments)
- Compress both files into one zip file and then upload.

Please submit this paper no more than 14 days from now.

Regards

Dr. Yayuk Astuti

Chemistry Department, Faculty of Sciences and Mathematics, Diponegoro University

Jl. Prof. Soedarto, SH., Tembalang, Semarang

[yayuk.astuti@live.undip.ac.id](mailto:yayuk.astuti@live.undip.ac.id)

Editor comment:

If possible, please cite articles published by JKSA





Sriatun Sriatun &lt;sriatun@live.undip.ac.id&gt;

---

## 2nd Round Revision\_[JKSA] Editor Decision - your submission needs to be revised

---

**Dr. Yayuk Astuti** <yayuk.astuti@live.undip.ac.id>

Mon, Nov 4, 2019 at 11:44 AM

To: Sriatun Sriatun &lt;sriatun@live.undip.ac.id&gt;

Dear Sriatun Sriatun

We have reached a decision regarding your submission to Jurnal Kimia Sains dan Aplikasi, "Zeolit alam termodifikasi polianilin (PANI) sebagai adsorben ion logam kromium (III)".

Our decision is that you need to revise this manuscript according to the feedback from the review.

When submitting back to us, please include:

- (i) the answers to the reviewer questions (in docx format) (an example of the answers to the reviewer questions is attached) and
  - (ii) the revised manuscript (in docx format) (Make sure that the revised manuscripts are cleared from the reviewer comments)
- Compress both files into one zip file and then upload.

Please submit this paper no more than 3 weeks from now. If within a month you do not revise this manuscript, then your manuscript is considered as a new submission

Regards

Dr. Yayuk Astuti  
Chemistry Department, Faculty of Sciences and Mathematics, Diponegoro University  
Jl. Prof. Soedarto, SH., Tembalang, Semarang  
[yayuk.astuti@live.undip.ac.id](mailto:yayuk.astuti@live.undip.ac.id)

Editor comment:

If possible, please cite articles published by JKSA

Reviewer B:

Sejauh ini, beberapa komen yang diberikan telah dijawab dengan baik. Namun, masih ada beberapa yang perlu dilengkapi sebelum artikel ini dipublikasikan di JKSA, yaitu:

1. Abstrak kurang dari 250 kata, ditambah saja (JKSA syarat 250-300 kata) dan abstrak bahasa Inggris juga dicantumkan
2. Referensi sesuaikan dengan panduan JKSA, doi setiap referensi harus dicantumkan jika ada

Reviewer A:

Please see the attached file for reviewer's comments

---

Jurnal Kimia Sains dan Aplikasi  
<http://ejournal.undip.ac.id/index.php/ksa>



Sriatun Sriatun &lt;sriatun@live.undip.ac.id&gt;

---

**[JKSA] Editor Decision - your submission is accepted**

---

**Dr. Yayuk Astuti** <yayuk.astuti@live.undip.ac.id>

Wed, Nov 13, 2019 at 2:49 PM

To: Sriatun Sriatun &lt;sriatun@live.undip.ac.id&gt;

Dear Sriatun Sriatun

We have reached a decision regarding your submission to Jurnal Kimia Sains dan Aplikasi, "Zeolit alam termodifikasi polianilin (PANI) sebagai adsorben ion logam kromium (III)".

Our decision is to accept your submission. Congratulations

In accordance to the Journal policy, you are required to immediately pay the publication fee of Rp 700,000 (USD 50) by transfer to the following bank account:

Bank name: PT. BANK NEGARA INDONESIA (PERSERO) TBK

SWIFT Code: BNINIDJAUDS

Account number: 423759081

Account holder: Adi Darmawan

Bank Address: BNI Undip Branch, Semarang, Indonesia

Please send the proof of remittance by email to the editorial office of Jurnal Kimia Sains dan Aplikasi (email: [jksa@live.undip.ac.id](mailto:jksa@live.undip.ac.id)).

JKSA waives the article processing charge for non-Indonesian author

After payment, in few days you will receipt email for the further process, i.e. copy-editing, layout and proofreading.

Also, please send us an existing Copyright transfer agreement that can be downloaded in the Copyright notice section. Please fill in handwriting and sign and then scan and email us (email: [jksa@live.undip.ac.id](mailto:jksa@live.undip.ac.id)).

Thank you for your valuable contribution to the journal.

Regards

Dr. Yayuk Astuti

Chemistry Department, Faculty of Sciences and Mathematics, Diponegoro University

Jl. Prof. Soedarto, SH., Tembalang, Semarang

[yayuk.astuti@live.undip.ac.id](mailto:yayuk.astuti@live.undip.ac.id)

---

Jurnal Kimia Sains dan Aplikasi<http://ejournal.undip.ac.id/index.php/ksa>



Sriatun Sriatun &lt;sriatun@live.undip.ac.id&gt;

---

## [JKSA] Submission Acknowledgement

---

**Adi Darmawan** <adidarmawan@live.undip.ac.id>

Sun, Aug 18, 2019 at 10:22 PM

To: Sriatun Sriatun &lt;sriatun@live.undip.ac.id&gt;

Dear Sriatun Sriatun

Thank you for submitting the manuscript, "Zeolit alam termodifikasi polianilin (PANI) sebagai adsorben ion logam kromium (III)" to Jurnal Kimia Sains dan Aplikasi. With the online journal management system that we are using, you will be able to track its progress through the editorial process by logging in to the journal web site:

Manuscript URL:

<https://ejournal.undip.ac.id/index.php/ksa/author/submission/25002>

Username: sriatun

Jurnal Kimia Sains dan Aplikasi (JKSA) follows the Open Access model. The publication cost should be covered by the author's institution or research funds. These Open Access charges replace subscription charges and allow the Jurnal Kimia Sains dan Aplikasi (JKSA) to make the valuable published materials freely accessible to all interested online visitors, especially the researchers and scholars.

The article processing charge is for professional copyediting; for efficient and thorough peer review; for immediate publication quickly upon acceptance; for the article to be freely and for universally accessible in various formats online.

Payment is made after successful review of the manuscript; acceptance email is sent to the corresponding author with payment details. No charge is made for articles that are rejected after peer review.

The article processing charge is Rp. 700.000, however JKSA waives the Article Processing Charges (APCs) for Non-Indonesian authors.

All authors are requested to submit a Copyright Transfer Agreement after the manuscript is confirmed to be accepted for publication. Copyright transfer agreement form can be downloaded from the Copyright notice section under the Submission tab.

Please don't hesitate to ask any question you have. You can contact me or send an email to [jksa@live.undip.ac.id](mailto:jksa@live.undip.ac.id). Your emails will be respond in a very short time.

Thank you for considering this journal as a venue for your work.

Regards

Adi Darmawan  
Jurnal Kimia Sains dan Aplikasi

---

Jurnal Kimia Sains dan Aplikasi  
<http://ejournal.undip.ac.id/index.php/ksa>



jksa

Compose

Inbox

191

Starred

Snoozed

Sent

More

Meet

Start a meeting

Join a meeting

Chat



Sriatun

Your Payment - Sriatun Inbox x**Jurnal Kimia Sains dan Aplikasi** <jksa@live.undip.ac.id>

to me

Dear Ibu Sriatun

Thank you for your payment and we have received it. We hereby send p


Regards

**Adi Darmawan, Ph.D**

Editor in Chief

Jurnal Kimia Sains dan Aplikasi

email: [jksa@live.undip.ac.id](mailto:jksa@live.undip.ac.id)



# Polyaniline Modified Natural Zeolite as Adsorbent for Chromium(III) Metal Ion

Rina Nurianingsih<sup>a</sup>, Sriatun<sup>a,\*</sup>, Adi Darmawan<sup>a</sup>

<sup>a</sup> Chemistry Department, Faculty of Sciences and Mathematics, Diponegoro University Jl. Prof. Soedarto, SH., Tembalang, Semarang

\* Corresponding author: [sriatun@live.undip.ac.id](mailto:sriatun@live.undip.ac.id)

<https://doi.org/10.14710/jksa.22.6.292-298>

## Article Info

### Article history:

Received: 18<sup>th</sup> August 2019  
 Revised: 7<sup>th</sup> November 2019  
 Accepted: 13<sup>th</sup> November 2019  
 Online: 30<sup>th</sup> November 2019

### Keywords:

natural zeolite;  
 polyaniline; adsorbent;  
 Cr(III)

## Abstract

Zeolite is an inorganic material whose surface has a permanent negative charge in its crystal structure. This material consists of tetrahedral  $[\text{SiO}_4]^{4-}$  and  $[\text{AlO}_4]^{5-}$ , which are connected by oxygen atoms in such a way as to form an open three-dimensional framework containing canals and cavities, as well as alkali or alkali metals for balancing the negative charge. This structure makes zeolites have the ability to adsorb. The ability of natural zeolite adsorption can improve by modifying the surface by adding polyaniline cationic compounds (PANI), which have an amine group ( $:\text{NH}_2$ ). Moreover, environmental pollution by metals is the biggest problem in daily life, one of which is the metal ion Cr(III), which is a waste from industrial processes. Therefore, it is necessary to have an effort to reduce waste. This study aims to determine the effect of the addition of polyaniline on the adsorption ability of natural zeolites to metal ions Cr(III). The research was carried out in several stages, namely activation of natural zeolite using HF 1%, modification with polymer from aniline monomers, and ammonium peroxodisulphate (APS), and testing the ability of adsorption on Cr(III) metal ions. The study on the ability to adsorb Cr(III) metal ions by PANI-modified zeolites was carried out on variations in the concentration of Cr(III) metal ions and the system pH. The results showed that natural zeolite successfully modified with PANI. The FTIR absorption band at wavenumber  $1303\text{--}1319\text{ cm}^{-1}$  and  $1597\text{ cm}^{-1}$  indicated the presence of NH functional groups. Meanwhile, adsorption capability test data showed that the best adsorbent for adsorption of Cr(III) metal ions was zeolite-PANI 0.01M. The best pH was 4, the initial concentration of Cr(III) metal ions was 1000 ppm, and the percentage of absorption is 48.13%.

## 1. Introduction

Natural zeolite is an aluminosilicate mineral with a three-dimensional structure, consisting of tetrahedral  $[\text{SiO}_4]^{4-}$  and  $[\text{AlO}_4]^{5-}$  connected by oxygen atoms. Generally, negatively charged surfaces in natural zeolites balanced by cations of alkali or alkaline earth metal ions. Zeolites have an open three-dimensional skeletal structure, consisting of canals and cavities. Usually, alkali or alkaline earth metals and free moving water molecules [1]. Natural zeolite is one of the most commonly used inorganic materials for surface modification because it has a permanent negative charge in its crystal structure,

making it suitable for various types of modifications. The adsorption ability of natural zeolite needs to be improved as in zeolite structure; there are various kinds of balancing cations such as  $\text{Na}^+$ ,  $\text{K}^+$ ,  $\text{Ca}^{2+}$ ,  $\text{Mg}^{2+}$ , and other metal ions which can cover the pores and cavities of natural zeolites. Activation with acid addition can dissolve the metal oxides and exchange the counter cation to  $\text{H}^+$ .

One modification of zeolite carried out by adding cationic compounds to activated zeolites [2]. Polyaniline is a cationic polymer that is widely used to modify natural zeolites because polyaniline has a stable form and has



amine groups ( $:NH_2$ ) and imines ( $NH^+$ ) in the structure. The amine group ( $:NH_2$ ) is a potent activator for these compounds due to the resonance and induction effects of the benzene ring. The release of electrons causes the N atom in the group to positively charged, and this is the part that has the potential to interact on negatively charged surfaces in zeolites [3]. Polyaniline (PANI) modified natural zeolite has been used to remove Cr(VI) in solution [4]. It found that modified zeolite by polyaniline through the polymerization process of anilinium cation. The adsorption capacity of Cr(VI) increased with increasing solution concentration. In the modification of composite nanocellulose (NCC) with polyaniline (PANI) as an adsorbent for Cr (III) and Cr (VI) ions. The results obtained indicated that PANI-NCC had an excellent performance for the adsorption of Cr (VI) and Cr (III) metals 97.89% and 94.12%, respectively [3]. It has been reported by Mir *et al.* [5] that the modification of zeolite nanostructures by PANI has also used in sensing carbon monoxide; heulandite/PANI was used to remove dyes that are acidic efficiently [6]. Recently Jevremović *et al.* [7] reported that BEA/polyaniline zeolites had a higher ability to adsorb nicosulfuron. Also, PANI @  $Ni_2O_3$ -modified zeolite was used as an electrode in the manufacture of hydrogen with photocatalytic water as raw material [8].

Modified natural zeolite with polyaniline (PANI) used as an absorbent of heavy metal ions as environmental pollution by heavy metals is the biggest problem, with sources of pollution arising from industrial activities. Many toxic metal ions which are very dangerous to animals and humans have been discharged into the environment as industrial waste, causing severe soil and water pollution [9, 10]. One of the dangerous metals found in the environment includes chromium metal. The Chromium(III) is a metal that is quite abundant and becomes a contaminant of various industrial processes [11], such as tanning leather, paint, metallurgy, and hydrocarbon processing. The Cr(III) ion is the most stable oxidation state compared to others, but if there is an oxidizer, then Cr(III) can be oxidized to Cr(VI). Therefore, in this study, the ability of natural zeolites that have modified with polyaniline (PANI) analyzed for the adsorption of Cr(III) metal ion is examined. The zeolite skeletal structure, which has a negative charge on the alumina section, causes electrostatic interactions with positively charged ions (cations), namely polyaniline (PANI). Therefore, it expected that the positively charged Cr(III) metal ion absorbed by the amine group ( $:NH_2$ ), which turns into a negative charge due to deprotonation in the zeolite-Polyaniline framework. Based on the background, the purpose of this study is to obtain polyaniline modified zeolite (PANI) and determine the ability of adsorption of polyaniline modified zeolite (PANI) to Cr(III) ions based on variations in concentration and pH. A study of the pH effect of the Cr(III) solution is needed as the degree of acidity determines the species in the solution. According

to Wu *et al.* [12], in an aqueous solution at pH 2, there are 98% of the chromium species as free  $Cr^{3+}$  and 2% as  $Cr(OH)^{2+}$ . Increasing the pH decreases the  $Cr^{3+}$  species and escalates the hydroxide formation. Variation in concentration is needed to determine the ability/capacity of the adsorbents (PANI-modified zeolite) to adsorb.

## 2. Methodology

### 2.1. Materials and equipment

Materials: natural zeolite from Bayat, Klaten, Central Java, HF (E. Merck), aniline (E. Merck), HCl (E. Merck), ammonium peroxodisulfate (E. Merck),  $CrCl_3 \cdot 6H_2O$  (E. Merck), distilled water, double distilled water. Equipment: glassware, magnetic stirrer and stirrer bar, shaker (MAXQ 2000), petri dish, filter paper, pH indicator (MERCK), oven (BINDER), OHAUS analytical balance, furnace (VULCAN 3-130), FT-IR spectrometer (Shimadzu), XRF (EQUA), UV-Vis spectrometer (Perkin Elmer).

### 2.2. Zeolite preparation and activation

A number of natural zeolites were crushed and mashed and then sieved using a 100-mesh sieve, and then washed by distilled water. The residue obtained was heated in an oven at  $110^\circ C$  for 4 hours. A total of 30 grams of zeolite were immersed in 600 mL of 1% HF solution for 10 minutes and stirred at room temperature. Following, zeolite filtered and washed with distilled water until a neutral pH was obtained. The solids resulting from filtration were dried in an oven at  $110^\circ C$  for 4 hours.

### 2.3. Modification of natural zeolites

#### 2.3.1. Preparation of Aniline-HCl salt

The aniline compound was reacted with 10 mL of concentrated HCl to form aniline-HCl salt which was then sufficiently dissolved in a volumetric flask.

#### 2.3.2. Modification of natural zeolites with polyaniline (PANI)

A total of 0.645 grams of aniline salt and 0.806 grams of ammonium peroxodisulfate (APS) dissolved in 10 mL double distilled water, respectively. Afterward, 5 grams of zeolite was added by 20 mL of the prepared Aniline-HCl solution and stirred for 30 minutes. Then 50 mL of APS (ammonium peroxodisulfate) solution was added to the container under stirring conditions for 2 hours. Then, the mixture was stood for 3 hours, then filtered. Then the residue obtained was washed by a mixture of distilled water and ethanol in a ratio of 1: 4. The washed solids were dried in an oven at  $60^\circ C$  for 5 hours. The aniline-HCl concentration was varied of 0.01 M, and 0.05 M. The polyaniline modified zeolites obtained were then characterized using Fourier-transform infrared spectroscopy (FTIR).

### 1.4. Chromium ion Adsorption

#### 1.4.1. Variation in concentration

0.1 grams of polyaniline modified zeolite was mixed with 10 mL of  $\text{CrCl}_3 \cdot 6\text{H}_2\text{O}$  solution with a concentration variation of 1000; 1500; 2000; 2500 ppm. The mixtures were shaken for 60 minutes, then filtered. The filtrates were analyzed using a UV-VIS spectrophotometer.

#### 1.4.2. pH variations

A number of 0.1 grams of polyaniline modified zeolite was mixed with 10 mL of  $\text{CrCl}_3 \cdot 6\text{H}_2\text{O}$  with pH variations of pH 1; 2; 3; and 4 at the optimum concentration obtained. The mixtures were shaken for 60 minutes and then filtered. The filtrates were analyzed using a UV-Vis spectrophotometer.

## 3. Results and Discussion

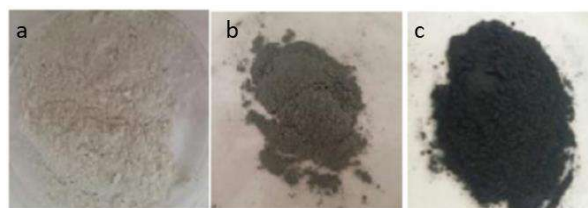
### 1.5. Activation of Natural Zeolites

The natural zeolite used in this study came from Bayat, Klaten, Central Java. The natural zeolite activation can be carried out in two ways, i.e., the physical activation and the chemical activation [13]. The zeolite activation can be physically carried out by grinding zeolites into smaller particles and then sieved with a size of 100 mesh. The scouring and sifting of zeolite are intended to reduce the zeolite size and at the same time, increase the zeolite surface area. Washing and evaporation in the oven at  $110^\circ\text{C}$  for 4 hours aimed to clean the zeolite from organic impurities that might cover the zeolite surface, which can interfere with the zeolite modification process. Washing zeolite used 1% HF was intended to open the zeolite pores and remove the oxide impurities (such as  $\text{CaO}$ ,  $\text{Fe}_2\text{O}_3$ ,  $\text{K}_2\text{O}$ , and  $\text{MgO}$ ). The metal oxide removal was needed to avoid interference with polyaniline or  $\text{Cr(III)}$  adsorption. As the natural zeolite is a naturally formed mineral so that the zeolite structure is balancing ions usually vary, including alkaline, alkaline earth, and transition metal group. The interaction between cations of Ca, Mg, and Fe with zeolite structure is reliable, so other these cations needed to be replaced and removed. The existence of these elements can be known from the results of XRF measurements, as shown in Table 1.

During the activation process, it was expected that the structure of the zeolite did not change; hence, the active group possessed by the zeolite became more active to interact with  $(-\text{NH}_2^+)$ , which was in polyaniline (PANI). The zeolites were dwelled for 10 minutes to maximize the activation process. Next, the zeolites were rinsed by distilled water until a neutral pH obtained. The zeolites obtained were referred to as activated zeolites. After that, the activated zeolites were heated in an oven at  $110^\circ\text{C}$  for 4 hours in order to remove water and solvents trapped in zeolite pores [14].

### 1.6. Modification of activated zeolite with polyaniline (PANI)

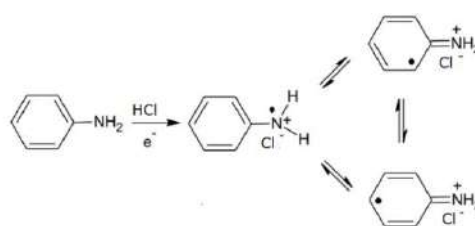
The nitrogen atom in the imine group contained in polyaniline can form  $-\text{NH}_2^+$  so that it has the potential to interact with the zeolite surface, which has a negative charge. This modification was carried out with variations in concentrations of 0.01 and 0.05 M. It was expected that cation exchange occurred between the hydronium ion and the ammonium group. The change in color indicates a zeolite-PANI interaction. At the addition of 0.01 M aniline-HCl, the grayish-white color of active zeolite turned became a dark gray, while at the concentration of 0.05 M, the color became darker, as shown in Figure 1. These color changes indicate that the formation of polyaniline polymers has been successful.



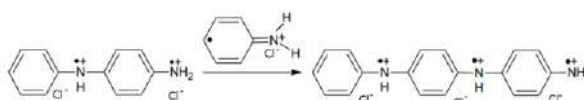
**Figure 1.** Color changes in (A) natural zeolite (B) 0.01-PANI zeolite (C) 0.05M zeolite-PANI

Polyaniline modified zeolite (zeolite-PANI) was obtained by adding aniline monomers ( $\text{C}_6\text{H}_5\text{NH}_2$ ) and HCl to the zeolite structure, then adding ammonium peroxodisulfate (APS)  $\text{NH}_4\text{S}_2\text{O}_8$ . The polyaniline formation was the result of the polymerization of aniline with an HCl as an oxidizer. The polymerization began with the initiation step in the acid atmosphere, and this stage required high energy. APS was used as an initiator agent which has a higher oxidation potential than aniline [15]; hence, protons in acids could bind with amine groups to form Anil-HCl. According to Wallace *et al.* [16], the formation of polyaniline polymers from aniline is as follows:

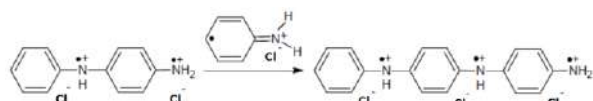
#### 1. Initiation step



#### 2. Coupling step



#### 3. Propagation step



#### 4. Termination step

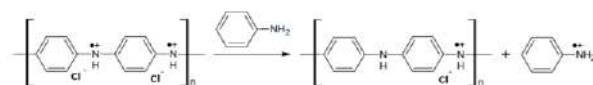


Figure 2 shows an illustration of the formation of Zeolite-PANI in which N atoms bound to the imine group of polyaniline can form  $\text{-NH}_2^+$ . It predicted that interactions with the negative charge could occur on the surface of the zeolite.

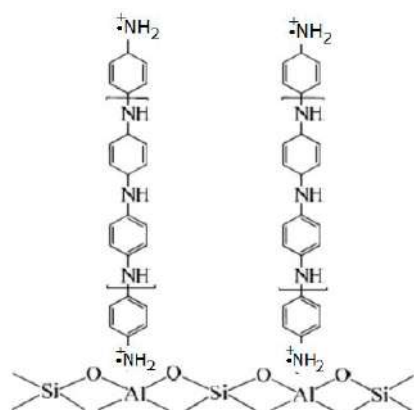


Figure 2. Illustration of zeolite-PANI formation

#### 1.7. Effect of addition of PANI on the composition of zeolite components

In the activation process, the addition of 1% HF aimed to dissolve or remove other metals found inside the zeolite framework. The existence of these metals can be determined through elemental analysis using X-ray Fluorescence (XRF). The XRF measurement data listed in Table 1.

Table 1 shows that the activation process causes a decrease in the amount of metal, even though the metal does not completely disappear. Activated zeolite still contains calcium and iron ions. Strong interactions between zeolites and calcium and iron make removal of the counterweight cation not easy.

Table 1. Component on natural zeolites and zeolites-PANI

Components	Content (%)		
	Natural zeolite	Zeolite-PANI 0.01M	Zeolite-PANI 0.05M
SiO <sub>2</sub>	66.58	72.90	56.04
Al <sub>2</sub> O <sub>3</sub>	10.75	9.90	7.75
CaO	8.10	5.90	5.12
Fe <sub>2</sub> O <sub>3</sub>	5.37	4.35	3.99

K <sub>2</sub> O	5.63	2.56	1.79
Cl	1.02	1.07	1.61
SO <sub>3</sub>	1.07	1.01	3.90
TiO <sub>2</sub>	1.00	0.84	0.89

Table 1 also indicates that the Si/Al ratios increase due to the modification of zeolite with polyaniline. The Si/Al ratio increases from 10.94 on natural zeolites to 13.546 for zeolite-PANI 0.01 M and to 12.77 on zeolite-PANI 0.05 M, respectively. Increasing the Si / Al ratio is expected to reduce the negative charge on the zeolite surface.

#### 1.8. FTIR analysis results

Infrared spectra analysis (FTIR) is an important method to characterize the structure of the framework. The spectra of zeolite before and after modification by PANI were shown in Figure 3.

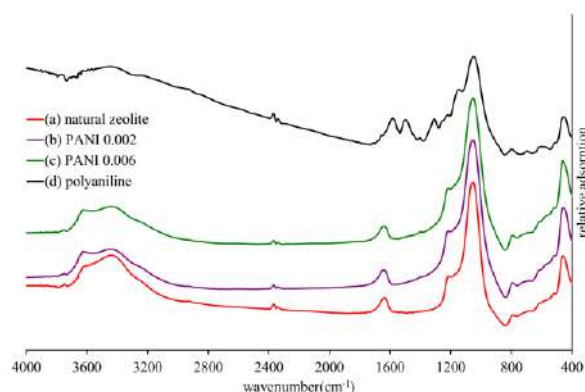


Figure 3. FTIR spectra of natural zeolite and zeolite-PANI

Figure 3 displays the FTIR spectra of zeolite. The zeolite framework structure was shown in the wavenumber region of 300–1300  $\text{cm}^{-1}$  in which indicate the existence of tetrahedral  $[\text{SiO}_4]^{-4}$  and  $[\text{AlO}_4]^{-5}$  bonds. The wavenumber 420–500  $\text{cm}^{-1}$  is the vibration of Si-O/Al-O (T-O) on the internal, while the wave number 700–780  $\text{cm}^{-1}$  is the vibration of the Si-O/Al-O (T-O) on the external. The symmetrical range is shown at wavenumbers 650–850  $\text{cm}^{-1}$ , and the asymmetric range is shown at wavenumbers 900–1250  $\text{cm}^{-1}$  [17].

The comparison of the FTIR spectrum of polyaniline and PANI-modified zeolites explain the protonation of PANI. The wavelength of about 1335–1250  $\text{cm}^{-1}$  demonstrates the presence of stretching C-N secondary aromatic amines. A strong bond in the C-N bond is considered to be a measure of the degree of electron delocalization in the PANI chain. It is thus a characteristic peak associated with the conductivity of the PANI because, in its structure, it has a conjugated yang bond, which causes electrons to move along the structure. The formation of a PANI polymer occurs through the interaction of  $\text{-NH}_2$  groups and carbonium ions in phenyl to form a C-N bond. The absorption intensity at C-N increases with increasing PANI concentration in zeolites [3]. In addition, FTIR spectra show that Polyaniline

(PANI) can interact with activated zeolites through cation exchange. This is evidenced by the emergence of the peak of Polyaniline with a wavelength of around 116–1176.28  $\text{cm}^{-1}$ , which is a C-H bending vibration and at a wavelength of about 1400–1500  $\text{cm}^{-1}$  which is a C=C benzenoid vibration and 1500–1600  $\text{cm}^{-1}$  which is the vibration of C=C quinoid [18].

Figure 3 also shows that variations in concentration affect the position, shape, and peak absorption of zeolite-PANI. The higher the concentration of polyaniline added to zeolite, the more it shows the spectral shape, which is close to the polyaniline spectra. The interaction between zeolite and polyaniline is likely a physical interaction. This is characterized by the non-generation of new groups that characterize the bond between zeolite and polyaniline, but only show the combination of functional groups of zeolite and polyaniline.

To find out the change in intensity, it is necessary to have a quantitative analysis. The analysis was conducted using a Fityx application where FTIR spectra were derived into the constituent peaks with a Gaussian approach. Previously, FTIR spectra were normalized, and the derivation curve was compared by equalizing the Half-width at half maximum (HWHM) of each derivation peak. Then, the derivative peaks were compared with the peak of Si-O-Si. The peak deconvolution results obtained were available to obtain information about almost imperceptible differences (vibrations in overlapping regions) in the modification process by measuring the absorption intensity that is related to the type of chemical group to be measured. The calculation results are in Table 2.

**Table 2.** The results of calculating the C-H/Si-O ratio

Sample	The absorption intensity of the function group		The ratio of C-H/Si-O
	Si-O (1050 $\text{cm}^{-1}$ )	C-H (1162 $\text{cm}^{-1}$ )	
Natural zeolite	22564	267.66	1.1862
Zeolite-PANI 0.01	23536.9	896.84	3.8103
Zeolite-PANI 0.05	24059.1	1404.29	5.8369

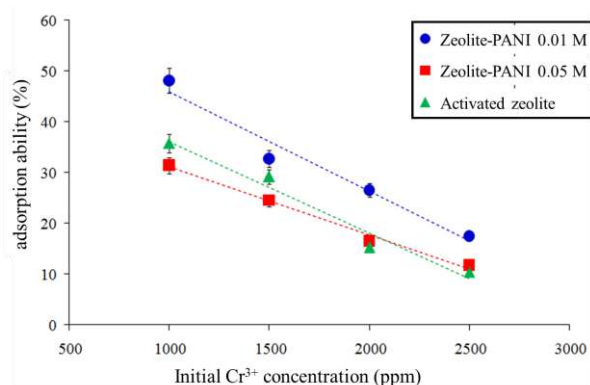
The deconvolution results show that the addition of polyaniline increases the CH / Si-O-Si ratio, which is in accordance with the prediction that the addition of polyaniline increases the carbon content in zeolite-PANI.

#### 1.9. Application of Zeolite-PANI as chromium(III) metal ion adsorbent

Polyaniline (PANI) modified natural zeolite adsorption capability on Cr(III) metal ions was carried out at initial concentration variations of 1000, 1500, 2000, and 2500 ppm as well as variations in system pH 1,2,3 and 4. The concentration of Cr(III) ions after adsorption was analyzed using a UV-Vis spectrophotometer at a

maximum wavelength of 420 nm. The graph of the relationship of Cr(III) metal ion concentration with adsorbed efficiency in three samples of zeolite-PANI 0.01 M, zeolite-PANI 0.05 M and natural zeolite can be seen in Figure 4, while the graph of the relationship between system pH and adsorption efficiency of metal ions adsorbed contained in Figure 5.

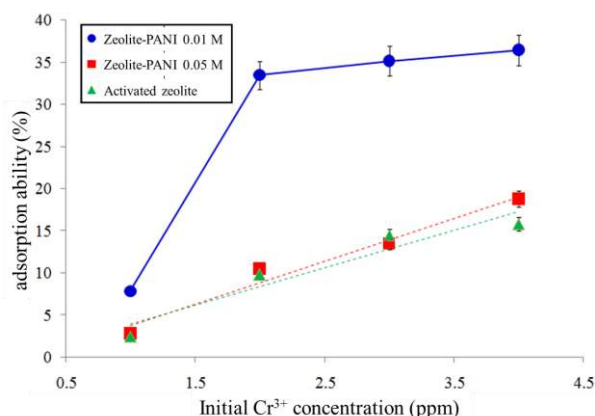
In Figure 4, it observed that the adsorption capacity of Cr(III) metal ions by activated zeolites and zeolites-PANI decreases with increasing concentration of a metal solution. These conditions indicate that the active sites of natural zeolite and zeolite-PANI adsorbents at high concentrations have saturated by these Cr(III) metal ions. Hence the adsorption capacity tends to decrease at high concentrations. The adsorption process through electrostatic interaction between the positive charge contained in Cr(III) and the negative charge of polyaniline deprotonated to  $(-\text{NH}_2^+)$ , so that interaction can occur because zeolites and polyanilines have formed a bilayer on the outer surface of zeolite above the surface [19].



**Figure 4.** Graph of the relationship of Cr(III) metal ion concentration with adsorption efficiency in zeolite-PANI 0.01 M, zeolite-PANI 0.05 M, and natural zeolites

The attraction between these charges causes lower concentrations of Cr(III) metal ions to make the ability to adsorb between molecules more easily because they only require less energy. In addition, the efficiency of adsorbed Cr(III) is not too high <50%, due to the charge that exists along the PANI polyelectrolyte chain which is bound to the active center of the zeolite causing a repulsive force between the charge contained in the PANI which is fully charged so that the Cr(III) metal ion, it is difficult to enter the zeolite-PANI group.





**Figure 5.** Graph of the relationship between pH and % adsorption efficiency Cr(III) by zeolite-PANI 0.01 M, zeolite-PANI 0.05 M and natural zeolite

The pH conditioning was carried out on the Cr(III) solution before it has interacted with zeolite. The choice of pH 1–4 in the adsorption process was due to chromium being in the form of free Cr(III) or  $\text{Cr}^{3+}$  at pH 1–2, at the higher pH, the concentration of  $\text{Cr}^{3+}$  begins to decrease, and  $\text{Cr}(\text{OH})^{2+}$  starts to appear. If the pH was higher, it was possible that adsorption could interfere with the deposition of  $\text{Cr}(\text{OH})_3$ . Sulastrı *et al.* [20] showed that in a solution with a low pH, the Cr(III) ion dissolved, and experienced turbidity in a solution with a pH of 5.

To get optimum pH conditions, the concentration of Cr(III) metal ion 1000 ppm was used because this concentration was absorbed most by activated zeolite and zeolite-PANI. Based on Figure 5, the highest adsorption efficiency of Cr(III) metal ions by activated zeolite and zeolite-PANI was at pH 4. At pH 1–4, the adsorption efficiency increases as at high pH, the zeolite-PANI deprotonated to form a negative charge surface ( $:\text{NH}_2^-$ ) and able to absorb Cr(III) cationic through electrostatic interactions. The increase in pH also causes the amount of  $-\text{NH}_2$  in zeolite-PANI to form more; hence, the bonds that occurred between Cr(III) ions and the active group of nitrogen atoms also increased. The adsorption result at pH 1 shows that adsorbed efficiency is much smaller compared to other pH levels. This is because, in conditions that are too acidic, pH may damage the structure of zeolites. Damage to the structure can occur because the Al metal in the zeolite is separated from the structure in the framework [21], resulting in a negative charge on the zeolite decreases, which makes the absorption power to absorb Cr(III) metal ions decreases [22]. Besides, there is the possibility of competition between  $\text{H}^+$  and Cr(III) metal ions to be adsorbed by zeolites.

At an alkaline pH caused the solution of Cr(III) to settle. This is because the Cr(III) ion has a  $K_{sp}$  value of around  $3.752 \times 10^{-3}$ , so based on the calculation of the Cr(III) ion, it will settle to a pH > 5.29 [23]. At the time of basic conditioning, ammonia solution is added to the pH showing > 5.29, and deposition occurs like gelatin, which

is gray-green to blue-gray, namely chromium(III) hydroxide [24].

#### 4. Conclusions

It is concluded that the natural zeolite had been successfully modified by PANI, which was characterized by the presence of polyaniline groups at wavenumbers  $1303-1319\text{ cm}^{-1}$  and  $1597\text{ cm}^{-1}$  in the FTIR spectra. The ability of adsorbent adsorbents in the form of the best adsorption efficiency of Cr(III) metal ions was 0.01 M zeolite-PANI at pH of 4 and at an initial concentration of 1000 ppm which was in the value of 48.13%.

#### References

- [1] Balwinder Kaur and Rajendra Srivastava, Simultaneous determination of epinephrine, paracetamol, and folic acid using transition metal ion-exchanged polyaniline-zeolite organic-inorganic hybrid materials, *Sensors and Actuators B: Chemical*, 211, (2015) 476–488  
<https://doi.org/10.1016/j.snb.2015.01.081>
- [2] Anis Komariah, Sriatun Sriatun and Pardoyo Pardoyo, Adsorpsi Alkil Benzena Sulfonat Menggunakan Zeolit Termodifikasi Cetyltrimethylammonium, *Jurnal Kimia Sains dan Aplikasi*, 20, 1, (2017) 13–18  
<https://doi.org/10.14710/jksa.20.1.13-18>
- [3] Priyanka Jain, Shilpa Varshney and Shalini Srivastava, Site-specific functionalization for chemical speciation of Cr(III) and Cr(VI) using polyaniline impregnated nanocellulose composite: equilibrium, kinetic, and thermodynamic modeling, *Applied Water Science*, 7, 4, (2017) 1827–1839  
<https://doi.org/10.1007/s13201-015-0356-1>
- [4] Abdulsalam A. Shyaa, Omar A. Hasan and Ahmed M. Abbas, Synthesis and characterization of polyaniline/zeolite nanocomposite for the removal of chromium(VI) from aqueous solution, *Journal of Saudi Chemical Society*, 19, 1, (2015) 101–107  
<https://doi.org/10.1016/j.jscs.2012.01.001>
- [5] Muzzaffar Ahmad Mir, Muzzaffar Ahmad Bhat, Sheikh Abdul Majid, Shabir H. Lone, Manzoor Ahmad Malla, Kautily Rao Tiwari, Ashiq Hussain Pandit, Radha Tomar and Rayees Ahmad Bhat, Studies on the synthesis and characterization of polyaniline-zeolite nanostructures and their role in carbon monoxide sensing, *Journal of Environmental Chemical Engineering*, 6, 1, (2018) 1137–1146  
<https://doi.org/10.1016/j.jece.2018.01.027>
- [6] Mostafa R. Abukhadra, Mohamed Rabia, Mohamed Shaban and Francis Verpoort, Heulandite/polyaniline hybrid composite for efficient removal of acidic dye from water; kinetic, equilibrium studies and statistical optimization, *Advanced Powder Technology*, 29, 10, (2018) 2501–2511  
<https://doi.org/10.1016/j.appt.2018.06.030>
- [7] Anka Jevremović, Patrycja Bober, Matej Mičušík, Jaroslav Kuliček, Udit Acharya, Jiří Pflieger, Maja Milojević-Rakić, Danina Krajišnik, Miroslava Trchová, Jaroslav Stejskal and Gordana Čirić-Marjanović, Synthesis and characterization of polyaniline/BEA zeolite composites and their



- application in nicosulfuron adsorption, *Microporous and Mesoporous Materials*, 287, (2019) 234–245  
<https://doi.org/10.1016/j.micromeso.2019.06.006>
- [8] Mohamed Adel Sayed, Mostafa R. Abukhadra, Mohamed Abdel Salam, Sobhy M. Yakout, Ahmed A. Abdeltawab and Ibrahim M. Aziz, Photocatalytic hydrogen generation from raw water using zeolite/polyaniline@Ni<sub>2</sub>O<sub>3</sub> nanocomposite as a novel photo-electrode, *Energy*, 187, (2019) 115943  
<https://doi.org/10.1016/j.energy.2019.115943>
- [9] Afshin Maleki, Bagher Hayati, Maryam Naghizadeh and Sang W. Joo, Adsorption of hexavalent chromium by metal organic frameworks from aqueous solution, *Journal of Industrial and Engineering Chemistry*, 28, (2015) 211–216  
<https://doi.org/10.1016/j.jiec.2015.02.016>
- [10] Rania E. Morsi, E. A. Khamis and A. M. Al-Sabagh, Polyaniline nanotubes: Facile synthesis, electrochemical, quantum chemical characteristics and corrosion inhibition efficiency, *Journal of the Taiwan Institute of Chemical Engineers*, 60, (2016) 573–581  
<https://doi.org/10.1016/j.jtice.2015.10.028>
- [11] Nomcebo H. Mthombeni, Maurice S. Onyango and Ochieng Aoyi, Adsorption of hexavalent chromium onto magnetic natural zeolite-polymer composite, *Journal of the Taiwan Institute of Chemical Engineers*, 50, (2015) 242–251  
<https://doi.org/10.1016/j.jtice.2014.12.037>
- [12] Deyi Wu, Yanming Sui, Shengbing He, Xinze Wang, Chunjie Li and Hainan Kong, Removal of trivalent chromium from aqueous solution by zeolite synthesized from coal fly ash, *Journal of Hazardous Materials*, 155, 3, (2008) 415–423  
<https://doi.org/10.1016/j.jhazmat.2007.11.082>
- [13] Dewi Yuanita Lestari, Kajian modifikasi dan karakterisasi zeolit alam dari berbagai negara, Prosiding Seminar Nasional Kimia dan Pendidikan Kimia 2010, Yogyakarta, (2010).
- [14] Sofian Ansori, Sriatun Sriatun and Pardoyo Pardoyo, Modifikasi Zeolit Alam Menggunakan TiO<sub>2</sub> sebagai Fotokatalis Zat Pewarna Indigo Carmine, *Jurnal Kimia Sains dan Aplikasi*, 19, 2, (2016) 68–71  
<https://doi.org/10.14710/jksa.19.2.68-71>
- [15] Iman Rahayu, Annisa Wijayati and Sahrul Hidayat, Sintesis dan Karakterisasi Polianilina Doping Asam Klorida dengan Metode Interfasial, *Jurnal Kimia VALENSI: Jurnal Penelitian dan Pengembangan Ilmu Kimia*, 2, 1, (2015) 74–79  
<https://doi.org/10.15408/jkv.voio.3143>
- [16] Gordon G. Wallace, Peter R. Teasdale, Geoffrey M. Spinks and Leon A.P. Kane-Maguire, *Conductive Electroactive Polymers: Intelligent Materials Systems*, Second Edition, CRC Press, 2002.
- [17] Halimatun Hamdan, *Introduction To Zeolites: Synthesis, Characterization, and Modification*, Universiti Teknologi Malaysia, Kuala Lumpur, 1992.
- [18] A. Olad, M. Khatamian and B. Naseri, Removal of toxic hexavalent chromium by polyaniline modified clinoptilolite nanoparticles, *Journal of the Iranian Chemical Society*, 8, 1, (2011) S141–S151  
<https://doi.org/10.1007/BF03254291>
- [19] Silvio R. Taffarel and Jorge Rubio, Removal of Mn<sup>2+</sup> from aqueous solution by manganese oxide coated zeolite, *Minerals Engineering*, 23, 14, (2010) 1131–1138  
<https://doi.org/10.1016/j.mineng.2010.07.007>
- [20] Siti Sulastri, Indriana Kartini Nuryono and Eko Sri Kunarti, Kinetika dan Keseimbangan Adsorpsi Ion Kromium (III) dalam Larutan pada Senyawa Silika dan Modifikasi Silika Hasil Sintesis dari Abu Sekam Padi, *Jurnal Penelitian Saintek*, 19, 2, (2014) 33–44
- [21] Sriatun Sriatun, Dimas Buntarto and Adi Darmawan, Pengaruh Penambahan Surfaktan Hexadecyltrimethyl-Ammonium (HDTMA) pada Zeolit Alam Terdealuminasi terhadap Kemampuan Mengadsorpsi Fenol, *Jurnal Kimia Sains dan Aplikasi*, 11, 1, (2008) 11–14  
<https://doi.org/10.14710/jksa.11.1.11-14>
- [22] Tom Chih-Hung Wang, Polyelectrolyte multilayers as nanostructured templates for inorganic synthesis, *Massachusetts Institute of Technology*,
- [23] Tan Chen, Zeyu Zhou, Sai Xu, Hongtao Wang and Wenjing Lu, Adsorption behavior comparison of trivalent and hexavalent chromium on biochar derived from municipal sludge, *Bioresource Technology*, 190, (2015) 388–394  
<https://doi.org/10.1016/j.biortech.2015.04.115>
- [24] G. Svehla, *Vogel's Qualitative Inorganic Analysis*, Pearson Education, 2008.

# Polyaniline Modified Natural Zeolite as Adsorbent for Chromium(III) Metal Ion

*by* Sriatun Siatun

---

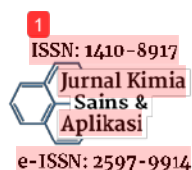
**Submission date:** 22-Feb-2020 06:19AM (UTC+0700)

**Submission ID:** 1261730395

**File name:** fied\_Natural\_Zeolite\_as\_Adsorbent\_for\_Chromium\_III\_Metal\_Ion.pdf (2.69M)

**Word count:** 4556

**Character count:** 26525



## Polyaniline Modified Natural Zeolite as Adsorbent for Chromium(III) Metal Ion

Rina Nurianingsih<sup>a,\*</sup>, Sriatun<sup>a,\*</sup>, Adi Darmawan<sup>a</sup>

<sup>a</sup> Chemistry Department, Faculty of Sciences and Mathematics, Diponegoro University Jl. Prof. Soedarto, SH, Tembalang, Semarang

\* Corresponding author: [sriatun@live.undip.ac.id](mailto:sriatun@live.undip.ac.id)

<https://doi.org/10.14710/jksa.22.6.292-298>

### Article Info

#### Article history:

Received: 18<sup>th</sup> August 2019  
Revised: 7<sup>th</sup> November 2019  
Accepted: 13<sup>th</sup> November 2019  
Online: 30<sup>th</sup> November 2019

#### Keywords:

natural zeolite;  
polyaniline; adsorbent;  
Cr(III)

### Abstract

Zeolite is an inorganic material whose surface has a permanent negative charge in its crystal structure. This material consists of tetrahedral  $[\text{SiO}_4]^{4-}$  and  $[\text{AlO}_4]^{5-}$ , which are connected by oxygen atoms in such a way as to form an open three-dimensional framework containing canals and cavities, as well as alkali or alkali metals for balancing the negative charge. This structure makes zeolites have the ability to adsorb. The ability of natural zeolite adsorption can improve by modifying the surface by adding polyaniline cationic compounds (PANI), which have an amine group ( $-\text{NH}_2$ ). Moreover, environmental pollution by metals is the biggest problem in daily life, one of which is the metal ion  $\text{Cr(III)}$ , which is a waste from industrial processes. Therefore, it is necessary to have an effort to reduce waste. This study aims to determine the effect of the addition of polyaniline on the adsorption ability of natural zeolites to metal ions  $\text{Cr(III)}$ . The research was carried out in several stages, namely activation of natural zeolite using  $\text{HF}$  1%, modification with polymer from aniline monomers, and ammonium peroxodisulphate (APS), and testing the ability of adsorption on  $\text{Cr(III)}$  metal ions. The study on the ability to adsorb  $\text{Cr(III)}$  metal ions by PANI-modified zeolites was carried out on variations in the concentration of  $\text{Cr(III)}$  metal ions and the system pH. The results showed that natural zeolite successfully modified with PANI. The FTIR absorption band at wavenumber  $1303-1319\text{ cm}^{-1}$  and  $1597\text{ cm}^{-1}$  indicated the presence of  $\text{NH}$  functional groups. Meanwhile, adsorption capability test data showed that the best adsorbent for adsorption of  $\text{Cr(III)}$  metal ions was zeolite-PANI 0.01M. The best pH was 4, the initial concentration of  $\text{Cr(III)}$  metal ions was 1000 ppm, and the percentage of absorption is 48.13%.

### 1. Introduction

Natural zeolite is an aluminosilicate mineral with a three-dimensional structure, consisting of tetrahedral  $[\text{SiO}_4]^{4-}$  and  $[\text{AlO}_4]^{5-}$  connected by oxygen atoms. Generally, negatively charged surfaces in natural zeolites are balanced by cations of alkali or alkaline earth metal ions. Zeolites have an open three-dimensional skeletal structure, consisting of canals and cavities. Usually, alkali or alkaline earth metals and free moving water molecules [1]. Natural zeolite is one of the most commonly used inorganic materials for surface modification because it has a permanent negative charge in its crystal structure,

making it suitable for various types of modifications. The adsorption ability of natural zeolite needs to be improved as in zeolite structure; there are various kinds of balancing cations such as  $\text{Na}^+$ ,  $\text{K}^+$ ,  $\text{Ca}^{2+}$ ,  $\text{Mg}^{2+}$ , and other metal ions which can cover the pores and cavities of natural zeolites. Activation with acid addition can dissolve the metal oxides and exchange the counter cation to  $\text{H}^+$ .

One modification of zeolite carried out by adding cationic compounds to activated zeolites [2]. Polyaniline is a cationic polymer that is widely used to modify natural zeolites because polyaniline has a stable form and has

amine groups ( $\text{:NH}_2$ ) and imines ( $\text{NH}^+$ ) in the structure. The amine group ( $\text{:NH}_2$ ) is a potent activator for these compounds due to the resonance and induction effects of the benzene ring. The release of electrons causes the N atom in the group to positively charged, and this is the part that has the potential to interact on negatively charged surfaces in zeolites [3]. Polyaniline (PANI) modified natural zeolite has been used to remove Cr(VI) in solution [4]. It found that modified zeolite by polyaniline through the polymerization process of anilinium cation. The adsorption capacity of Cr(VI) increased with increasing solution concentration. In the modification of composite nanocellulose (NCC) with polyaniline (PANI) as an adsorbent for Cr (III) and Cr (VI) ions. The results obtained indicated that PANI-NCC had an excellent performance for the adsorption of Cr (VI) and Cr (III) metals 97.89% and 94.12%, respectively [3]. It has been reported by Mir *et al.* [5] that the modification of zeolite nanostructures by PANI has also used in sensing carbon monoxide; heulandite/PANI was used to remove dyes that are acidic efficiently [6]. Recently Jevremović *et al.* [7] reported that BEA/polyaniline zeolites had a higher ability to adsorb nicosulfuron. Also, PANI @  $\text{Ni}_2\text{O}_3$ -modified zeolite was used as an electrode in the manufacture of hydrogen with photocatalytic water as raw material [8].

Modified natural zeolite with polyaniline (PANI) used as an adsorbent of heavy metal ions as environmental pollution by heavy metals is the biggest problem, with sources of pollution arising from industrial activities. Many toxic metal ions which are very dangerous to animals and humans have been discharged into the environment as industrial waste, causing severe soil and water pollution [9, 10]. One of the dangerous metals found in the environment includes chromium metal. The Chromium(III) is a metal that is quite abundant and becomes a contaminant of various industrial processes [11], such as tanning leather, paint, metallurgy, and hydrocarbon processing. The Cr(III) ion is the most stable oxidation state compared to others, but if there is an oxidizer, then Cr(III) can be oxidized to Cr(VI). Therefore, in this study, the ability of natural zeolites that have modified with polyaniline (PANI) analyzed for the adsorption of Cr(III) metal ion is examined. The zeolite skeletal structure, which has a negative charge on the alumina section, causes electrostatic interactions with positively charged ions (cations), namely polyaniline (PANI). Therefore, it expected that the positively charged Cr(III) metal ion absorbed by the amine group ( $\text{:NH}_2$ ), which turns into a negative charge due to deprotonation in the zeolite-Polyaniline framework. Based on the background, the purpose of this study is to obtain polyaniline modified zeolite (PANI) and determine the ability of adsorption of polyaniline modified zeolite (PANI) to Cr(III) ions based on variations in concentration and pH. A study of the pH effect of the Cr(III) solution is needed as the degree of acidity determines the species in the solution. According

to Wu *et al.* [12], in an aqueous solution at pH 2, there are 98% of the chromium species as free  $\text{Cr}^{3+}$  and 2% as  $\text{Cr}(\text{OH})^{2+}$ . Increasing the pH decreases the  $\text{Cr}^{3+}$  species and escalates the hydroxide formation. Variation in concentration is needed to determine the ability/capacity of the adsorbents (PANI-modified zeolite) to adsorb.

## 2. Methodology

### 2.1. Materials and equipment

Materials: natural zeolite from Bayat, Klaten, Central Java, HF (E. Merck), aniline (E. Merck), HCl (E. Merck), ammonium peroxodisulfate (E. Merck),  $\text{CrCl}_3 \cdot 6\text{H}_2\text{O}$  (E. Merck), distilled water, double distilled water. Equipment: glassware, magnetic stirrer and stirrer bar, shaker (MAXQ 2000), petri dish, filter paper, pH indicator (MERCK), oven (BINDER), OHAUS analytical balance, furnace (VULCAN 3-130), FT-IR spectrometer (Shimadzu), XRF (EQUA), UV-Vis spectrometer (Perkin Elmer).

### 2.2. Zeolite preparation and activation

A number of natural zeolites were crushed and mashed and then sieved using a 100-mesh sieve, and then washed by distilled water. The residue obtained was heated in an oven at  $110^\circ\text{C}$  for 4 hours. A total of 30 grams of zeolite were immersed in 600 mL of 1% HF solution for 10 minutes and stirred at room temperature. Following, zeolite filtered and washed with distilled water until a neutral pH was obtained. The solids resulting from filtration were dried in an oven at  $110^\circ\text{C}$  for 4 hours.

### 2.3. Modification of natural zeolites

#### 2.3.1. Preparation of Aniline-HCl salt

The aniline compound was reacted with 10 mL of concentrated HCl to form aniline-HCl salt which was then sufficiently dissolved in a volumetric flask.

#### 2.3.2. Modification of natural zeolites with polyaniline (PANI)

A total of 0.645 grams of aniline salt and 0.806 grams of ammonium peroxodisulfate (APS) dissolved in 10 mL double distilled water, respectively. Afterward, 5 grams of zeolite was added by 20 mL of the prepared Aniline-HCl solution and stirred for 30 minutes. Then 50 mL of APS (ammonium peroxodisulfate) solution was added to the container under stirring conditions for 2 hours. Then, the mixture was stood for 3 hours, then filtered. Then the residue obtained was washed by a mixture of distilled water and ethanol in a ratio of 1: 4. The washed solids were dried in an oven at  $60^\circ\text{C}$  for 5 hours. The aniline-HCl concentration was varied of 0.01 M, and 0.05 M. The polyaniline modified zeolites obtained were then characterized using Fourier-transform infrared spectroscopy (FTIR).



#### 1.4. Chromium ion Adsorption

##### 1.4.1. Variation in concentration

0.1 grams of polyaniline modified zeolite was mixed with 10 mL of  $\text{CrCl}_3 \cdot 6\text{H}_2\text{O}$  solution with a concentration variation of 1000; 1500; 2000; 2500 ppm. The mixtures were shaken for 60 minutes, then filtered. The filtrates were analyzed using a UV-VIS spectrophotometer.

##### 1.4.2. pH variations

A number of 0.1 grams of polyaniline modified zeolite was mixed with 10 mL of  $\text{CrCl}_3 \cdot 6\text{H}_2\text{O}$  with pH variations of pH 1; 2; 3; and 4 at the optimum concentration obtained. The mixtures were shaken for 60 minutes and then filtered. The filtrates were analyzed using a UV-VIS spectrophotometer.

### 3. Results and Discussion

#### 1.5. Activation of Natural Zeolites

The natural zeolite used in this study came from Bayat, Klaten, Central Java. The natural zeolite activation can be carried out in two ways, i.e., the physical activation and the chemical activation [13]. The zeolite activation can be physically carried out by grinding zeolites into smaller particles and then sieved with a size of 100 mesh. The scouring and sifting of zeolite are intended to reduce the zeolite size and at the same time, increase the zeolite surface area. Washing and evaporation in the oven at  $110^\circ\text{C}$  for 4 hours aimed to clean the zeolite from organic impurities that might cover the zeolite surface, which can interfere with the zeolite modification process. Washing zeolite used 1% HF was intended to open the zeolite pores and remove the oxide impurities (such as  $\text{CaO}$ ,  $\text{Fe}_2\text{O}_3$ ,  $\text{K}_2\text{O}$ , and  $\text{MgO}$ ). The metal oxide removal was needed to avoid interference with polyaniline or  $\text{Cr(III)}$  adsorption. As the natural zeolite is a naturally formed mineral so that the zeolite structure is balancing ions usually vary, including alkaline, alkaline earth, and transition metal group. The interaction between cations of Ca, Mg, and Fe with zeolite structure is reliable, so other these cations needed to be replaced and removed. The existence of these elements can be known from the results of XRF measurements, as shown in Table 1.

During the activation process, it was expected that the structure of the zeolite did not change; hence, the active group possessed by the zeolite became more active to interact with  $(-\text{NH}_2)$ , which was in polyaniline (PANI). The zeolites were dwelled for 10 minutes to maximize the activation process. Next, the zeolites were rinsed by distilled water until a neutral pH obtained. The zeolites obtained were referred to as activated zeolites. After that, the activated zeolites were heated in an oven at  $110^\circ\text{C}$  for 4 hours in order to remove water and solvents trapped in zeolite pores [14].

#### 1.6. Modification of activated zeolite with polyaniline (PANI)

The nitrogen atom in the imine group contained in polyaniline can form  $-\text{NH}_2^-$  so that it has the potential to interact with the zeolite surface, which has a negative charge. This modification was carried out with variations in concentrations of 0.01 and 0.05 M. It was expected that cation exchange occurred between the hydronium ion and the ammonium group. The change in color indicates a zeolite-PANI interaction. At the addition of 0.01 M aniline-HCl, the grayish-white color of active zeolite turned became a dark gray, while at the concentration of 0.05 M, the color became darker, as shown in Figure 1. These color changes indicate that the formation of polyaniline polymers has been successful.

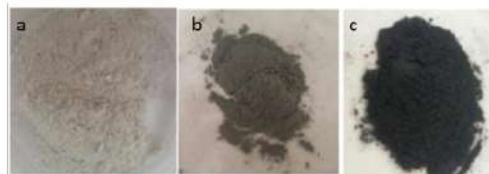
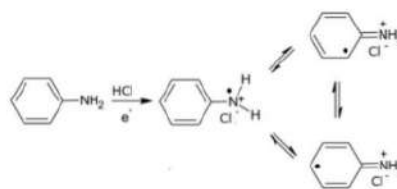


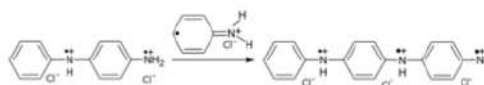
Figure 1. Color changes in (A) natural zeolite (B) 0.01-PANI zeolite (C) 0.05M zeolite-PANI

Polyaniline modified zeolite (zeolite-PANI) was obtained by adding aniline monomers ( $\text{C}_6\text{H}_5\text{NH}_2$ ) and HCl to the zeolite structure, then adding ammonium peroxodisulfate (APS)  $\text{NH}_4\text{S}_2\text{O}_8$ . The polyaniline formation was the result of the polymerization of aniline with an HCl as an oxidizer. The polymerization began with the initiation step in the acid atmosphere, and this stage required high energy. APS was used as an initiator agent which has a higher oxidation potential than aniline [15]; hence, protons in acids could bind with amine groups to form Anil-HCl. According to Wallace *et al.* [16], the formation of polyaniline polymers from aniline is as follows:

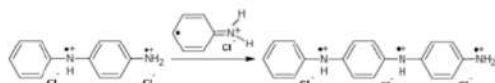
##### 1. Initiation step



##### 2. Coupling step



##### 3. Propagation step



#### 4. Termination step

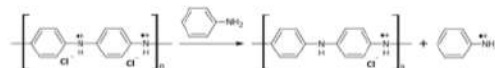


Figure 2 shows an illustration of the formation of Zeolite-PANI in which N atoms bound to the imine group of polyaniline can form  $-NH_2^+$ . It predicted that interactions with the negative charge could occur on the surface of the zeolite.

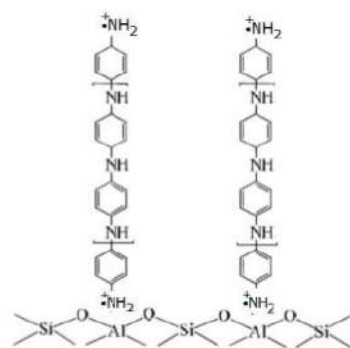


Figure 2. Illustration of zeolite-PANI formation

#### 1.7. Effect of addition of PANI on the composition of zeolite components

In the activation process, the addition of 1% HF aimed to dissolve or remove other metals found inside the zeolite framework. The existence of these metals can be determined through elemental analysis using X-ray Fluorescence (XRF). The XRF measurement data listed in Table 1.

Table 1 shows that the activation process causes a decrease in the amount of metal, even though the metal does not completely disappear. Activated zeolite still contains calcium and iron ions. Strong interactions between zeolites and calcium and iron make removal of the counterweight cation not easy.

Table 1. Component on natural zeolites and zeolites-PANI

Components	Content (%)		
	Natural zeolite	Zeolite-PANI 0.01M	Zeolite-PANI 0.05M
SiO <sub>2</sub>	66.58	72.90	56.04
Al <sub>2</sub> O <sub>3</sub>	10.75	9.90	7.75
CaO	8.10	5.90	5.12
Fe <sub>2</sub> O <sub>3</sub>	5.37	4.35	3.99

K <sub>2</sub> O	5.63	2.56	1.79
Cl	1.02	1.07	1.61
SO <sub>3</sub>	1.07	1.01	3.90
TiO <sub>2</sub>	1.00	0.84	0.89

Table 1 also indicates that the Si/Al ratios increase due to the modification of zeolite with polyaniline. The Si/Al ratio increases from 10.94 on natural zeolites to 13.546 for zeolite-PANI 0.01 M and to 12.77 on zeolite-PANI 0.05 M, respectively. Increasing the Si / Al ratio is expected to reduce the negative charge on the zeolite surface.

#### 1.8. FTIR analysis results

Infrared spectra analysis (FTIR) is an important method to characterize the structure of the framework. The spectra of zeolite before and after modification by PANI were shown in Figure 3.

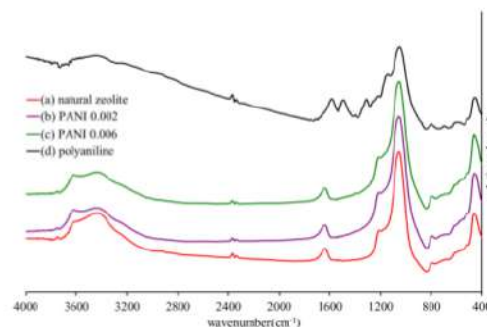


Figure 3. FTIR spectra of natural zeolite and zeolite-PANI

Figure 3 displays the FTIR spectra of zeolite. The zeolite framework structure was shown in the wavenumber region of 300–1300 cm<sup>-1</sup> in which indicate the existence of tetrahedral [SiO<sub>4</sub>]<sup>-4</sup> and [AlO<sub>4</sub>]<sup>-5</sup> bonds. The wavenumber 420–500 cm<sup>-1</sup> is the vibration of Si-O/Al-O (T-O) on the internal, while the wave number 700–780 cm<sup>-1</sup> is the vibration of the Si-O/Al-O (T-O) on the external. The symmetrical range is shown at wavenumbers 650–850 cm<sup>-1</sup>, and the asymmetric range is shown at wavenumbers 900–1250 cm<sup>-1</sup> [17].

The comparison of the FTIR spectrum of polyaniline and PANI-modified zeolites explain the protonation of PANI. The wavelength of about 1335–1250 cm<sup>-1</sup> demonstrates the presence of stretching C-N secondary aromatic amines. A strong bond in the C-N bond is considered to be a measure of the degree of electron delocalization in the PANI chain. It is thus a characteristic peak associated with the conductivity of the PANI because, in its structure, it has a conjugated yang bond, which causes electrons to move along the structure. The formation of a PANI polymer occurs through the interaction of  $-NH_2$  groups and carbonium ions in phenyl to form a C-N bond. The absorption intensity at C-N increases with increasing PANI concentration in zeolites [3]. In addition, FTIR spectra show that Polyaniline



(PANI) can interact with activated zeolites through cation exchange. This is evidenced by the emergence of the peak of Polyaniline with a wavelength of around 116-1176.28  $\text{cm}^{-1}$ , which is a C-H bending vibration and at a wavelength of about 1400-1500  $\text{cm}^{-1}$  which is a C=C benzenoid vibration and 1500-1600  $\text{cm}^{-1}$  which is the vibration of C=C quinoid [18].

Figure 3 also shows that variations in concentration affect the position, shape, and peak absorption of zeolite-PANI. The higher the concentration of polyaniline added to zeolite, the more it shows the spectral shape, which is close to the polyaniline spectra. The interaction between zeolite and polyaniline is likely a physical interaction. This is characterized by the non-generation of new groups that characterize the bond between zeolite and polyaniline, but only show the combination of functional groups of zeolite and polyaniline.

To find out the change in intensity, it is necessary to have a quantitative analysis. The analysis was conducted using a Fityx application where FTIR spectra were derived into the constituent peaks with a Gaussian approach. Previously, FTIR spectra were normalized, and the derivation curve was compared by equalizing the Half-width at half maximum (HWHM) of each derivation peak. Then, the derivative peaks were compared with the peak of Si-O-Si. The peak deconvolution results obtained were available to obtain information about almost imperceptible differences (vibrations in overlapping regions) in the modification process by measuring the absorption intensity that is related to the type of chemical group to be measured. The calculation results are in Table 2.

**Table 2.** The results of calculating the C-H/Si-O ratio

Sample	The absorption intensity of the function group		The ratio of C-H/Si-O
	Si-O (1050 $\text{cm}^{-1}$ )	C-H (1162 $\text{cm}^{-1}$ )	
Natural zeolite	22564	267.66	1.1862
Zeolite-PANI 0.01	23536.9	896.84	3.8103
Zeolite-PANI 0.05	24059.1	1404.29	5.8369

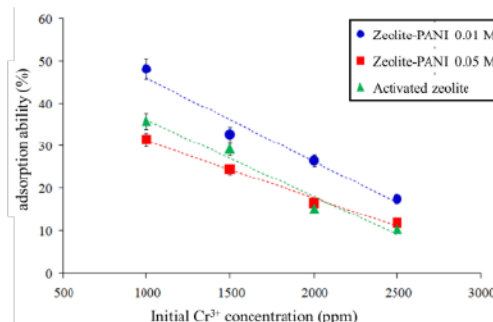
The deconvolution results show that the addition of polyaniline increases the CH / Si-O-Si ratio, which is in accordance with the prediction that the addition of polyaniline increases the carbon content in zeolite-PANI.

#### 1.9. Application of Zeolite-PANI as chromium(III) metal ion adsorbent

Polyaniline (PANI) modified natural zeolite adsorption capability on Cr(III) metal ions was carried out at initial concentration variations of 1000, 1500, 2000, and 2500 ppm as well as variations in system pH 1,2,3 and 4. The concentration of Cr(III) ions after adsorption was analyzed using a UV-Vis spectrophotometer at a

maximum wavelength of 420 nm. The graph of the relationship of Cr(III) metal ion concentration with adsorbed efficiency in three samples of zeolite-PANI 0.01 M, zeolite-PANI 0.05 M and natural zeolite can be seen in Figure 4, while the graph of the relationship between system pH and adsorption efficiency of metal ions adsorbed contained in Figure 5.

In Figure 4, it observed that the adsorption capacity of Cr(III) metal ions by activated zeolites and zeolites-PANI decreases with increasing concentration of a metal solution. These conditions indicate that the active sites of natural zeolite and zeolite-PANI adsorbents at high concentrations have saturated by these Cr(III) metal ions. Hence the adsorption capacity tends to decrease at high concentrations. The adsorption process through electrostatic interaction between the positive charge contained in Cr(III) and the negative charge of polyaniline deprotonated to  $(-\text{NH}_2^-)$ , so that interaction can occur because zeolites and polyanilines have formed a bilayer on the outer surface of zeolite above the surface [19].



**Figure 4.** Graph of the relationship of Cr(III) metal ion concentration with adsorption efficiency in zeolite-PANI 0.01 M, zeolite-PANI 0.05 M, and natural zeolites

The attraction between these charges causes lower concentrations of Cr(III) metal ions to make the ability to adsorb between molecules more easily because they only require less energy. In addition, the efficiency of adsorbed Cr(III) is not too high <50%, due to the charge that exists along the PANI polyelectrolyte chain which is bound to the active center of the zeolite causing a repulsive force between the charge contained in the PANI which is fully charged so that the Cr(III) metal ion, it is difficult to enter the zeolite-PANI group.

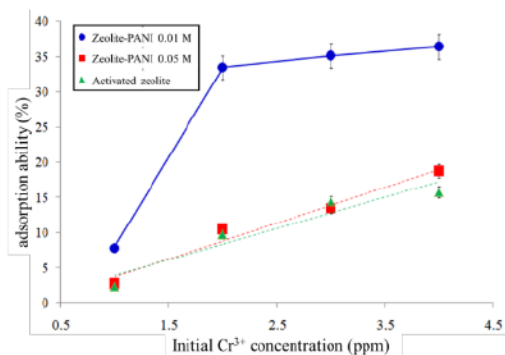


Figure 5. Graph of the relationship between pH and % adsorption efficiency Cr(III) by zeolite-PANI 0.01 M, zeolite-PANI 0.05 M and natural zeolite

The pH conditioning was carried out on the Cr(III) solution before it has interacted with zeolite. The choice of pH 1–4 in the adsorption process was due to chromium being in the form of free Cr(III) or  $\text{Cr}^{3+}$  at pH 1–2, at the higher pH, the concentration of  $\text{Cr}^{3+}$  begins to decrease, and  $\text{Cr}(\text{OH})^{2+}$  starts to appear. If the pH was higher, it was possible that adsorption could interfere with the deposition of  $\text{Cr}(\text{OH})_3$ . Sulastri *et al.* [20] showed that in a solution with a low pH, the Cr(III) ion dissolved, and experienced turbidity in a solution with a pH of 5.

To get optimum pH conditions, the concentration of Cr(III) metal ion 1000 ppm was used because this concentration was absorbed most by activated zeolite and zeolite-PANI. Based on Figure 5, the highest adsorption efficiency of Cr(III) metal ions by activated zeolite and zeolite-PANI was at pH 4. At pH 1–4, the adsorption efficiency increases as at high pH, the zeolite-PANI deprotonated to form a negative charge surface ( $:\text{NH}_2^-$ ) and able to absorb Cr(III) cationic through electrostatic interactions. The increase in pH also causes the amount of  $-\text{NH}_2$  in zeolite-PANI to form more; hence, the bonds that occurred between Cr(III) ions and the active group of nitrogen atoms also increased. The adsorption result at pH 1 shows that adsorbed efficiency is much smaller compared to other pH levels. This is because, in conditions that are too acidic, pH may damage the structure of zeolites. Damage to the structure can occur because the Al metal in the zeolite is separated from the structure in the framework [21], resulting in a negative charge on the zeolite decreases, which makes the absorption power to absorb Cr(III) metal ions decreases [22]. Besides, there is the possibility of competition between  $\text{H}^+$  and Cr(III) metal ions to be adsorbed by zeolites.

At an alkaline pH caused the solution of Cr(III) to settle. This is because the Cr(III) ion has a Ksp value of around  $3.752 \times 10^{-3}$ , so based on the calculation of the Cr(III) ion, it will settle to a pH  $> 5.29$  [23]. At the time of basic conditioning, ammonia solution is added to the pH showing  $> 5.29$ , and deposition occurs like gelatin, which

is gray-green to blue-gray, namely chromium(III) hydroxide [24].

#### 4. Conclusions

It is concluded that the natural zeolite had been successfully modified by PANI, which was characterized by the presence of polyaniline groups at wavenumbers  $1303\text{--}1319\text{ cm}^{-1}$  and  $1597\text{ cm}^{-1}$  in the FTIR spectra. The ability of adsorbent adsorbents in the form of the best adsorption efficiency of Cr(III) metal ions was 0.01 M zeolite-PANI at pH of 4 and at an initial concentration of 1000 ppm which was in the value of 48.13%.

#### References

- [1] Balwinder Kaur and Rajendra Srivastava, Simultaneous determination of epinephrine, paracetamol, and folic acid using transition metal ion-exchanged polyaniline-zeolite organic-inorganic hybrid materials, *Sensors and Actuators B: Chemical*, 211, (2015) 476–488 <https://doi.org/10.1016/j.snb.2015.01.081>
- [2] Anis Komariah, Sriatun Sriatun and Pardoyo Pardoyo, Adsorpsi Alkil Benzene Sulfonat Menggunakan Zeolit Termofiksasi Cetyltrimethylammonium, *Jurnal Kimia Sains dan Aplikasi*, 20, 1, (2017) 13–18 <https://doi.org/10.14710/jksa.20.1.13-18>
- [3] Priyanka Jain, Shilpa Varshney and Shalini Srivastava, Site-specific functionalization for chemical speciation of Cr(III) and Cr(VI) using polyaniline impregnated nanocellulose composite: equilibrium, kinetic, and thermodynamic modeling, *Applied Water Science*, 7, 4, (2017) 1827–1839 <https://doi.org/10.1007/s13201-015-0356-1>
- [4] Abdulsalam A. Shyaa, Omar A. Hasan and Ahmed Abbas, Synthesis and characterization of polyaniline/zeolite nanocomposite for the removal of Chromium(VI) from aqueous solution, *Journal of Saudi Chemical Society*, 19, 1, (2015) 101–107 <https://doi.org/10.1016/j.jscs.2012.01.001>
- [5] Muzaffar Ahmad Mir, Muzaffar Ahmad Bhat, Sheikh Abdul Majid, Shabir H. Lone, Manzoor Ahmad Malla, Kautily Rao Tiwari, Ashiq Hussain Pandit, Adha Tomar and Rayees Ahmad Bhat, Studies on the synthesis and characterization of polyaniline-zeolite nanostructures and their role in carbon monoxide sensing, *Journal of Environmental Chemical Engineering*, 6, 1, (2018) 1137–1146 <https://doi.org/10.1016/j.jece.2018.01.027>
- [6] Mostafa R. Abukhadra, Mohamed Rabia, Mohamed Shaban and Francis Verpoort, Heulandite/polyaniline hybrid composite for efficient removal of acidic dye from water; kinetic, equilibrium studies and statistical optimization, *Advanced Powder Technology*, 29, 10, (2018) 2501–2511 <https://doi.org/10.1016/j.apr.2018.06.030>
- [7] Anka Jevremović, Patrycja Bober, Matej Mičušík, Jaroslav Kuliček, Udit Acharya, Jiří Pflieger, Maja Milojević-Rakić, Danina Krajišnik, Miroslava Trchová, Jaroslav Stejskal and Gordana Čirić-Marjanović, Synthesis and characterization of polyaniline/BEA zeolite composites and their

- application in nicosulfuron adsorption, *Microporous and Mesoporous Materials*, 287, (2019) 234–245 <https://doi.org/10.1016/j.micromeso.2019.06.006>
- [8] Mohamed Adel Sayed, Mostafa R. Abukhadra, Mohamed Abdel Salam, Sobhy M. Yakout, Ahmed A. Abdeltawab and Ibrahim M. Aziz, Photocatalytic hydrogen generation from raw water using zeolite/polyaniline@Ni<sub>2</sub>O<sub>3</sub> nanocomposite as a novel photo-electrode, *Energy*, 187, (2019) 115943 <https://doi.org/10.1016/j.energy.2019.115943>
- [9] Afshin Maleki, Bagher Hayati, Maryam Naghizadeh and Sang W. Joo, Adsorption of hexavalent chromium by metal organic frameworks from aqueous solution, *Journal of Industrial and Engineering Chemistry*, 28, (2015) 211–216 <https://doi.org/10.1016/j.jiec.2015.02.016>
- [10] Rania E. Morsi, E. A. Khamis and A. M. Al-Sabagh, Polyaniline nanotubes: Facile synthesis, electrochemical, quantum chemical characteristics and corrosion inhibition efficiency, *Journal of the Taiwan Institute of Chemical Engineers*, 60, (2016) 573–581 <https://doi.org/10.1016/j.jtice.2015.10.028>
- [11] Nomcebo H. Mthombeni, Maurice S. Onyango and Sheng Aoyi, Adsorption of hexavalent chromium onto magnetic natural zeolite-polymer composite, *Journal of the Taiwan Institute of Chemical Engineers*, 10, (2015) 242–251 <https://doi.org/10.1016/j.jtice.2014.12.037>
- [12] Deyi Wu, Yanming Sui, Sheng He, Xinze Wang, Chunjie Li and Hainan Kong, Removal of trivalent chromium from aqueous solution by zeolite synthesized from coal fly ash, *Journal of Hazardous Materials*, 155, 3, (2008) 415–423 <https://doi.org/10.1016/j.jhazmat.2007.11.082>
- [13] Dewi Yuanita Lestari, Kajian modifikasi dan karakterisasi zeolit alam dari berbagai negara, Prosiding Seminar Nasional Kimia dan Pendidikan Kimia 2010, Yogyakarta, (2010).
- [14] Sofian Ansori, Sriatun Sriatun and Pardoyo Fardoyo, Modifikasi Zeolit Alam Menggunakan TiO<sub>2</sub> sebagai Fotokatalis Zat Pewarna Indigo Carmine, *Jurnal Kimia VALENSI: Jurnal Penelitian dan Pengembangan Ilmu Kimia*, 2, 1, (2015) 74–79 <https://doi.org/10.15408/jkv.voi0.3143>
- [15] Iman Rahayu, Annisa Wijayati and Sahrul Hidayat, Sintesis dan Karakterisasi Polianilina Doping Asam Klorida dengan Metode Interfasial, *Jurnal Kimia VALENSI: Jurnal Penelitian dan Pengembangan Ilmu Kimia*, 2, 1, (2015) 74–79 <https://doi.org/10.15408/jkv.voi0.3143>
- [16] Gordon G. Wallace, Peter R. Teasdale, Geoffrey M. Spinks and Leon A.P. Kane-Maguire, *Conductive Electroactive Polymers: Intelligent Materials Systems*, Second Edition, CRC Press, 2002.
- [17] Halimatun Hamdan, *Introduction To Zeolites: Synthesis, Characterization, and Modification*, Universiti Teknologi Malaysia, Kuala Lumpur, 1992.
- [18] A. Olad, M. Khatamian and B. Naseri, Removal of toxic hexavalent chromium by polyaniline modified clinoptilolite nanoparticles, *Journal of the Iranian Chemical Society*, 8, 1, (2011) S141–S151 <https://doi.org/10.1007/BF03254291>
- [19] Ivio R. Taffarel and Jorge Rubio, Removal of Mn<sup>2+</sup> from aqueous solution by manganese oxide coated zeolite, *Minerals Engineering*, 23, 14, (2010) 1131–1138 <https://doi.org/10.1016/j.mineng.2010.07.007>
- [20] Siti Sulastri, Indriana Kartini Nuryono and Eko Sri Kunarti, Kinetika dan Keseimbangan Adsorpsi Ion Kromium (III) dalam Larutan pada Senyawa Silika dan Modifikasi Silika Hasil Sintesis dari Abu Sekam Padi, *Jurnal Penelitian Saintek*, 19, 2, (2014) 33–44
- [21] Sriatun Sriatun, Dimas Buntarto and Adi Darmawan, Pengaruh Penambahan Surfaktan Hexadecyltrimethyl-Ammonium (HDTMA) pada Zeolit Alam Terdealuminasi terhadap Kemampuan Mengadsorpsi Fenol, *Jurnal Kimia Sains dan Aplikasi*, 11, 1, (2008) 11–14 <https://doi.org/10.14710/jksa.11.1.11-14>
- [22] Tom Chih-Hung Wang, Polyelectrolyte multilayers as nanostructured templates for inorganic synthesis, Massachusetts Institute of Technology,
- [23] Tan Chen, Zeyu Zhou, Sai Xu, Hongtao Wang and Wenjing Lu, Adsorption behavior comparison of trivalent and hexavalent chromium on biochar derived from municipal sludge, *Bioresour Technol*, 190, (2015) 388–394 <https://doi.org/10.1016/j.biortech.2015.04.115>
- [24] G. Svehla, *Vogel's Qualitative Inorganic Analysis*, Pearson Education, 2008.

# Polyaniline Modified Natural Zeolite as Adsorbent for Chromium(III) Metal Ion

## ORIGINALITY REPORT

4%

SIMILARITY INDEX

0%

INTERNET SOURCES

0%

PUBLICATIONS

4%

STUDENT PAPERS

## PRIMARY SOURCES

1

Submitted to UIN Sunan Kalijaga Yogyakarta

Student Paper

2%

2

Submitted to Tshwane University of Technology

Student Paper

2%

Exclude quotes

On

Exclude matches

< 2%

Exclude bibliography

Off