

# The Role of Concentration Ratio of TTiPAcAc on the Photocatalytic Activity of TiO<sub>2</sub> Thin Film in Reducing Degradation Products of Used Frying Oil

*by* Iis Nurhasanah

---

**Submission date:** 09-May-2023 01:43PM (UTC+0700)

**Submission ID:** 2088359380

**File name:** in\_Film\_in\_Reducing\_Degradation\_Products\_of\_Used\_Frying\_Oil.pdf (469.28K)

**Word count:** 4002

**Character count:** 20227

Research Article

## The Role of Concentration Ratio of TTiP:AcAc on the Photocatalytic Activity of TiO<sub>2</sub> Thin Film in Reducing Degradation Products of Used Frying Oil

Ummi Kaltsum<sup>1\*</sup>, Affandi Faisal Kurniawan<sup>1</sup>, Iis Nurhasanah<sup>2</sup>, P. Priyono<sup>2</sup>

<sup>1</sup>Physics Education Department, Universitas PGRI Semarang, Jl. Sidodadi Timur No.24, Semarang 50125, Indonesia

<sup>2</sup>Physics Department, Universitas Diponegoro, Jl. Prof. Soedarto, Kampus Undip Tembalang, Semarang 50275, Indonesia

Received: 20<sup>th</sup> February 2017; Revised: 27<sup>th</sup> May 2017; Accepted: 30<sup>st</sup> May 2017;  
Available online: 27<sup>th</sup> October 2017; Published regularly: December 2017

### Abstract

The TiO<sub>2</sub> thin film has been applied to reduce degradation products (free fatty acid/FFA and peroxide value/PV) in used frying oil under ultraviolet (UV) light irradiation. FFA and PV are degradation products in used frying oil that can cause various diseases in human. In this study, the TiO<sub>2</sub> thin films were made from precursor solution with concentration ratio of titanium tetraisopropoxide (TTiP) and acetylacetone (AcAc) of 1:1, 1:2, 2:1, 2:3, and 3:2. The aim of this study is to investigate the effect of concentration ratio of TTiP and AcAc on the photocatalytic activity of TiO<sub>2</sub> thin film in reducing FFA and PV of used frying oil. The spray coating method was used to deposit precursor solution of TiO<sub>2</sub> onto glass substrate at 450 °C. All TiO<sub>2</sub> thin films consist of spherical-like grain with dominant structure of TiO<sub>2</sub> rutile. The band gap energy of TiO<sub>2</sub> thin films was in the range 3.11-3.16 eV. Concentration ratio of TTiP and AcAc of 2:3 results in TiO<sub>2</sub> thin film with highest photocatalytic activity in reducing FFA and PV of used frying oil. Copyright © 2017 BCREC Group. All rights reserved

**Keywords:** TiO<sub>2</sub> thin film; TTiP; AcAc; Used frying oil; Photocatalytic activity

**How to Cite:** Kaltsum, U., Kurniawan, A.F., Nurhasanah, I., Priyono, P. (2017). The Role of Concentration Ratio of TTiP:AcAc on the Photocatalytic Activity of TiO<sub>2</sub> Thin Film in Reducing Degradation Products of Used Frying Oil. *Bulletin of Chemical Reaction Engineering & Catalysis*, 12 (3): 430-436 (doi:10.9767/bcrec.12.3.951.430-436)

**Permalink/DOI:** <https://doi.org/10.9767/bcrec.12.3.951.430-436>

### 1. Introduction

Titanium dioxide (TiO<sub>2</sub>) has interesting properties, i.e. high brightness, very high refractive index, and strong UV light absorption [1]. Therefore, the TiO<sub>2</sub> has been widely used as white pigment, sunscreen, and photocatalyst. Under UV light irradiation, TiO<sub>2</sub> has strong photocatalytic activity. As a photocatalyst, TiO<sub>2</sub>

has been applied in many fields, especially for pollutant photodegradation. Ioana and Moldovan reported the photodegradation of the indoor organic pollutant (toluene and chlorobenzene compounds) in the air [2]. Photodegradation of nitrogen oxides, odorous compounds, fungi, etc. in the air was studied by Miller and Fox [3]. In addition, photodegradation of pathogenic microorganisms [4] and different dyes (methylene blue and congo red) in the water were also reported [5].

Free fatty acid (FFA) and peroxide value (PV) are degradation products in frying oil pro-

\* Corresponding Author.  
E-mail: [ummikaltsum@upgris.ac.id](mailto:ummikaltsum@upgris.ac.id) (Kaltsum, U.)  
Telp.: +62-24-8316377; Fax.: +62-24-8448217

duced during frying process. FFA and PV are degradation products that produced by frying process and used to monitor quality of frying oil [6-9]. These molecules cause extreme human health problems, cancer and heart coronary disease [10-13]. The common method in reducing FFA and PV is filtration using adsorbent [14-16]. However, this method need long process and a lot of equipment. The other methods to reduce FFA and PV are the using of acid catalyst [17-19] and adding antioxidant [20,21].

Recently,  $\text{TiO}_2$  in the form of thin film has been used as an alternative technology in reducing free fatty acid (FFA) and peroxide value in used frying oil as a simple process and equipment [22,23]. Kaltsum *et al.* [22] used  $\text{TiO}_2$  thin film to reduce FFA and PV in used frying oil under sunlight and UV light irradiation for 5 hours. The precursor solution of  $\text{TiO}_2$  thin film was mixture of Titanium Tetraisopropoxide (TTiP) 0.2 M, Acetylacetone (AcAc) 0.4 M, and ethanol was deposited by spray coating method. The result showed that the  $\text{TiO}_2$  thin film could reduce FFA and PV up to 67.10 % and 79.15 % in used frying oil, respectively.

Comparison of reduction FFA and PV using sunlight and UV light irradiation was also analyzed by Kaltsum *et al.* [23]. Under sunlight irradiation, the  $\text{TiO}_2$  thin film was able to reduce FFA and PV up to 49.09 % and 20.96 %, respectively. On the other hand, under UV light irradiation,  $\text{TiO}_2$  thin film reduced FFA and PV up to 61.81 % and 53.22 %, respectively. Therefore, UV light irradiation was more effective in reducing FFA and PV than sunlight irradiation. Oja *et al.* [24] used  $\text{TiO}_2$  thin film made of TTiP and AcAc with concentration ratio of 2:1 for structural and electrical characterization.

In this study, concentration ratio of TTiP and AcAc in precursor solution of  $\text{TiO}_2$  thin film is varied into five ratios and the thin film used to purify used frying oil. The aim of this study is to investigate the effect of concentration ratio of TTiP and AcAc on the photocatalytic activity of  $\text{TiO}_2$  thin film to purify used frying oil under UV light irradiation. The parameter of percent FFA and PV are used to monitor the quality of used frying oil.

## 2. Materials and Methods

### 2.1 Manufacture of thin film

The material and procedure used in this research was based on the material and procedure as describe in the previous research [1,2]. The  $\text{TiO}_2$  thin film was made by spraying precursor solution onto glass substrate at temperature 450 °C. The precursor solution was

made by mixing TTiP (97 %, Sigma-Aldrich, AcAc (99 %, Merck KgaA, and absolute ethanol (Merck KgaA). The concentration ratio of TTiP:AcAc was varied into 5 conditions. They were 1:1, 1:2, 2:1, 2:3, and 3:2, respectively.

### 2.2 $\text{TiO}_2$ thin film characterization

The properties of  $\text{TiO}_2$  thin films were characterized using JEOL JSM-6510 LA Scanning Electron Microscope (SEM), Shimadzu 1240 UV-visible spectrophotometer, and MAXima\_X XRD-7000X-ray diffractometer. The thickness of  $\text{TiO}_2$  thin films was estimated using SEM image and the result as shown in Table 1. The XRD pattern was used to analyze structure and crystallite size of  $\text{TiO}_2$  thin films. The optical properties of  $\text{TiO}_2$  thin films were analyzed through absorbance spectra in the range 200-800 nm.

### 2.3 Determination of FFA and PV

Reduction of FFA and PV in used frying oil was carried out by putting  $\text{TiO}_2$  thin in used frying oil and irradiated by UV light for 5 hours. The FFA and PV of used frying oil before and after irradiation were determined by titration method of AOCS [25,26]. Ten gram used frying oil was added to 50 mL hot ethanol and 5 drops of phenolphthalein. The mixture was titrated with 0.1 N KOH by shaking until a light pink color appeared. The value of FFA was determined using equation (1).

$$\%FFA = \frac{56.1 NV}{W} \quad (1)$$

where,  $N$  is the normality of KOH,  $V$  is the volume of KOH (mL), and  $W$  is the mass of used frying oil (g).

Five gram used frying oil was added to 50 mL acetate acid and shaken until the mixture homogeneous. 0.5 mL KI and 30 mL distilled water were added to that the mixture and shaken for 1 minute, respectively. The mixture was titrated by 0.1 N  $\text{Na}_2\text{O}_3\text{S}_2$  until the yellow color disappear. 0.5 mL amilum liquid was added to mixture. The titration was continued until the blue color disappear. The peroxide value was determined using equation (2).

$$PV = \frac{1000 NV}{W} \quad (2)$$

where  $N$  is the normality of  $\text{Na}_2\text{O}_3\text{S}_2$ ,  $V$  is the volume of  $\text{Na}_2\text{O}_3\text{S}_2$  (in mL), and  $W$  is the mass of used frying oil (in grams).

### 3. Results and Discussion

#### 3.1 Properties of TiO<sub>2</sub> thin film

##### 3.1.1 Structure and morphology

The structure of TiO<sub>2</sub> thin films was analyzed by XRD patterns as shown in Figure 1. It can be seen that all TiO<sub>2</sub> thin films have the same pattern with three strong peaks at 2θ of 44°, 64°, and 77°, respectively. By comparing with JCPDS No. 21-1276 and No. 16-0617, the three strong peaks corresponded to the (210) and (310) plane of rutile TiO<sub>2</sub>, and (024) plane of brookite TiO<sub>2</sub>, respectively. However, a small peak was also observed at 2θ = 37° for thin film with TTip:AcAc ratio of 1:1, 1:2, 2:1, and 2:3 which correspond to the (004) plane of anatase (JCPDS No. 21-1272). This result indicates that TiO<sub>2</sub> thin film was formed by a mixture of rutile, brookite, and anatase structure which rutile as predominant structure. The crystallite size of TiO<sub>2</sub> thin films was calculated using equation (3) for strongest diffraction peak of rutile (210) [27].

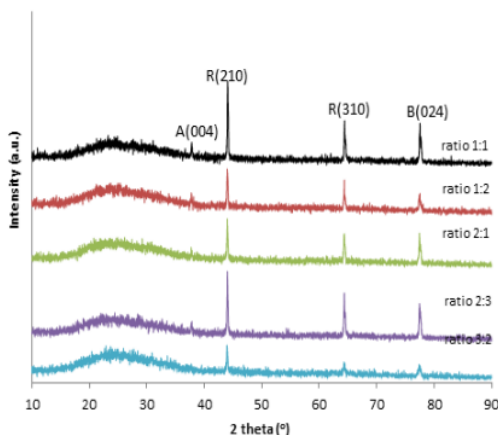


Figure 1. The XRD pattern of five TiO<sub>2</sub> thin films

Table 1. The mean crystallite size and the thick-

No	TTip:AcAc ratio	Mean crystallite size (nm)	Thickness (μm)
1	1:1	49.86	0.719
2	1:2	42.73	0.915
3	2:1	53.41	0.288
4	2:3	59.83	1.569
5	3:2	53.42	0.651

$$D = \frac{0.9 \lambda}{\beta \cos \theta} \quad (3)$$

where  $D$  is crystallite size,  $\lambda$  is X-ray wavelength,  $\beta$  is full width at half of maximum, and  $\theta$  is Bragg's angle. Table 1 shows the crystallite size of TiO<sub>2</sub> thin film. It can be found that the crystallite size of TiO<sub>2</sub> thin film with ratio 2:3 was the largest, 59.83 nm.

The surface morphology of TiO<sub>2</sub> thin films was characterized by SEM as shown in Figure 2. The surfaces of all TiO<sub>2</sub> thin films consist of spherical like-grains.

##### 3.1.2 Optical properties

The absorbance spectrums of all TiO<sub>2</sub> thin films were investigated by UV VIS spectrophotometer as depicted in Figure 3. All TiO<sub>2</sub> thin films show strong absorption at ultra violet range of 290-400 nm and low absorption at visible light range of 400-800 nm. Therefore, the high photocatalytic activity of TiO<sub>2</sub> thin films can be obtained by using UV light as a radiation source.

In spite of being the same material, the absorbance of each thin film in Figure 3 is different each other. It is due to each thin film has a different rutile, brookite, and anatase phase composition and different thickness. The high thickness leads more light absorbed, so it increases absorbance. The same result also was reported by Samoom *et al.* [28] that increasing of thickness increased absorbance. The strong UV absorption obtained for TiO<sub>2</sub> thin film deposited at TTip:AcAc ratio of 1:2 and 2:3.

The absorbance data that can be used to determine energy gap of thin film by Tauc plot method based on the Equation for indirect transition (Equation 4) [29] and the result is listed in Table 2. The indirect band gap of rutile TiO<sub>2</sub> was 3.10 eV as reported by Welte and Monllor [30,31].

$$(\alpha h\nu)^{1/2} = A(h\nu - E_g) \quad (4)$$

where  $\alpha$  is absorption coefficient,  $h\nu$  is photon energy,  $A$  is constant, and  $E_g$  is band gap energy.

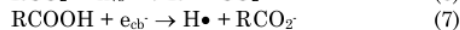
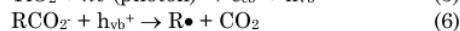
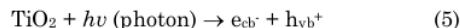
The band gap energy of TiO<sub>2</sub> thin films are in the range 3.11-3.16 eV. The highest band gap energy is shown by TiO<sub>2</sub> thin film with ratio 1:2. On the contrary, the lowest band gap energy was shown by TiO<sub>2</sub> thin film with ratio 1:1.



### 3.2 Photocatalytic properties of TiO<sub>2</sub> thin films

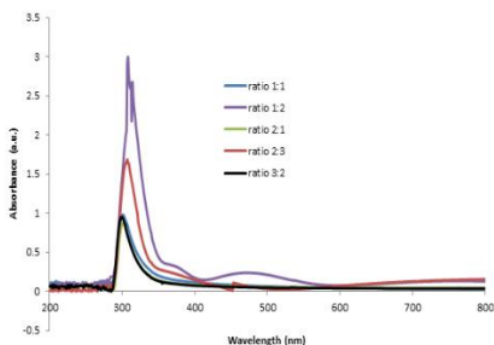
In this research, photocatalytic properties of TiO<sub>2</sub> thin films is applied to reduce FFA and PV in used frying oil. The photocatalytic process in TiO<sub>2</sub> thin film can be explained in three steps. First, when the UV light (photon) irradiates thin film, electron in valence band excites to conduction band and produce hole and conduction electron as shown in Equation (5) [32]. Second, hole and conduction electron react with carboxylic acid (main component of frying oil) produce hydrocarbon radical and hydrogen

radical as shown in Equations (5-7), respectively [33]. The last, both radical react with degradation products (FFA and oxidation products), so the percentage of FFA and PV reduced.



The photocatalytic activities of the thin film in used frying oil were evaluated via the reduction of degradation products (FFA and PV) under UV light irradiation. Reduction of FFA and PV can be determined using Equation (8) and (9), respectively.


$$R(\text{of FFA}) = \frac{\text{FFA}_i - \text{FFA}_f}{\text{FFA}_i} \times 100\% \quad (8)$$



**Figure 3.** The absorbance spectrum of TiO<sub>2</sub> thin films for various TTiP:AcAc ratio

**Table 2.** The band gap energy of five TiO<sub>2</sub> thin films

No	TiO <sub>2</sub> thin film	Indirect (eV)
1	Ratio of 1:1	3.11
2	Ratio of 1:2	3.16
3	Ratio of 2:1	3.15
4	Ratio of 2:3	3.12
5	Ratio of 3:2	3.13



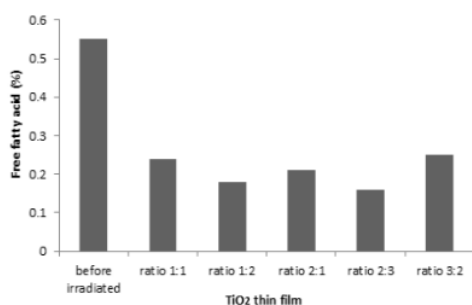
**Figure 2.** SEM image of TiO<sub>2</sub> thin film with concentration of TTiP and AcAC with ratio (a) 1:1, (b) 1:2, (c) 2:1, (d) 2:3, and (e) 3:2

$$R(\text{of PV}) = \frac{PV_i - PV_f}{PV_i} \times 100\% \quad (9)$$

where  $R$  is reduction (in %),  $FFA_i$  is initial value of FFA (in %),  $FFA_f$  is final value of FFA (in %),  $PV_i$  is initial value of PV (in meq/kg), and  $PV_f$  is final value of PV (in meq/kg). The results were shown in Figures 4-5.

The photocatalytic activity of thin film is affected by the absorbance, band gap energy, surface area, thickness [14,34], and annealing temperature [35,36]. The large absorbance means the large intensity of light adsorbed by thin film, so the high photocatalytic process occurred. The smaller band gap energy, the more electron can be excited by photon to be conduction electron. The larger surface area, the more interaction between thin film and molecule of sample. Increasing thickness film leads increasing in surface area, so increasing contact between thin film and molecule of sample [34]. Increasing the number of conduction electron and interaction or contact between thin film and molecule increase the photocatalytic activities. In this research, the molecule meant is carboxylic acid as the main component of frying oil. The high photocatalytic activities refer to the high FFA and PV reduction in used frying oil.

The high reduction both of FFA and PV in used frying oil was shown by  $\text{TiO}_2$  thin film with ratio 2:3. This might be mainly affected by the high thickness, large absorbance and small band gap energy of  $\text{TiO}_2$  thin film with ratio 2:3. Effective reduction of FFA and PV is also observed in  $\text{TiO}_2$  thin film with ratio 1:2 and 2:1, respectively. However, thin film with ratio 1:1 and 3:2 reduced small FFA and PV because of big band gap energy, low absorbance, and small thickness.



**Figure 4.** The percentage of FFA before and after photocatalysis process using  $\text{TiO}_2$  thin film under UV light irradiation

Addamo *et al.* [37] used three  $\text{TiO}_2$  thin films (pure rutile, pure anatase, and pure brookite) to reduce 2-propanol. The result showed that pure brookite and pure anatase had better photocatalytic activity than pure rutile. In this study, all the  $\text{TiO}_2$  thin films have predominant rutile structure. However, they have high photocatalytic activity. It might be due to affected by the thickness, absorbance, and small band gap of thin film. In addition, rutile phase has the highest ultraviolet absorptivity among the titanium dioxide phases, so it has high photocatalytic activity [38].

#### 4. Conclusions

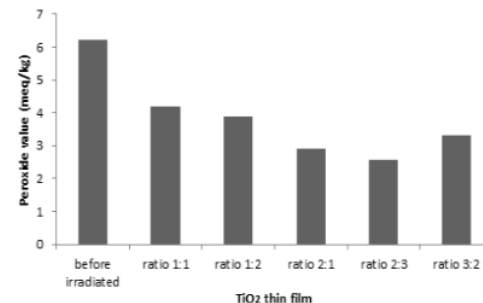
The  $\text{TiO}_2$  thin films deposited at various concentration ratio of TTiP and AcAc have  $\text{TiO}_2$  rutile predominant structure. The surface morphology of thin films was spherical-like grain. The band gap energy was around 3.11-3.16 eV. The  $\text{TiO}_2$  thin films reduced FFA and PV up to 70.90 % and 58.54 % under UV light irradiation for 5 hours. The  $\text{TiO}_2$  thin film with TTiP:AcAc concentration ratio of 2:3 posses the highest photocatalytic activity and the most effective in reducing FFA and PV of used frying oil.

#### Acknowledgement

This research was financial supported by ministry of Research, Technology, and Higher Education of The Republic of Indonesia with the research scheme of *Pekerti* in 2016.

#### References

- [1] Shi, H., Magaye, R., Castranova, V., Zhao, J. (2013). Titanium Dioxide Nanoparticle: A Review of Current Toxicological Data. *Particle and Fiber Technology*, 10(15): 1-33.



**Figure 5.** The percentage of PV before and after photocatalysis process using  $\text{TiO}_2$  thin film under UV light irradiation

- [2] Ioana C.G., Moldovan, Z. (2009). Photodegradation of The Indoor Organic Pollutants by UV Irradiation using TiO<sub>2</sub> Catalysts. *Journal of Physics: Conference Series*, 182.
- [3] Miller, R., Fox, R. (1993). Treatment of Organic Contaminants in Air by Photocatalytic Oxidation: A Commercialization Perspective, in: Photocatalytic Purification and Treatment of Water and Air. *Proceedings of the 1<sup>st</sup> International Conference on TiO<sub>2</sub>*, 573-578.
- [4] Cathy, M., Jeanette, M.C.R., Detlef, W.B., Peter, K.J.R. (2007). The Application of TiO<sub>2</sub> Photocatalysis for Disinfection of Water Contaminated with Pathogenic Micro Organisms: A Review. *Research on Chemical Intermediates*, 33(3): 359-375.
- [5] Mukhlis, M. Z.B., Najnin, F., Rahman, M.M., Uddin, M.J. (2013). Photocatalytic Degradation of Different Dyes Using TiO<sub>2</sub> with High Surface Area: A Kinetic Study. *Journal of Scientific Research*, 5(2): 301-314.
- [6] Wannahari, R., Nordin, M.F.N. (2012a). Reduction of Peroxide Value in Used Palm Cooking Oil Using Bagasse Adsorbent. *American International Journal of Contemporary Research*, 2(1): 185-191.
- [7] Wannahari, R., Nordin, M.F.N. (2012b). The Recovery of Used Palm Cooking Oil Using Bagasse as Adsorbent. *American Journal of Engineering and Applied Science*, 5(1): 59-62.
- [8] Somnuk, C., Bhundit, I., Chanin, T. (2013). Cytotoxicity of Used Frying Oil Recovered by Different Adsorbents. *Kasetsart Journal*, 47: 874-884.
- [9] Oliveira, P.M., Farias, L.M., Villarreyes, J.A.M., celo G. D'Oca, M.G.M. (2016). Eco-friendly Pretreatment of Oil with High Free Fatty Acid Content Using a Sulfamic Acid/Ethanol System. *Journal of the American Oil Chemists' Society*, 93(10): 1393-1397.
- [10] Wang, K., Zhang, X., Zhang, J., Zhang, Z., Fan, C., Han, P. (2016). Theoretical Study on Free Fatty Acid Elimination Mechanism for Waste Cooking Oils to Biodiesel over Acid Catalyst. *Journal of Molecular Graphics and Modelling*, 66: 41-46.
- [11] Hayyan, A., Hasyim, M.A., Hayyan, M., Qing, K.G. (2014). Biodiesel Production from Acidic Crude Palm Oil Using Perchloric Acid. *Energy Procedia*, 61: 2745-2749.
- [12] Choe, E., Min, D.B. (2006). Mechanisms and Factors for Edible Oil Oxidation. *Comprehensive Food Science and Food Safety*, 5 (4): 169-186.
- [13] Kaleem, A., Aziz, S., Iqtedar, M., Abdullah, R., Aftab, M., Rashid, F., Shakoori, F.R., Naz, N. (2015). Investigating Changes and Effect of Peroxide Values in Cooking Oils Subject to Light and Heat. *Fuust J. Biol.*, 5(2): 191-196.
- [14] Kaltsum, U., Kurniawan, A.F., Nurhasanah, I., Priyono, P. (2016). Reduction of Peroxide Value and Free Fatty Acid Value of Used frying Oil Using TiO<sub>2</sub> Thin Film Photocatalyst. *Bulletin of Chemical Reaction Engineering & Catalysis*, 11(3): 369-375.
- [15] Kaltsum, U., Kurniawan, A.F., Priyono, Nurhasanah, I. (2016). A Comparison of TiO<sub>2</sub> Thin Film Photocatalyst using Sunlight and UV Light in Reducing Free Fatty Acid and Peroxide Value of Used Frying Oil. *Proceeding of International Conference on Mathematics, Sciences, and Education*, Indonesia.
- [16] Gebhardt, B. (1996). *Oils and Fats in Snack Foods*. New York, USA: John Wiley & Sons Inc.
- [17] Totani, N., Burenjargal, M., Yawata, M., Ojiri, Y. (2008). Chemical Properties and Cytotoxicity of Thermally Oxidized Oil, *J. Oleo. Sci.*, 57: 153-160.
- [18] Bhattacharya, A.B., Sajilata, M.G., Tiwari, S.R., Singhal, R. (2008). Regeneration of Thermally Polymerized Frying Oils with Adsorbents. *Food Chemistry*, 110: 562-570.
- [19] Somnuk, C., Bhundit, I., Chanin, T. (2013). Cytotoxicity of Used Frying Oil Recovered by Different Adsorbents. *Kasetsart Journal*, 47: 874-884.
- [20] Chopra, M., Schrenk, D. (2011). Dioxintoxicity, Aryl Hydrocarbon Receptor Signaling, and Apoptosis-Persistent Pollutants Affect Programmed Cell Death. *Critical Review in Toxicology*, 41(4): 292-320.
- [21] Kummerow, F.A. (2013). Interaction between-Sphingomyelin and Oxysterols Contributes to Atherosclerosis and Sudden Death. *American Journal of Cardiovascular Disease*, 3: 17-26.
- [22] Srivastava, S., Singh, M., George, J., Bhui, K., Saxena, A.M., Shukla, Y. (2010). Genotoxic and Carcinogenic Risk Associated with The Dietary Consumption of Repeatedly Heated Coconut Oil, *Brit. J. Nutr.*, 104: 1343-1352.
- [23] Lowe, S.W., Lin, A.W. (2000). Apoptosis in Cancer. *Carcinogenesis*, 21: 485-495.
- [24] Oja, I. Mere, A., Krunk, M., Nisumaa, R., Solterbeck, C-H., Es-Souni, M. (2006). Structural and Electrical Characterization of TiO<sub>2</sub> Films Grown by Spray Pyrolysis. *Thin Solid Films*, 515: 674-677.
- [25] American Oil Chemists' Society. (2009). *AOCS Official Method Ca 5a-40, Free Fatty Acids*. AOCS Press.

- [26] American Oil Chemists' Society. (2009). *AOCS Official Method Cd 8b-90, Peroxide Value Acetic Acid-Isooctane Method*. AOCS Press.
- [27] Monshi, A., Foroughi, M.R., Monshi, M.R. (2012). Modified Scherrer Equation to Estimate More Accurately Nano-Crystallite Size Using XRD. *World Journal of Nano Science and Engineering*, 2: 154-160.
- [28] Samoom, N.A., Atty, H.K., Ashoor, A.A.W., Hateef, A.A. (2013). Effect Thickness on Structural and Optical Properties of NiO Thin Films. *International Journal of Physics, Chemistry and Mathematics*, 1(1): 1-8.
- [29] Valencia, S., Marín, J.M., Restrepo, G. (2010). Study of the Bandgap of Synthesized Titanium Dioxide Nanoparticles Using the Sol-Gel Method and a Hydrothermal Treatment. *The Open Materials Science Journal*, 4: 9-14.
- [30] Welte, A., Waldauf, C., Brabec, C., Wellmann, P. (2008). Application of Optical for the Investigation of Electronic and Structural Properties of Sol-Gel Processed TiO Films. *Thin Solid Films*, 516(20): 7256-7259.
- [31] Monllor, S.D., Gomez, R., González, H.M., Salvador, P. (2007). The "Diret-Indirect" Model: An Alternative Kinetic Approach in Heterogeneous Photocatalysis based on the Degree of Interaction of Dissolved Pollutant Species with the Semiconductor Surface. *Catal. Today*, 129: 247-255.
- [32] Luan, X., Wang, Y. (2014). Preparation and Photocatalytic Activity of Ag/Bamboo-Type TiO<sub>2</sub> Nanotube Composite Electrodes for Methylene Blue Degradation. *Materials Science in Semiconductor Processing*, 25: 43-51.
- [33] Kraeutler, B., Bard, A.J. (1978). Heterogeneous Photocatalytic Synthesis of Methane from Acetic Acid - New Kolbe Reaction Pathway. *J. Am. Chem. Soc.*, 100(7): 2239-2240.
- [34] James C. Moore, Robert Louderand Cody V. Thompson. (2014). Photocatalytic Activity and Stability of Porous Polycrystalline ZnO Thin-Films Grown via a Two-Step Thermal Oxidation Process. *Coatings*, 4: 651-669.
- [35] Hanini, F., Bouabellou, A., Bouachiba, Y., Kermiche, F., Taabouche, A., Hemissi, M., Lakhdar, D. (2013). Structural, Optical and Electrical Properties of TiO<sub>2</sub> Thin Films Synthesized by Sol-Gel Technique. *IOSR Journal of Engineering*, 3(6): 21-28.
- [36] Lin, C.P., Chen, H., Nakaruk, A., Koshy, P., Sorrell, C.C. (2013). Effect of Annealing Temperature on the Photocatalytic Activity of TiO<sub>2</sub> Thin Films. *Energy Procedia*, 34: 627-636.
- [37] Addamo, M., Bellardita, M., Paola, A.D., Palmisano, L. (2006). Preparation and Photoactivity of Nanostructured Anatase, Rutile and Brookite TiO<sub>2</sub> Thin Films. *Chemical Communications*. 47: 4943-4945.
- [38] Francisco, M.S.P, Mastelaro, V.R. (2012). Inhibition of the Anatase Rutile Phase Transformation with Addition of CeO<sub>2</sub> to CuO-TiO<sub>2</sub> System: Raman Spectroscopy, X-ray Diffraction, and Textural Studies. *Chem. Mater*, 14: 2514-2518.



# The Role of Concentration Ratio of TTiPAcAc on the Photocatalytic Activity of TiO<sub>2</sub> Thin Film in Reducing Degradation Products of Used Frying Oil

## ORIGINALITY REPORT

18%

SIMILARITY INDEX

10%

INTERNET SOURCES

15%

PUBLICATIONS

4%

STUDENT PAPERS

## PRIMARY SOURCES

1

[journal.unnes.ac.id](http://journal.unnes.ac.id)

Internet Source

2%

2

S. Dey, N.S. Mehta. "Synthesis and Applications of Titanium Oxide Catalysts for Lower Temperature CO Oxidation", Current Research in Green and Sustainable Chemistry, 2020

Publication

1%

3

[unsworks.unsw.edu.au](http://unsworks.unsw.edu.au)

Internet Source

1%

4

Laxmi Prasad Rao Pala, Vikram Uday, Devipriya Gogoi, Nageswara Rao Peela. "Surface and photocatalytic properties of TiO<sub>2</sub> thin films prepared by non-aqueous surfactant assisted sol-gel method", Journal of Environmental Chemical Engineering, 2020

Publication

1%

5

[topsecretapiaccess.dovepress.com](http://topsecretapiaccess.dovepress.com)

Internet Source

1%

6	Submitted to Universiti Sains Malaysia Student Paper	1 %
7	knepublishing.com Internet Source	1 %
8	Sheng-Hung Wang, Kuo-Hua Wang, Yong-Ming Dai, Jih-Mirn Jehng. "Water effect on the surface morphology of TiO <sub>2</sub> thin film modified by polyethylene glycol", Applied Surface Science, 2013 Publication	1 %
9	Mahboobeh Zargazi, Mohammad H. Entezari. "Anodic electrophoretic deposition of Bi <sub>2</sub> WO <sub>6</sub> thin film: high photocatalytic activity for degradation of a binary mixture", Applied Catalysis B: Environmental, 2019 Publication	1 %
10	img1.wsimg.com Internet Source	<1 %
11	Submitted to Universiti Teknologi MARA Student Paper	<1 %
12	Patchimaporn Udomkun, Bhundit Innawong, Nitiporn Jumrusjumroendee. "Cellulose acetate and adsorbents supported on cellulose fiber extracted from waxy corn husks for improving shelf life of frying oil", LWT, 2018 Publication	<1 %

13

Simona Serini, Elena Fasano, Elisabetta Piccioni, Achille R. M. Cittadini, Gabriella Calviello. "Dietary n-3 Polyunsaturated Fatty Acids and the Paradox of Their Health Benefits and Potential Harmful Effects", Chemical Research in Toxicology, 2011

Publication

<1 %

14

Y Ahn. "Variation of structural and optical properties of sol-gel TiO<sub>2</sub> thin films with catalyst concentration and calcination temperature", Materials Letters, 2003

Publication

<1 %

15

[repository.futminna.edu.ng:8080](http://repository.futminna.edu.ng:8080)

Internet Source

<1 %

16

[repository.i3l.ac.id](http://repository.i3l.ac.id)

Internet Source

<1 %

17

K. Sasipriya, P. Manivasakan, R. Yuvakkumar, N. R. Dhineshbabu, P. Prabu, V. Rajendran. "Enhancement of UV Property on Cotton Fabric by TiO Nanorods ", Synthesis and Reactivity in Inorganic, Metal-Organic, and Nano-Metal Chemistry, 2013

Publication

<1 %

18

Masato Takeuchi. "Preparation of Highly Transparent TiO<sub>2</sub>-based Thin Film Photocatalysts by an Ion Engineering Method:

<1 %

# Ionized Cluster Beam Deposition", Nanostructure Science and Technology, 2010

Publication

19

Mehdi Alzamani, Ali Shokuhfar, Ebrahim Eghdam, Sadegh Mastali. "Influence of catalyst on structural and morphological properties of TiO<sub>2</sub> nanostructured films prepared by sol-gel on glass", Progress in Natural Science: Materials International, 2013

Publication

<1 %

20

[mdpi-res.com](https://mdpi-res.com)

Internet Source

<1 %

21

"Nanophotocatalysis and Environmental Applications", Springer Science and Business Media LLC, 2019

Publication

<1 %

22

M. S. P. Sarah, M. Z. Musa, M. N. Asiah, M. Rusop. "Electrical conductivity characteristics of TiO<sub>2</sub> thin film", 2010 International Conference on Electronic Devices, Systems and Applications, 2010

Publication

<1 %

23

Mbako Jonas, Clever Ketlogetswe, Jerekias Gandure. "Effect of Fruit Maturity Stage on Some Physicochemical Properties of Jatropha Seed Oil and Derived Biodiesel", ACS Omega, 2020

Publication

<1 %



24

[hdl.handle.net](http://hdl.handle.net)

Internet Source

&lt;1 %

25

[www.hindawi.com](http://www.hindawi.com)

Internet Source

&lt;1 %

26

A K Prasad, R Jha, R Ramaseshan, S Dash, I Manna, A K Tyagi. " Comparison of microstructure and electronic properties of TiO thin films grown by different techniques ", Surface Engineering, 2013

Publication

&lt;1 %

27

Harrison, K.. "Effect of gamma irradiation on total phenolic content yield and antioxidant capacity of Almond skin extracts", Food Chemistry, 2007

Publication

&lt;1 %

28

I. Oja, A. Mere, M. Krunks, R. Nisumaa, C.-H. Solterbeck, M. Es-Souni. "Structural and electrical characterization of TiO<sub>2</sub> films grown by spray pyrolysis", Thin Solid Films, 2006

Publication

&lt;1 %

29

Moo Chin Wang, Huey Jiuan Lin, Tien Syh Yang. "Characteristics and optical properties of iron ion (Fe<sup>3+</sup>)-doped titanium oxide thin films prepared by a sol-gel spin coating", Journal of Alloys and Compounds, 2009

Publication

&lt;1 %

30	<p>S V KITE, D J Sathe, S. Patil, Popatrao N Bhosale, Kalyanrao Garadkar K M.</p> <p>"Nanostructured TiO<sub>2</sub> thin films by chemical bath deposition method for high photoelectrochemical performance", Materials Research Express, 2018</p> <p>Publication</p>	<1 %
31	<p>Shinde, P.S.. "Spray deposited titanium oxide thin films as passive counter electrodes", Electrochimica Acta, 20070215</p> <p>Publication</p>	<1 %
32	<p>V.V. Brus, L.J. Pidkamin, S.L. Abashin, Z.D. Kovalyuk, P.D. Maryanchuk, O.M. Chugai.</p> <p>"Optical constants and polarimetric properties of TiO<sub>2</sub>-MnO<sub>2</sub> thin films", Optical Materials, 2012</p> <p>Publication</p>	<1 %
33	<p><a href="http://jamt.utem.edu.my">jamt.utem.edu.my</a></p> <p>Internet Source</p>	<1 %
34	<p><a href="mailto:mail.scialert.net">mail.scialert.net</a></p> <p>Internet Source</p>	<1 %
35	<p><a href="http://www.degruyter.com">www.degruyter.com</a></p> <p>Internet Source</p>	<1 %
36	<p><a href="http://www.tandfonline.com">www.tandfonline.com</a></p> <p>Internet Source</p>	<1 %

37

Ike Fetty Dayanti Pandiangan, Heri Sutanto, Iis Nurhasanah. "Effect of annealing temperature on optical properties and photocatalytic properties of  $\text{TiO}_2\text{:N}$  8% thin film for rhodamine B degradation", Materials Research Express, 2018

Publication

&lt;1 %

38

Bloh, Jonathan Zacharias, Andrea Folli, and Donald E. Macphee. "Adjusting Nitrogen Doping Level in Titanium Dioxide by Codoping with Tungsten: Properties and Band Structure of the Resulting Materials", The Journal of Physical Chemistry C

Publication

&lt;1 %

39

Byunguk Kim, Taeseong Kang, Gucheol Lee, Hyeongtag Jeon. "The effect of an annealing process on atomic layer deposited  $\text{TiO}_2$  thin films", Nanotechnology, 2021

Publication

&lt;1 %

40

Nanostructure Science and Technology, 2010.

Publication

&lt;1 %

Exclude quotes

Off

Exclude matches

Off

Exclude bibliography

On

# The Role of Concentration Ratio of TTiPAcAc on the Photocatalytic Activity of TiO2 Thin Film in Reducing Degradation Products of Used Frying Oil

GRADEMARK REPORT

FINAL GRADE

/0

GENERAL COMMENTS

Instructor

PAGE 1

PAGE 2

PAGE 3

PAGE 4

PAGE 5

PAGE 6

PAGE 7