

The problem of corruption in government organizations: Empirical evidence from Indonesia

by Nur Cahyonowati

Submission date: 16-Mar-2023 10:14AM (UTC+0700)




Submission ID: 2038259838

File name: 7._PPM_2021_04_Ratmono.pdf (484K)

Word count: 7849

Character count: 43034

"The problem of corruption in government organizations: Empirical evidence from Indonesia"

AUTHORS	Dwi Ratmono 
	Arini Cholbyah
	Nur Cahyonowati 
	Darsono Darsono
ARTICLE INFO	Dwi Ratmono, Arini Cholbyah, Nur Cahyonowati and Darsono Darsono (2021). The problem of corruption in government organizations: Empirical evidence from Indonesia. <i>Problems and Perspectives in Management</i> , 19(4), 29-39. doi:10.21511/ppm.19(4).2021.03
DOI	http://dx.doi.org/10.21511/ppm.19(4).2021.03
RELEASED ON	Thursday, 07 October 2021
RECEIVED ON	Thursday, 19 August 2021
ACCEPTED ON	Wednesday, 22 September 2021
LICENSE	 This work is licensed under a Creative Commons Attribution 4.0 International License
JOURNAL	"Problems and Perspectives in Management"
ISSN PRINT	1727-7051
ISSN ONLINE	1810-5467
PUBLISHER	LLC "Consulting Publishing Company "Business Perspectives"
FOUNDER	LLC "Consulting Publishing Company "Business Perspectives"



NUMBER OF REFERENCES

52



NUMBER OF FIGURES

1



NUMBER OF TABLES

4

© The author(s) 2021. This publication is an open access article.



BUSINESS PERSPECTIVES



LLC "CPC "Business Perspectives"
Hryhorii Skovorodane, 10,
Sumy, 40022, Ukraine
www.businessperspectives.org

Received on: 19th of August, 2021
Accepted on: 22nd of September, 2021
Published on: 7th of October, 2021

© Dwi Ratmono, Arini Cholbyah, Nur Cahyonowati, Darsono Darsono, 2021

Dwi Ratmono, Ph.D., Assistant Professor, Faculty of Economics and Business, Department of Accounting, Universitas Diponegoro, Indonesia. (Corresponding author)

Arini Cholbyah, Master in Accounting Doctoral Student, Faculty of Economics and Business, Department of Accounting, Universitas Diponegoro, Indonesia.

Nur Cahyonowati, Ph.D., Assistant Professor, Faculty of Economics and Business, Department of Accounting, Universitas Diponegoro, Indonesia.

Darsono Darsono, Ph.D., Associate Professor, Faculty of Economics and Business, Department of Accounting, Universitas Diponegoro, Indonesia.



7
This is an Open Access article, distributed under the terms of the Creative Commons Attribution 4.0 International license, which permits unrestricted re-use, distribution, and reproduction in any medium, provided the original work is properly cited.

26
Conflict of interest statement:
Author(s) reported no conflict of interest

Dwi Ratmono (Indonesia), Arini Cholbyah (Indonesia), Nur Cahyonowati (Indonesia), Darsono Darsono (Indonesia)

THE PROBLEM OF CORRUPTION IN GOVERNMENT ORGANIZATIONS: EMPIRICAL EVIDENCE FROM INDONESIA

Abstract

Corruption in government organizations is an important and relevant topic to study because of its impact on the state in terms of financial losses and a decrease in the quality of human development. This study is also relevant because previous analyses are still limited in their modeling and measuring comprehensive fiscal decentralization variables. This study aims to examine the effect of fiscal decentralization and quality of government on the level of corruption and the impact of corruption on the human development index. The sample of this paper comprises 113 local governments on the island of Java, Indonesia, for the period 2015–2018. Statistical testing was carried out using Partial Least Squares-Structural Equation Modeling (PLS-SEM). The test results show that fiscal decentralization has a positive effect on corruption with a path coefficient of 0.100 and is significant at 5% alpha. Likewise, poor governance (proxied by internal control weaknesses) has a positive effect on the level of corruption with a coefficient of 0.062 and is significant at an alpha of 10%. The results of the PLS-SEM test also show that corruption has a negative impact on the human development index with a coefficient of -0.206 and is significant at 1% alpha. The practical significance of this study is the importance of the internal control system reliability as a complementary variable for fiscal decentralization to prevent corruption.

Keywords

fiscal decentralization, governance quality, internal control, corruption, human development, local government

JEL Classification

H72, M41, M48

INTRODUCTION

The problem of corruption in government organizations nowadays is widely recognized as a major ailment that threatens not only economic development but also the foundations of society. It is believed that a high level of corruption in government organizations, in the long run, will reduce the welfare of people in general, not only affecting the weakest classes of society through inequality and poverty but also access to various public services such as health services and education services. Various government corruption scandals occurred in various countries including Spain, France, Guatemala, Honduras, and so on, which attracted the attention of public sector researchers and practitioners (Cuadrado-Ballesteros et al., 2020). The problem of corruption in government organizations also occurs in Asian countries, including Indonesia. The level of corruption in local government organizations in Indonesia is relatively high. According to data from the Corruption Eradication Commission (KPK), from 2014 to 2019 there were 97 criminal acts of corruption carried out by regional heads in local governments in Indonesia. The problem of corruption has caused the state significant losses. Indonesian Corruption Watch (ICW) reports that the value of state financial losses in 2019 reached IDR 8.4 trillion, an increase from 2018 with state financial losses of

IDR 5.6 trillion. The seriousness of the problem of corruption in Indonesia is also shown based on the ²⁷Corruption Perception Index (CPI) released in 2020 by Transparency International (TI).

One of the factors suspected of causing high levels of corruption in local government organizations is fiscal decentralization. Since the reform era, the administration of local government in Indonesia has undergone significant changes, namely a shift from centralization to decentralization. With the implementation of fiscal decentralization, local governments must be able to play their role in managing their finances independently so that all potential can be maximized through effective and efficient planning. However, in fact, the implementation of decentralization raises many problems, especially in the material use of the regional budget, which can be indicated by criminal acts of corruption such as the regional expansion budget, disaster management, and working visits. The modes carried out include, among others, the misuse of the regional budget, inflating funds in the procurement of goods and services, and making fictitious projects (Nirwanto, 2013).

³The effect of fiscal decentralization on corruption has become a topic of interest for public sector research in various countries. However, the empirical evidence of several previous studies related to the effect of fiscal decentralization on corruption is still not consistent. This inconsistency requires further evaluation in the conceptualization and measurement of fiscal decentralization, which is not yet comprehensive. Fiscal decentralization is an unobserved construct consisting of several elements or dimensions to capture aspects of local government revenues and expenditures. With the authority and flexibility of local governments in managing or regulating regional finances provided by the central government, it is necessary to follow up with strong supervision and control to avoid irregularities and fraud. One of the ways to strengthen the supervisory function is through the establishment of an adequate internal control system as a prerequisite for the governance of government organizations (Mardiasmo, 2018). Therefore, research modeling that examines the effect of fiscal decentralization on corruption should also include the variable of governance quality such as internal control. In previous research, fiscal decentralization and internal control systems as determinants of corruption were analyzed separately. The separation of these two variables can result in the misspecification of the model because poor quality governance can hinder monitoring incentives, so fiscal decentralization can actually encourage an increase in corruption. In this case, there is a decrease in the benefits of fiscal decentralization to prevent corruption. This study argues that fiscal decentralization and quality of governance are complementary variables as determinants of the phenomenon of corruption, so both should be included in the model.

This study is relevant because it is an extension of previous research in several respects. First, in its modeling, this study uses the variables of fiscal decentralization and quality of governance (proxied by internal control) as complementary determinants of corruption in local government organizations. Second, aside from the modeling, this paper also develops previous research in a more comprehensive conceptualization and measurement of fiscal decentralization. With reference to Hair et al. (2017), fiscal decentralization is conceptualized as an unobserved construct as measured by several formative indicators. Second, this study includes the variable of governance quality, which is proxied by the reliability of the internal control system. Third, the measurement of the level of corruption in this study is different from several previous studies that mostly used the corruption perception index. The level of corruption in this study is measured by using the real level of corruption that has been decided by the Supreme Court so that it can better describe the actual phenomenon of corruption cases. Fourth, this study also examines the impact of corruption on the human development index of local governments in Indonesia. This topic is still limited to researching the Indonesian context because previous research has mostly focused on the determinants of corruption. The effect of corruption on human development is important to study because of its impact on all these aspects. Akcay (2006) states that corruption hinders all aspects of human development.

1. LITERATURE REVIEW

According to agency theory, the main characteristic of the relationship between principal and agent is the existence of a delegation contract. Lupia and McCubbins (1994) state that such a contract emerges when one or several persons (or principal) choose another person/persons to work following the needs and wishes of the principal. Zimmerman (1977) states that all organizations, including public and private sector organizations, can experience agency problems. This theory assumes that there is a lot of information asymmetry between the agent (local government) who has direct access to information and the principal (the community). This information asymmetry that occurs allows fraud or corruption by agents. To avoid agency problems, accountability and supervision are needed. In agency relationships, it is undeniable that agency problems will occur. Agency problems that can occur in the public sector are information asymmetry related to the use of regional finances, which leads to corruption by agents (local governments) that harm the principals (the communities). According to the fraud triangle theory, there are three causes of corruption, one of which is an opportunity that occurs because of the abuse of authority that has been used. Decentralization is one of the opportunities that can lead to corruption. Decentralization is defined as the transfer of authority and duties from the central government to local governments to administer and regulate the government. Fiscal decentralization as a result of the decentralization policy plays an important role in carrying out the authority and functions of local government. The delegation given by the central government to local governments is expected to be able to explore and utilize all the potentials of the regions so that they can be used for the benefit of the wider community. However, in reality, the implementation of fiscal decentralization in Indonesia seems to transfer the incidence of corruption from the central government to local governments. The number of regional heads involved in corruption cases is increasing as is the number of corruption cases that occur in local governments.

In addition to agency theory and fraud triangle theory, the phenomenon of corruption in government organizations can also be explained by public choice theory. Buchanan (2009) states that public

choice theory can offer useful insights because it explains the behavior of interacting agents in political markets. According to this theory, politicians can be selfish, rational, utility maximizers and try to find ways to maximize their own welfare, rather than the public interest. In order to overcome the opportunistic actions of politicians such as corruption, it is necessary to adopt institutional arrangements. New public management techniques such as good governance are institutional arrangements to minimize political opportunism, including corruption and rent-seeking (Mbaku, 2008).

The objective of decentralization is the delegation of financial affairs from the central government to local governments with the aim of, among other things, providing more adequate monitoring by the local public (Faguet, 2014; World Bank, 2001). With closer monitoring of the electorate, decentralization is also an important anti-corruption NPM mechanism, and most international organizations, such as the World Bank and the International Federation of Accountants, continue to support fiscal decentralization projects. Decentralization is considered an anti-corruption mechanism because, in smaller governments, voter monitoring is likely to be more effective. After all, local voters have more complete information to monitor and discipline local politicians (Fan et al., 2009). On the other hand, there is an argument that fiscal decentralization can increase the possibility of corruption. This is because local politicians may face more pressing demands from local political elite interest groups than national bureaucrats face and therefore tend to act corruptly (Bardhan & Mookherjee, 2000; Prud'Homme, 1995; Reinikka & Svensson, 2004). Several studies have stated that the phenomenon of fiscal decentralization in Indonesia is better explained with this second argument because of the large power of the local political elite (Maria et al., 2021; Astuti & Adrison, 2019; Yanto & Adrison, 2020).

The results of previous studies also show that there is conflicting empirical evidence on the relationship between decentralization and corruption. Alfano et al. (2019) examined the relationship between fiscal decentralization and corruption in 150 countries. The results of the study state that fiscal decentralization will reduce the level of corruption. This study supports Changwony and Paterson (2019), who re-

searched 128 countries, Fiorino et al. (2015), who researched 24 countries, and Altumbas and Thornron (2012), who researched 46 developed and developing countries. On the other hand, Shon and Cho (2020) examined the relationship between fiscal decentralization and corruption in state and local governments in the United States. The results provide evidence that there is a positive relationship between fiscal decentralization and corruption. These results support Ulum et al. (2019), Alfada (2019), and Albornoz and Cbrales (2013). Meanwhile, Choudhury (2015) demonstrates that there is no relationship between fiscal decentralization and corruption.

This study combines two paradigms of the literature on corruption. There are arguments that fiscal decentralization can reduce corruption (de Mello & Barenstein, 2001; Fisman & Gatti, 2002) but there are other arguments that state that fiscal decentralization can increase corruption (Fan et al., 2009). To further clarify the mixed findings in the decentralization literature, public sector management research needs to include other determinants of corruption in the research model (Changwony & Paterson, 2019). This study includes a determinant of corruption in addition to fiscal decentralization, namely the quality of governance, which is proxied by internal control. With the phenomenon of the strong dominance of local political elites, this study argues that in the context of Indonesia, fiscal decentralization can encourage corruption. Fiscal decentralization is an opportunity factor that drives corruption in local government organizations in Indonesia. Several previous studies provide empirical evidence that the higher the fiscal decentralization, the greater the level of corruption. Shon and Cho (2020) examined the relationship between fiscal decentralization and corruption in state and local governments in the United States. The results provide evidence that fiscal decentralization will increase the occurrence of corruption: that is to say, there is a positive relationship between fiscal decentralization and corruption. Research in Indonesia also shows that fiscal decentralization has a positive effect on the level of corruption. The investigation was conducted by Ulum et al. (2019) in 433 districts/municipalities of Indonesia and Maria et al. (2019) in 33 provinces around the country. Maria et al. (2021) showed that regional independence in the financial sector has a positive effect on corrup-

tion. Therefore, supervision of the implementation of fiscal decentralization must be carried out adequately to prevent corruption. The results of this study support the findings of Astuti and Adrison (2019), and Yanto and Adrison (2020) that the large budget managed by local governments can lead to an increase in corrupt behavior.

According to the Corruption Discretionary Monopoly Accountability (CDMA) theory developed by Klitgaard (1988), the amount of power possessed (discretion) coupled with the existence of a monopoly of power by the leadership and without accountability is a driving force for corruption. In this case, adequate quality of governance is needed to prevent corruption. Within the framework of the fraud triangle theory, an internal control system is needed as an effort to monitor and limit opportunities that cause fraud.

The results of previous studies show that the quality of good governance in public financial management can prevent and reduce the occurrence of corruption (Andersen, 2009; Al-Mahayreh & Abdelqader, 2015). Triwibowo (2019) provides empirical evidence showing that there is a long-term link between corruption and financial management quality. Thus, high quality of financial management can lead to a sound government. Improving the quality of good governance in government organizations should be carried out using various mechanisms, in particular building a strong internal control system to minimize the possibility of local officers behaving corruptly. The quality of governance needed to reduce corruption, among others, is in the form of an adequate internal control system. The role of the internal control system is very important to manage state finances in a way that is transparent, effective, and efficient. The greater the fiscal decentralization is (along with the implementation of a good internal control system), the less opportunity for corruption to occur in local governments. On the other hand, the worse the quality of governance, the greater the possibility of corruption.

Corruption can lead to low economic growth so it has a negative impact on GDP per capita, which in turn results in a low standard of living. In addition, corruption has an impact on less spending on health that leads to a lower level of life expectancy. Corruption also causes less spending on education

so it has an impact on low human capital accumulation. Low level of standard of living, low level of life expectancy, and low level of human capital accumulation ultimately have an impact on the level of human development. The Human Development Index (HDI) is a comparative measure of life expectancy, literacy, education, and living standards. The HDI explains how the population can access development outcomes in terms of income, health, education, and so on.

Akçay (2006) concludes that there is a significant negative effect between corruption and human development. Empirical evidence from the study shows that the higher the level of corruption in a country, the lower the level of human development. Bechererair and Tahtane (2017) examine the relationship between corruption and human development in Middle Eastern and North African countries with data from 1996 to 2012. It was found that there is a negative relationship between corruption and human development; the higher the level of corruption, the lower the quality of human development. Emara (2020) shows empirical evidence of corruption having a negative and significant impact on human development in both the short and long term. Urbina and Rodriguez (2021) also provide empirical evidence that corruption has a negative effect on human development.

2. AIMS AND HYPOTHESES DEVELOPMENT

17
This study aims to provide empirical evidence and analyze the effect of fiscal decentralization and the quality of local government governance on the level of corruption, as well as examine the impact of corruption on human development.

Based on the literature review, the following hypotheses are proposed:

- H1: Fiscal decentralization has a positive effect on the level of corruption.
- H2: Poor quality of governance has a positive effect on the level of corruption.
- H3: Corruption has a negative effect on the human development index.

3. METHODS

The population of this study is all local governments (districts/municipalities) on the island of Java, which number 113 organizations. This study uses the census method so that members of the population are used as samples. The local government on Java was chosen because it is the area with the most corruption cases compared to other islands in Indonesia. According to data from the Corruption Eradication Commission, there were 230 cases corruption cases in Java from 2014 to 2019, or 35% of corruption cases in Indonesia. The variable level of corruption in this study is measured by the number of rupiahs (IDR) in terms of state financial losses from corruption cases that already have legal force (*inkrah*) according to data on court decisions.

Fiscal decentralization is an unobserved variable measured by several proxies, namely from the revenue side seen from the amount of Regional Revenue (RR) and from the expenditure side it is seen from the General Allocation Fund (GAF), Special Allocation Fund (SAF), and Revenue Sharing Fund (RSF). The quality of governance is measured by the proxy of the internal control system. This proxy is measured by the number of findings of internal control weaknesses according to the results of the audit by the Supreme Audit Agency. Thus, the more weaknesses in the internal control, the worse the quality of governance.

The Human Development Index (HDI) evaluates how successful the efforts to reach high quality of life (life in a community or of the whole population in general) are. It also assesses the development level of regions/countries. There are three main indicators, namely health indicators, education levels, and economic indicators. This measurement uses three basic dimensions, namely: length of life, knowledge, and a decent standard of living. HDI data were obtained from the Central Bureau of Statistics Indonesia. The control variables used are Gross Regional Domestic Product (GRDP), population, and the type of local government (city government or district government).

Data analysis in this study used a Structural Equation Model (SEM) approach with the Partial Least Square (PLS) method. The software used is

Warp PLS 7.0. PLS is one of the methods to implement structural equation models. The reason for using PLS is because the measurement of fiscal decentralization variables uses four formative indicators (Hair et al., 2017; Kock, 2020). By using PLS, the results of simultaneous hypothesis testing can be obtained simultaneously.

4. RESULTS

Before testing the hypothesis, a descriptive analysis was carried out to describe the research data shown in Table 1. RSH is a profit-sharing fund that is one of the indicators in the variable of fiscal decentralization. The minimum value of Rp0 is owned by Sukoharjo District in 2016, the maximum value of Rp. 2,532,807,898,432 is owned by Bojonegoro District in 2018. GAF is a general allocation fund, which is one indicator of the variable of fiscal decentralization. The minimum value of IDR 352,697,608,000 is owned by Banjar District in 2015, the maximum value of IDR 2,163,439,062,000 is owned by Bogor District in 2015, the average value was IDR 986,066,388,283.26 and the standard deviation was IDR 337,349,753,200.32. SAF is a special allocation fund, which is one indicator of the variable of fiscal decentralization. The minimum value of IDR 2,342,700,000 is owned by the City of Yogyakarta in 2015, the maximum value of IDR 737,019,669,306 is owned by Bandung District in 2018. The average value of IDR 241,144,120,264.73 indicates a fairly high fiscal decentralization when viewed from the overall data available, as many as 227 districts/municipalities received SAF above the average value and a standard deviation of IDR 145,102,493,701.44. Regional Income (RI) is local revenue that is one indicator of the fiscal decentralization

variable. The minimum value of IDR 64,506,109,613 is owned by Pangandaran District in 2015, the maximum value of IDR 5,161,844,571,171.67 is owned by the City of Surabaya in 2017. The average value was IDR 517,396,630,828.98, standard deviation of IDR 608,180,291,067.97. The ICS variable is an internal control system. This variable has a minimum value of two findings owned by Kab. Cilegon in 2018, a maximum value of 26 findings owned by Kab. Bantul in 2015. The average value is 10.31 with a standard deviation of 4.49. Out of 452 districts/cities, 53% found SPI weaknesses above 10 findings. The Corruption variable has a minimum value of IDR 0. The maximum value of IDR 11,247,513,120 is owned by Tegal District 2016. The average value is IDR 371,121,220.91 and the standard deviation is IDR 965,122,313.50.

The Human Development Index has a minimum value of 58.18 owned by Sampang District in 2015, the maximum value of 86.11 is owned by the City of Yogyakarta in 2018, the average value is 70.67 and the standard deviation is 5.28. The population has a minimum value of 120,792 people owned by Magelang City in 2015, the maximum value is 5,840,907 people owned by Bogor District in 2018 with an average value of 1,213,488.08 and a standard deviation of 846,500.08.

The evaluation of the measurement model in this study was conducted to evaluate the feasibility of the formative measurement model for the variable of fiscal decentralization. The formative measurement model is declared feasible if the weight indicator is significant (p -values < 0.01) and there is no multicollinearity ($VIF < 3.3$) (Hair et al., 2017; Kock, 2020). The fiscal decentralization variable in this study uses four formative measurement indicators, namely

19
Table 1. Descriptive statistics

Variables	Minimum	Maximum	Mean	Standard Deviation
RSF	0.00	2,532,807,898,432.00	101,823,905,231.05	152,045,795,175.83
GAF	352,697,608,000.00	2,163,439,062,000.00	986,066,388,283.26	333,042,738,667.12
SAF	2,342,700,000.00	737,019,669,306.00	241,144,120,264.17	145,102,493,701.44
RI	64,506,109,613.00	5,161,844,571,171.67	517,396,630,828.98	608,180,291,067.97
ICS	1.00	26.00	10.31	4.49
Corruption	0.00	11,247,513,120.00	371,121,220.91	965,122,313,50
GDRP	35,000.00	449,235,000.00	38,783,223.45	44,416,263.19
HDI	58.18	86.11	70.67	5.28
Population	120,792.00	5,840,907.00	1,213,488.08	846,500.08

Note: RSF = Revenue Sharing Fund; GAF = General Allocation Fund; SAF = Special Allocation Fund; RI = Regional Income; ICS = Internal Control System; GDRP = Gross Domestic Regional Product; HDI = Human Development Index.

Table 2. Results of the measurement model evaluation

Indicators	Parameter	Result	Rule of thumb	Note
RSF	Significant weight	P -values < 0.01	P -values < 0.01 (level = 1%)	Accepted
	VIF	1.136	VIF < 5 or < 3.3	Accepted
GAF	Significant weight	P -values < 0.01	P -values < 0.01 (level = 1%)	Accepted
	VIF	2.004	VIF < 5 or < 3.3	Accepted
SAF	Significant weight	P -values < 0.01	P -values < 0.01 (level = 1%)	Accepted
	VIF	1.807	VIF < 5 or < 3.3	Accepted
RI	Significant weight	P -values < 0.01	P -values < 0.01 (level = 1%)	Accepted
	VIF	1.257	VIF < 5 or < 3.3	Accepted

Note: RSF = Revenue Sharing Fund; GAF = General Allocation Fund; SAF = Special Allocation Fund; RI = Regional Income.

Table 3. Model fit indices

Criteria	Result	P-Values	Rule of thumb
Average Path Coefficient (APC)	0.119	0.003	$P < 0.05$
Average R-Square (ARS)	0.054	0.062	$P < 0.05$
Average Adjusted R-Square (AARS)	0.048	0.077	$P < 0.05$
Average Block VIF (AVIF)	2.036		≤ 3.3 , although ≤ 5 can be accepted
Average Full Collinearity VIF (AFVIF)	2.109		≤ 3.3 , although ≤ 5 can be accepted
Tenenhau's GoF (GoF)	0.224		≥ 0.10 (small), ≥ 0.25 (moderate), ≤ 0.36 (weak)
Sympton's paradox ratio	0.833		≥ 0.70
R-squared contribution ratio	0.967		≥ 0.90
Statistical suppression ratio	1.000		≥ 0.90

RSE, GAF, SAF, and RI. From the results of the output model (Table 2), it can be seen that the measurement model of the fiscal decentralization variable is acceptable, with a significant weight value for RSE, GAF, SAF, and RI having a p -value < 0.01 and a VIF value of each indicator < 3.3.

Evaluation of the structural model in this study was carried out by looking at the percentage of variance explained by looking at the Adjusted R-squared value, Goodness of Fit Model and q^2 predictive, effect size, and Full Collinearity VIF

as well as the significance value of the path coefficient. From the results of the model fit output (Table 3), it can be seen that the model has a good fit, indicated by all indicators meeting the criteria in the rule of thumb (Kock, 2020).

38
After evaluating the measurement model and fit model, an analysis of the results of hypothesis testing was then carried out based on the Partial Least Squares-Structural Equation Modeling (PLS-SEM) estimation results. The results of the PLS-SEM test are presented in Figure 1.

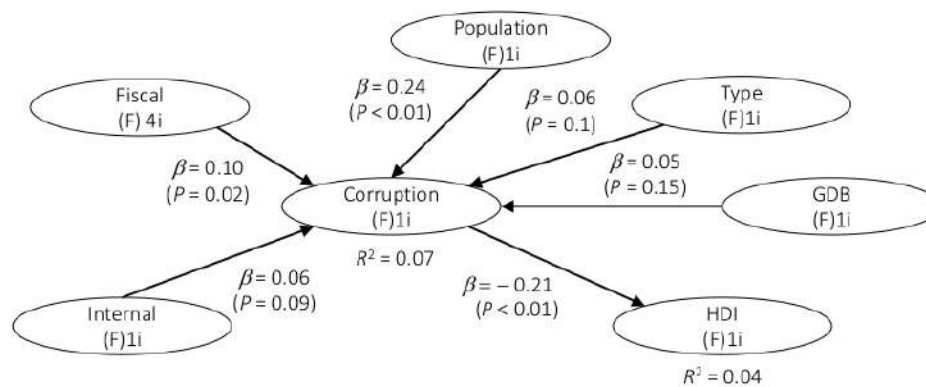


Figure 1. Results of Partial Least Square (PLS) test

Table 4. Path coefficients and p-values results

Path	Expected Sign	Path coefficients	Conclusion
Fiscal decentralization → Corruption	(+)	0.100**	Supported
Internal control weaknesses → Corruption	(+)	0.062*	Supported
Corruption → Human development	(-)	-0.206***	Supported

Note: * significant at alpha 10%, ** significant at alpha 5%, *** significant at alpha 1%.

Based on the figure showing the PLS-SEM estimation results, it can be summarized the results of hypothesis testing which are presented in Table 4.

The results of the hypothesis test in Table 4 show that fiscal decentralization has a positive effect on the level of corruption with a path coefficient of 0.100 and a significant 5% alpha. Thus, *H1*, which states that fiscal decentralization has a positive effect on the level of corruption, is supported. The results also show that the weakness of the internal control system has a positive effect on the level of corruption with a path coefficient of 0.062 and a significant level at 10% alpha. The results of this test show support for *H2*. The results in Table 4 also indicate that corruption in government organizations has a negative impact on the human development index. PLS-SEM test results show a negative path coefficient of -0.206 and significant at 0.01 alpha. The results of this test show support for *H3*.

5. DISCUSSION

The results of PLS-SEM show that fiscal decentralization has a positive effect on the level of corruption. The higher the fiscal decentralization, the higher the level of corruption and vice versa; the lower the fiscal decentralization, the lower the level of corruption that occurs. The results of testing the first hypothesis in this study are in line with agency theory. The main characteristic of the relationship between the principal and agent is the existence of a delegation contract. Lupia and McCubbins (1994) state that such a contract emerges when one or several persons (or principal) choose another person/persons to work following the needs and wishes of the principal. Fiscal decentralization has given great authority to local governments. Therefore, the powers, authorities, and responsibilities of district/municipal governments become substantive.

The enormous authority in this era of fiscal decentralization has led to the emergence of high levels

of discretionary power and monopolizing power. Therefore, the activities carried out by agents (local governments) cannot always be observed by the community (the principal) so there is information asymmetry. In addition, seen from the fraud triangle theory point of view, fiscal decentralization allows local governments to have more authority or autonomy in the decision-making process related to regional finance, thereby creating more opportunities for corruption. When the authority is becoming smaller, the opportunities for corruption are also becoming fewer.

The results of this study are consistent with several previous empirical studies, namely Rahayuningtyas and Setaningrum (2017), Shon and Cho (2020), Ulum et al. (2019), Maria et al. (2021), Astuti and Adrison (2019), and Yanto and Adrison (2020), who provide empirical evidence that there is a positive relationship between fiscal decentralization and corruption.

The results of PLS-SEM show that the weakness of the internal control system has a positive effect on the level of corruption. The worse the quality of governance – which is proxied by the more weaknesses in the internal control system – the greater the level of corruption in government organizations. This empirical evidence supports the fraud triangle theory that internal control weaknesses indicate weak monitoring and provide a greater opportunity for fraud to occur. The existence of authority and flexibility or freedom of local governments in managing, administering, or regulating regional finances – given by the central government – must be followed by strong supervision and control so that there are no deviations and irregularities. Strengthening the control function is carried out by implementing an internal control system. However, in this study, when viewed in terms of the descriptive statistics of the ICS variable, there are 238 districts and municipalities (52.65%) that have findings of ICS weaknesses above the average of 10.3. This indicates that the

district/municipality internal control system has not been effective. This empirical evidence supports by Triwibowo (2019) who found that misuse of governance causes the emergence of inconsistency cases at local authorities that is can be viewed as a corruption proxy.

The results of this study provide empirical evidence that corruption in government organizations has a negative effect on the human development index. The results of this study indicate that corruption is a serious problem in government

organizations because it lowers the HDI. The empirical evidence provided by this study supports Akcay's (2006) argument that corruption can lead to low standards of living, low levels of life expectancy, and low levels of human capital accumulation, which in turn has an impact on low levels of human development. The results of this study also support the findings of Bechererair and Tahtane (2017), Emara (2020), and Urbina and Rodriguez (2021), who also provide empirical evidence that corruption has a negative effect on human development.

CONCLUSION

16
The purpose of this study was to examine the effect of fiscal decentralization and quality of governance on corruption in government organizations. In addition, this study also analyzes the effect of corruption on the level of human development. Based on the results of the study and the results of hypothesis testing, it can be concluded that fiscal decentralization has a positive effect on the level of corruption. This evidence confirms that the higher the regional authority to manage or regulate its finances, the higher the possibility of corruption. Poor governance, indicated by the many weaknesses in internal control as found by the Audit Agency, tends to lead to an increase in corruption. The results of this study also show empirical evidence that corruption is a serious problem because it can cause a decrease in the quality of human development. Since corruption has a negative impact on human development, fiscal decentralization must be managed properly with strong internal controls

This study has several limitations. Firstly, the scope of the analysis is only districts/municipalities on the island of Java so it does not reflect the overall situation of districts/municipalities around Indonesia. Secondly, the use of corruption measures is limited to corruption in terms of state financial losses and the use of internal control system measures does not include the five elements. Therefore, some suggestions can be offered for further research. It is necessary to add other factors that affect the level of corruption in Indonesia by using all aspects of the fraud triangle; secondly, to expand the research beyond the scope of Java so that it covers all districts/municipalities in Indonesia; and thirdly, to develop indicators for measuring the level of corruption, as well as developing indicators of the internal control system by making each element as an indicator.

AUTHOR CONTRIBUTIONS

Conceptualization: Dwi Ratmono, Arini Cholbyah.

Data curation: Dwi Ratmono, Arini Cholbyah.

Formal analysis: Dwi Ratmono.

Investigation: Dwi Ratmono, Nur Cahyonowati, Darsono Darsono.

Methodology: Dwi Ratmono, Arini Cholbyah.

Project administration: Dwi Ratmono, Arini Cholbyah.

Resources: Darsono Darsono.

Software: Dwi Ratmono.

Supervision: Dwi Ratmono, Nur Cahyonowati.

Validation: Dwi Ratmono, Darsono Darsono.

Writing – original draft: Dwi Ratmono, Nur Cahyonowati.

Writing – review & editing: Dwi Ratmono, Nur Cahyonowati, Darsono Darsono.

REFERENCES

1. Akcay, S. (2016). Corruption and human development. *The Cato Journal*, 26(1), 29-48. Retrieved from <https://www.cato.org/sites/cato.org/files/serials/files/cato-journal/2006/1/cj26n1-2.pdf>
2. Albornoz, F., & Cabrales, A. (2013). Decentralization, political competition and corruption. *Journal of Development Economics*, 105, 103-111. <https://doi.org/10.1016/j.jdeveco.2013.07.007>
3. Alfada, A. (2019). Does Fiscal Decentralization Encourage Corruption in Local Governments? Evidence from Indonesia. *Journal of Risk and Financial Management*, 12(3), 118. <https://doi.org/10.3390/jrfm12030118>
4. Alfano, M. R., Baraldi, A. L., & Cantabene, C. (2019). The Effect of Fiscal Decentralization on Corruption: A Non-linear Hypothesis. *German Economic Review*, 20(1), 105-128. <https://doi.org/10.1111/geer.12164>
5. Al-Mahayreh, M., & Abedel-qader, M. A. (2015). Identifying the Impact of Administrative Transparency on The Administrative Corruption: A Study on The Employees of Grand Amman Municipality. *Advances in Management & Applied Economics*, 5(2), 101-126.
6. Altunbas, Y., & Thornron, J. (2012). Fiscal Decentralization and Governance. *Public Finance Review*, 40(1), 66-85. <https://doi.org/10.1177/02F1091142111424276>
7. Andersen, T. A. (2009). E-Government as an Anti-Corruption Strategy. *Information Economics and Policy*, 21(3), 201-210. <https://doi.org/10.1016/j.infoecopol.2008.11.003>
8. Association of Certified Fraud Examiners. (2017). *Fraud Examiners Manual*. Austin, TX: ACFE.
9. Astuti, Y. D., & Adrison, V. (2019). The audit board of republic of Indonesia's opinion and bribery in local governments in Indonesia. *Journal of State Financial Governance & Accountability*, 5(2), 125-138. <http://dx.doi.org/10.28986/jtaken.v5i2.379>
10. Bardhan, P. K., & Mookherjee, D. (2000). Capture and governance at local and national levels. *The American Economic Review*, 90(2), 135-139. <https://doi.org/10.1257/aer.90.2.135>
11. Bechererair, A., & Tahtane, M. (2017). The causality between corruption and human development in MENA countries: a panel data analysis. *Journal of Economics and Business*, 20(2), 63-84.
12. Buchanan, J. M. (2009). Politics without romance: A sketch of positive public choice theory and its normative implications. In J. Buchanan & R. Tollison (Eds.), *The Theory of Public Choice - II*. Michigan: The University of Michigan Press. Retrieved from <https://www.press.umich.edu/pdf/9780472080410-ch1.pdf>
13. Changwony, F. K., & Paterson, A. S. (2019). Accounting Practice, Fiscal Decentralization and Corruption. *The British Accounting Review*, 51(5), 100834. <https://doi.org/10.1016/j.bar.2019.04.003>
14. Cheema, G., & Rondinelli, D. (2007). *Decentralizing governance: emerging concepts and practices*. Washington D. C.: Brookings Institution Press.
15. Choudhury, S. (2015). Governmental decentralization and corruption revisited: Accounting for potential endogeneity. *Economics Letters*, 136, 216-222. <https://doi.org/10.1016/j.econlet.2015.09.040>
16. Cressey, D. R. (1953). *Other People's Money; A Study In The Social Psychology Of Embezzlement*. Glencoe, IL: Free Press.
17. Cuadrado-Ballesteros, B., Cito, F., & Bisogno, M. (2020). The role of public-sector accounting in controlling corruption: an assessment of Organisation for Economic Co-operation and Development countries. *International Review of Administrative Sciences*, 86(4), 729-748. <https://doi.org/10.1177/02F0020852318819756>
18. de Mello, L., & Barenstein, M. (2001). *Fiscal decentralization and governance: A cross-country analysis* (Working paper). International Monetary Fund. Retrieved July 12, 2021, from <https://www.elibrary.imf.org/view/journals/001/2001/071/article-A001-en.xml>
19. Emara, A. M. (2020). The Impact of Corruption on Human Development in Egypt. *Asian Economic and Financial Review*, 10(5), 574-589. Retrieved from https://econpapers.repec.org/article/asiaefrj/2020_3ap_3a574-589.htm
20. Faguet, J.-P. (2004). Does decentralization increase government responsiveness to local needs? Evidence from Bolivia. *Journal of Public Economics*, 88(3-4), 867-893. Retrieved from https://econpapers.repec.org/article/eeepubeco/v_3a88_3ay_3a2004_3ai_3a3-4_3ap_3a867-893.htm
21. Fan, C. S., Lin, C., & Treisman, D. (2009). Political decentralization and corruption: Evidence from around the world. *Journal of Public Economics*, 93(1), 14-34. <https://doi.org/10.1016/j.jpubeco.2008.09.001>
22. Fiorino, N., Galli, E., & Padovano, F. (2015). How long does it take for government decentralization to affect corruption. *Economics of Governance*, 16(3), 273-305. <https://doi.org/10.1007/s10101-015-0156-y>
23. Fisman, R., & Gatti, R. (2002). Decentralization and corruption: Evidence across countries. *Journal of Public Economics*, 83(3), 325-345. [https://doi.org/10.1016/S0047-2727\(00\)00158-4](https://doi.org/10.1016/S0047-2727(00)00158-4)
24. Hair, J. F., Hult, G. T. M., Ringle, C. M., & Sarstedt, M. (2017). *A Primer on Partial Least Square Structural Equation Modeling (PLS-SEM)*. California: SAGE Publication, Inc.
25. Indonesian Corruption Watch. (2018). *Laporan Tren Penindakan Kasus Korupsi Tahun 2018*. (In Indonesian).
26. Indonesian Corruption Watch. (2019). *Laporan Tren Penindakan Kasus Korupsi Tahun 2019*. (In Indonesian).

27. Klitgaard, R. (1988). *Controlling Corruption*. Oxford: University of California Press.
28. Kock N. (2020). *WarpPLS 7.0 User Manual*. Laredo, TX: ScriptWarp Systems.
29. Komisi Pemberantasan Korupsi. (2020a). *Statistik TPK Berdasarkan Instansi 2020*. (In Indonesian). Retrieved July 12, 2021, from <https://www.kpk.go.id/id/statistik/penindakan/tpk-berdasarkan-instansi>
30. Komisi Pemberantasan Korupsi. (2020b). *Statistik TPK Berdasarkan Jabatan 2020*. (In Indonesian). Retrieved July 12, 2021, from <https://www.kpk.go.id/id/statistik/penindakan/tpk-berdasarkan-profesi-jabatan>
31. Komisi Pemberantasan Korupsi. (2020c). *Statistik TPK Berdasarkan Wilayah 2020*. (In Indonesian). Retrieved July 12, 2021, from <https://www.kpk.go.id/id/statistik/penindakan/tpk-berdasarkan-wilayah>
32. Lupia, A., & McCubbins, M. (1994). Who controls? Information and The Structure of Legislative Decision Making. *Legislative Studies Quarterly*, 19(3), 361-384. Retrieved from <https://www.jstor.org/stable/440137>
33. Mahi, B. R., & Supriyanti, S. S. (2019). The Impact of Fiscal Decentralization on the Volatility of District/City Government Expenditures in Indonesia. *Jurnal Ekonomi dan Pembangunan Indonesia*, 19(1), 118-138. (In Indonesian). <https://doi.org/10.21002/jepi.v19i1.879>
34. Mardiasmo. (2018). *Regional Finance Autonomy and Management*. Yogyakarta: Andi Publisher.
35. Maria, E., Halim, A., & Suwardi, E. (2021). Financial distress, regional independence and corruption: an empirical study in Indonesian local governments. *Journal of Accounting and Strategic Finance*, 4(1), 54-70. <https://doi.org/10.33005/jasf.v4i1.159>
36. Maria, E., Halim, A., Suwardi, E., & Miharjo, S. (2019). Fiscal decentralization and the probability of corruption: An empirical evidence from Indonesia. *Journal of Economics and Business*, 22(1), 1-22. (In Indonesian). <https://doi.org/10.24914/jeb.v22i1.2036>
37. Mbaku, J. M. (2008). Corruption clean-ups in Africa. Lessons from public choice theory. *Journal of Asian and African Studies*, 43(4), 427-456. <https://doi.org/10.1177%2F0021909608091975>
38. Nirwanto, D. A. (2013). *Regional Autonomy versus Decentralization Corruption*. Semarang: Aneka Ilmu Publisher.
39. Prud'Homme, R. (1995). The dangers of decentralization. *The World Bank Research Observer*, 10(2), 201-220.
40. Rahayuningtyas, D. P. A., & Setyaningrum, D. (2017). The Effect of Governance and E-Government on Corruption. *Equity: Journal of Economics and Finance*, 1(4). (In Indonesian). <https://doi.org/10.24034/j25485024.y2017.v1i4.2597>
41. Reinikka, R., & Svensson, J. (2004). Local capture: Evidence from a central government transfer program in Uganda. *Quarterly Journal of Economics*, 119(2), 679-705. <https://doi.org/10.1162/0033553041382120>
42. Rini, R., & Damiati, L. (2017). Analysis of Government Audit Results and Level of Corruption in Provincial Governments in Indonesia. *Journal of Accounting and Business Dynamics*, 4(1), 73-90.
43. Rendonelli, D., & Cheema, G. (1983). *Decentralization and development: policy implementation in developing countries*. Beverly Hills Sage Publication Inc.
44. Saragih, J. P. (2003). *Fiscal Decentralization and Regional Finance in Autonomy*. Jakarta: Ghalia Indonesia.
45. Shon, J., & Cho, Y. K. (2020). Fiscal Decentralization and Government Corruption: Evidence from U.S. States. *Public Integrity*, 22(2), 187-204. <http://dx.doi.org/10.1080/10999922.2019.1566427>
46. Transparency International. (2020). *Corruption Perceptions Index 2020*. Retrieved from https://images.transparencycdn.org/images/CPI2020_Report_EN_0802-WEB-1_2021-02-08-103053.pdf
47. Triwibowo, S. (2019). Public financial management and corruption In Indonesia: a panel cointegration and causality analysis. *Journal of Indonesian Economy and Business*, 34(3), 267-279. Retrieved from <https://www.readcube.com/articles/10.22146%2Fjeb.50719>
48. Ulum, A. S., Rohman, A., Harto, P., Ratmono, D., & Ghazali, I. (2019). The Role of Natural Resources on Moderating the Relationship between Fiscal Decentralization and Corruption: Evidence from Indonesia. *International Journal of Energy Economics and Policy*, 9(1), 67-75. Retrieved from <https://www.proquest.com/openview/853c997e507ccaa07fcd84344b3d2139/1?pq-origsite=gscholar&cbl=816340>
49. Urbina, D. A., & Rodriguez, G. (2021). The effects of corruption on growth, human development and natural resources sector: empirical evidence from a Bayesian panel VAR for Latin American and Nordic countries. *Journal of Economic Studies*. <https://doi.org/10.1108/JES-05-2020-0199>
50. World Bank. (2001). *Decentralization and subnational regional economics*. Retrieved from <http://www1.worldbank.org/public-sector/decentralization/what.htm>
51. Yanto, D., & Adrison, V. (2020). Do the government expenditure audits correlate with corruption in the public procurement? *Journal of State Financial Governance and Accountability*, 6(1), 19-33. <https://doi.org/10.28986/jtaken.v6i1.378>
52. Zimmerman, J. L. (1977). The Municipal Accounting Maze: An Analysis of Political Incentives. *Journal of Accounting Research*, 15, 107-144. <https://doi.org/10.2307/2490636>

The problem of corruption in government organizations: Empirical evidence from Indonesia

ORIGINALITY REPORT

10%

SIMILARITY INDEX

6%

INTERNET SOURCES

7%

PUBLICATIONS

4%

STUDENT PAPERS

PRIMARY SOURCES

- | | | |
|---|---|------|
| 1 | Submitted to Midlands State University
Student Paper | 1 % |
| 2 | Submitted to Liberty University
Student Paper | 1 % |
| 3 | docobook.com
Internet Source | <1 % |
| 4 | Dante A. Urbina, Gabriel Rodríguez. "The effects of corruption on growth, human development and natural resources sector: empirical evidence from a Bayesian panel VAR for Latin American and Nordic countries", Journal of Economic Studies, 2021
Publication | <1 % |
| 5 | EuroMed Journal of Business, Volume 9, Issue 3 (2014-09-16)
Publication | <1 % |
| 6 | ajap.um.edu.my
Internet Source | <1 % |
| 7 | Submitted to University of Edinburgh | |

<1 %

8

idus.us.es

Internet Source

<1 %

9

d-nb.info

Internet Source

<1 %

10

journal.prasetiyamulya.ac.id

Internet Source

<1 %

11

Submitted to University of Technology,
Sydney

Student Paper

<1 %

12

journalofsocialsciences.org

Internet Source

<1 %

13

Magda Gaber, Wafaa Soliman, Nora
Mohammed. "RELATIONSHIP AMONG
ORGANIZATIONAL CORRUPTION, CULTURE,
JUSTICE, AND NURSES' ATTITUDE TOWARDS
WORK", Port Said Scientific Journal of Nursing,
2022

Publication

<1 %

14

openlibrarypublications.telkomuniversity.ac.id

Internet Source

<1 %

15

Submitted to University of Essex

Student Paper

<1 %

16

basic.ub.ac.id

Internet Source

<1 %

17

econjournals.com

Internet Source

<1 %

18

Charles E. Bryant, Rajshekhar G. Javalgi.
"Global Economic Integration in Developing
Countries: The Role of Corruption and Human
Capital Investment", Journal of Business
Ethics, 2014

Publication

<1 %

19

dspace.lib.ntua.gr

Internet Source

<1 %

20

www.ijicc.net

Internet Source

<1 %

21

Barankay, I.. "Decentralization and the
productive efficiency of government: Evidence
from Swiss cantons", Journal of Public
Economics, 200706

Publication

<1 %

22

Submitted to Harper Adams University
College

Student Paper

<1 %

23

Mohammad Farooq, Shiraz Khan, Atif Atique
Siddiqui, Muhammad Tariq Khan, Muhammad
Kamran Khan. "DETERMINANTS OF
PROFITABILITY: A CASE OF COMMERCIAL

<1 %

BANKS IN PAKISTAN", Humanities & Social Sciences Reviews, 2021

Publication

24

Nadia Fiorino, Emma Galli, Fabio Padovano. "How long does it take for government decentralization to affect corruption?", Economics of Governance, 2015

Publication

<1 %

25

Submitted to University of Glamorgan

Student Paper

<1 %

26

www-odp.tamu.edu

Internet Source

<1 %

27

www.dfid.gov.uk

Internet Source

<1 %

28

Bienvenido Ortega, Antonio Casquero, Jesús Sanjuán. "Corruption and Convergence in Human Development: Evidence from 69 Countries During 1990–2012", Social Indicators Research, 2015

Publication

<1 %

29

Félix J. López-Iturriaga, Iván Pastor Sanz. "Predicting Public Corruption with Neural Networks: An Analysis of Spanish Provinces", Social Indicators Research, 2017

Publication

<1 %

30

bibliografia.bg.szczecin.pl

Internet Source

<1 %

31	cis01.ucv.ro Internet Source	<1 %
32	discovery.ucl.ac.uk Internet Source	<1 %
33	economix.fr Internet Source	<1 %
34	infogen.webs.uvigo.es Internet Source	<1 %
35	journal.unnes.ac.id Internet Source	<1 %
36	oapub.org Internet Source	<1 %
37	pure.rug.nl Internet Source	<1 %
38	stars.library.ucf.edu Internet Source	<1 %
39	theses.hal.science Internet Source	<1 %
40	www.testmagzine.biz Internet Source	<1 %
41	ISMATILLA MARDANOV. "POLITICAL AND ECONOMIC INSTITUTIONS AND HUMAN DEVELOPMENT: POST-COMMUNIST NATIONS", Global Economy Journal, 2020 Publication	<1 %

Exclude quotes On

Exclude matches Off

Exclude bibliography On

The problem of corruption in government organizations: Empirical evidence from Indonesia

GRADEMARK REPORT

FINAL GRADE

/0

GENERAL COMMENTS

Instructor

PAGE 1

PAGE 2

PAGE 3

PAGE 4

PAGE 5

PAGE 6

PAGE 7

PAGE 8

PAGE 9

PAGE 10

PAGE 11

PAGE 12