

# Facile method for synthesis of TiO<sub>2</sub> film and its application in high efficiency dye sensitized-solar cell (DSSC)

*by* Jatmiko Endro Suseno

---

**Submission date:** 30-Oct-2020 05:42PM (UTC+0700)

**Submission ID:** 1431117474

**File name:** 6.NNS\_AIP\_2013.docx (272.73K)

**Word count:** 1958

**Character count:** 9845

3

## Facile method for synthesis of TiO<sub>2</sub> film and its application in high efficiency dye sensitized-solar cell (DSSC)

1

**Abstract.** Dye-sensitized solar cells (DSSC) is a device which converts a solar energy to electrical energy. Different with semiconductor thin film based solar cell, DSSC utilize the sensitized-dye to absorb the photon and semiconductor such as titanium dioxide (TiO<sub>2</sub>) and zinc oxide (ZnO) as a working electrode photoanode. In this report, the preparation of TiO<sub>2</sub> film using a facile method of spray deposition and its application in DSSC have been presented. TiO<sub>2</sub> photoanode was synthesized by growing the droplet of titanium tetraisopropoxide diluted in acid solution on the substrate of conductive glass flourine-doped tin oxide (FTO) with variation of precursor volume. DSSC was assembled by sandwiching both of photoanode electrode and platinum counter electrode subsequently filling the area between these electrodes with triiodine/iodine electrolyte solution as redox pairs. The characterization of the as prepared DSSC using solar simulator (AM 1.5G, 100 mW/cm<sup>2</sup>) and I-V source meter Keithley 2400 showed that the performance of DSSC was affected by the precursor volume. The overall conversion efficiency of DSSC using the optimum TiO<sub>2</sub> film was about 1.97% with the open circuit voltage (V<sub>oc</sub>) of 0.73 V, short circuit current density (J<sub>sc</sub>) of 4.61 mA and fill factor (FF) of 0.58.

**Keywords:** TiO<sub>2</sub>, Spray Deposition, Solar cell, Dye-sensitized solar cell, Photoanode.

**PACS:** 88.40.hj, 68.55.ag

### INTRODUCTION

5

Dye sensitized solar cells (DSSCs) is a new generation of solar cells. Since it was discovered by Gratzel et al. [1], the research and development of DSSC increase rapidly. The DSSC is different from the commercially silicon-based solar cell since in the former cell there is a separation between light absorption function and carrier transport function [2]. DSSC-type solar cell has many advantages, that is including easy to be produced, cheaper cost of production than the silicon-based solar cell and has a high efficiency even though in the low intensity of light[3]. In general, DSSC comprise of photo-anode which is made from semiconductor such as TiO<sub>2</sub> and ZnO, dye as sensitizer which absorb sunlight, a pair of redox in the form of triiodide/iodide, and electrode counter from platinum (Pt) [1].

A thick film of TiO<sub>2</sub> was produced by coating the nano-particle TiO<sub>2</sub> paste on top of a transparent conductive glass (TCO glass) using doctor blade and screen printing methods. These methods were proven to be able to produce TiO<sub>2</sub> nanoparticle film which has homogeneous thickness. However, it was required three steps to produce a TiO<sub>2</sub> nanoparticle film. The

first step was producing TiO<sub>2</sub> nanoparticle. The second step was to produce TiO<sub>2</sub> paste and to disperse the obtained TiO<sub>2</sub> nanoparticle in the appropriate liquid medium, and then followed by the addition of the appropriate surfactant. The last step is coating and annealing.

In our work, the photo-anode electrode was produced using spray-deposition method which was also called aerosol based method. This simple method was capable of producing a film which has a controllable thickness with a high homogeneity [4-5]. A controlled film thickness allows repeating the production to obtain the films with the high consistency. A high efficiency of DSSC required the optimum thickness of film in photo-anode TiO<sub>2</sub>, since it was affecting light absorption process [6]. In this paper, we study the optimum condition for TiO<sub>2</sub> film coating. We also observe the effect of that condition in the resulted photo-to-current conversion efficiency (PCE) and photovoltaic DSSC parameter.

### METHOD

#### Production of TiO<sub>2</sub> photo-anode

TiO<sub>2</sub> photo-anode film is a thick film from TiO<sub>2</sub> which was coated on top of F-doped SnO<sub>2</sub> glass (FTO, TEC15, Dyesol). This film has sheet resistance ~15  $\Omega$ /sq, transmittance ~80%, and glass thickness around 2.3 mm. The FTO coated glass was cleaned up using methanol, acetone and distilled water by ultrasonic process. A TiO<sub>2</sub> film was prepared using spray deposition method as illustrated in Fig.1. The equipments consisted of droplet generator and temperature controllable hot plate. The precursor of TiO<sub>2</sub> was titanium tetraisopropoxide (TTIP, Aldrich, Singapore) which was dissolved in the liquid of HNO<sub>3</sub> (Merck, Singapore) 1 N. The concentration of TTIP liquid was preserved in 0.1 M. The next step was atomising the precursor liquid using droplet generator/sprayer. The resulted droplet was then transported on the surface of FTO glass which was heated at 500°C. The active area of TiO<sub>2</sub> layer was set at the length of 4 cm and width of 1 cm. In order to obtain a good quality of film with the appropriate thickness, the volume of precursor was varied. The quality of film will affect performance of the DSSC.

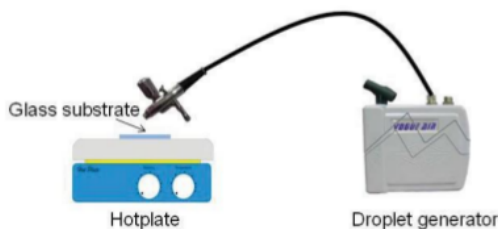


FIGURE 1. The scheme of spray deposition equipment.

### The Assembly of DSSC

Components of DSSC consist of counter electrode from platinum (Pt) as illustrated in Fig.2a., TiO<sub>2</sub> photo-anode electrode (see Fig.2b.), sensitizer dye, a pair of redox electrolyte and plastic sealant. TiO<sub>2</sub> photo-anode electrode was submerged in the liquid of dye Ru (II)-complex (N719, Dyesol) 0.3 mM with dissolve acetonitrile:tert-butanol (1:1 vol:vol) for 24 hours. The counter electrode Pt was created by coating hexachloroplatinic acid based paste on top of FTO glass with the dimension which was the same as the dimension of the active TiO<sub>2</sub> layer using doctor blade method. After Pt paste was coated on top of FTO glass, then the electrode was annealed at 400 °C for 30 minutes. A dye coated TiO<sub>2</sub> film was piled up with the counter electrode where thermo-plastic was placed between them. Thermo-plastic has functions as spacer sealant (Surlyn-30, Dyesol). The slit between

electrodes was filled with triiodide/iodide (I<sub>3</sub><sup>-</sup>/I<sup>-</sup>, Dyesol) as a pair of redox. The shape of DSSC is illustrated in Figure 2(c-d).

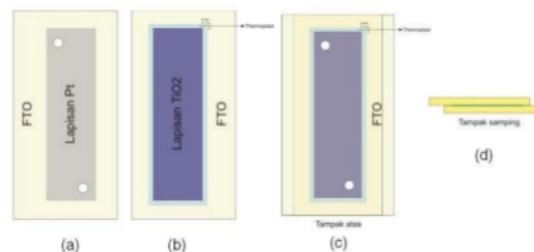


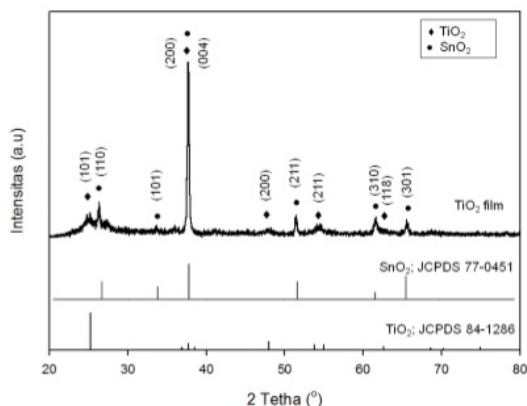
FIGURE 2. The scheme of (a) Pt counter electrode and (b) TiO<sub>2</sub> photo-anode. The view of DSSC scheme from (c) top and (d) side.

### Characterization

Crystal structure of the obtained TiO<sub>2</sub> film was characterised using X-ray diffractometer (XRD, RINT 2200V, Rigaku-Denki Corp., Tokyo, Japan). The measurement was performed using nickel-filtered CuK<sub>α</sub> radiation ( $\lambda = 0.154$  nm) at the voltage of 40 kV and current of 30 mA with scan step of 0.02° and scan speed of 4°/min. A performance test of DSSC was carried out using solar simulator (AM 1.5G, 100 mW/cm<sup>2</sup>; L01, Peccell Technology, Japan) and source meter Keithley 2400. The intensity of incident solar illumination was set at the condition of 1 sun with the certified reference of Si cell attached to the KG-5 filter.


### RESULT AND DISCUSSION

In this work, DSSC photo-anode in the form of TiO<sub>2</sub> film on top of FTO glass was grown with the precursor volume varied as 5, 7, 15 and 20 mL. The result of the crystal structure measurement using XRD for the 7 mL precursor is illustrated in Figure.3. The XRD analysis indicates that the produced TiO<sub>2</sub> has anatase phase with the diffraction peaks can be represented by the crystal orientation planes of (101), (004), (200), (211) and (118), which correspond well to the data in JCPDS file No. 84-1286. The other diffraction peaks belong to SnO<sub>2</sub>, which is compatible to the data in JCPDS file No. 77-0451. It is clear that by setting the annealing temperature at 500 °C the good crystallites of TiO<sub>2</sub> film is created which in turn it is expected that it can transport injected electron efficiently. Hence, it affects the performance of DSSC [7].



**FIGURE 3.** The XRD pattern of the TiO<sub>2</sub> which is grown on top of FTO glass.


Figure 4 shows the SEM images of the TiO<sub>2</sub> film. The active area of TiO<sub>2</sub> film was adjusted at 4 cm<sup>2</sup>. From these images, it was clear that the film was formed on the surface of FTO glass. However, increasing the precursor volume from 5 to 15 mL tend to form a cracked film. The possible reason to explain this phenomena is increasing the volume may decrease the adhesive force of TiO<sub>2</sub> on the SnO<sub>2</sub>. Additionally, the heating and cooling process during the formation of TiO<sub>2</sub> was naturally carried out without adjusting the heating rate.



**FIGURE 4.** The SEM images of the TiO<sub>2</sub> which is grown on top of FTO glass at different precursor volume.

The TiO<sub>2</sub> photo diode which is already assembled with the other DSSC components is shown in Figure 5. The resulted DSSC has TiO<sub>2</sub> working electrode with the dimension of 4 cm x 1 cm, while the dimension of FTO glass is 5 cm x 2.5 cm. The result of the DSSC performance test of the of the DSSC, performed at

solar illumination simulator AM 1.5G, which is equivalent with 100 **7** mW/cm<sup>2</sup>, is shown as characteristic curve of photo-current density versus photo-voltage (*J-V*) in Figure 6. The photo-voltaic parameters is summarised in detail in Table 1.



**FIGURE 5.** DSSC was created with Ru (II)-complex (N719) as its dye sensitizer.

The open-circuit voltage of DSSC using TiO<sub>2</sub> photo-anode with 5 mL precursor is 0.47 V and it is increase as the precursor volume increase. It is seen that for TiO<sub>2</sub> with precursor volume of more than 7 mL, the  $V_{oc}$  is around 0.7 V. However, the current density of the short-circuit ( $J_{sc}$ ) is showing different trend, where in TiO<sub>2</sub> - DSSC with 7 mL volume precursor shows the maximum result as 4.61 mA/cm<sup>2</sup>. Since the produced film using 7 mL precursor has optimum thickness, then it is expected that it will also havean optimum light absorption [6]. In general, the increase in precursor volume will directly increase the thickness of the film linearly. It is also affecting the quality of the film, for example due to the existence of micro-crack which decrease adhesion characteristic of the film on the FTO substrate [6]. Hence, it is clearly seen that by increasing the precursor volume above 7 mL, the current density  $J_{sc}$  will decrease. The values of fill factor (FF) in TiO<sub>2</sub> - DSSC with 5 mL and 20 mL precursor are relatively higher than the FF values of the DSSC with 7 mL **4** 15 mL precursor. This FF results are related to the ratio between maximum power and the product of open-circuit voltage and short circuit current density as in equation 1 below

$$FF = \frac{V_{max} J_{max}}{V_{oc} J_{sc}} \quad (1)$$

It is clearly seen that the small  $V_{oc}$  and  $J_{sc}$  result in the high value of FF. This will affect photo to current conversion efficiency, PCE,  $\psi$  which is written as

$$\psi = \frac{P_{max}}{P_{in}} 100\% = \frac{V_{oc} J_{sc} FF}{P_{in}} 100\% \quad (2)$$

48/SEK/INSINAS/PPK/I/2013, 4 January 2013 financial year 2013. We also thanks to Bayu Wahyudi, SSi and Fahmi Syafaat, SSi for helping in experiment.

where  $P_{max}$  is maximum power,  $V_{max}$  and  $J_{max}$  represents voltage and current density at maximum power. In equation above,  $P_{in}$  is incident power which in this work is  $100 \text{ mW/cm}^2$ . In  $\text{TiO}_2$  - DSSC with 7 mL precursor yield maximum PCE which is 1.97 %.

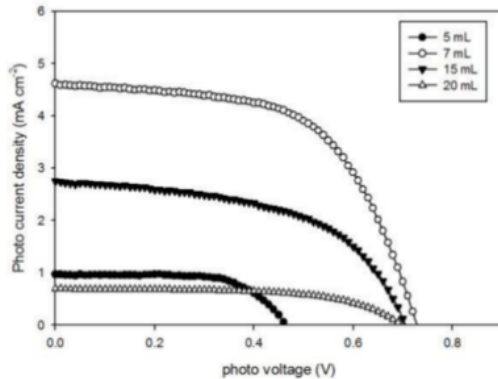


FIGURE 6. Characteristic curve J-V of DSSC with photo-anode  $\text{TiO}_2$  where the precursor volume is varied.

TABLE 1. Photovoltaic parameters from the measurement of DSSC performance with illumination of AM 1.5G where the precursor volume is varied.

Precursor Vol. (mL)	$V_{oc}$ (V)	$J_{sc}$ (mA)	$FF$	$\psi$ (%)
5	0.47	0.97	0.66	0.30
7	0.73	4.61	0.58	1.97
15	0.71	2.75	0.53	1.04
20	0.70	0.69	0.61	0.29

## CONCLUSIONS

In this work, photo-anode  $\text{TiO}_2$  has been successfully created by using spray-deposition method. The precursor volume influence  $\text{TiO}_2$  film where the resulted film is a crystal with anatase phase. It also has an effect on resulted photo-to-current efficiency (PCE). DSSC with 7 mL precursor has the biggest efficiency which is 1.97 % with  $V_{oc}$  0.73 V and  $J_{sc}$  4.61 mA. These results show that appropriate precursor generates  $\text{TiO}_2$  film with optimum thickness.

## ACKNOWLEDGMENTS

The author would thank to the Ministry of Research and Technology [6](#) who is funding this research through the scheme of Insentif Riset Sistem Inovasi Nasional (Insentif Riset SiNas) with contract No.

# Facile method for synthesis of TiO<sub>2</sub> film and its application in high efficiency dye sensitized-solar cell (DSSC)

## ORIGINALITY REPORT

15%

SIMILARITY INDEX

15%

INTERNET SOURCES

5%

PUBLICATIONS

3%

STUDENT PAPERS

## PRIMARY SOURCES

1	<a href="http://worldwidescience.org">worldwidescience.org</a> Internet Source	10%
2	<a href="http://aip.scitation.org">aip.scitation.org</a> Internet Source	2%
3	<a href="http://connection.ebscohost.com">connection.ebscohost.com</a> Internet Source	1%
4	<a href="http://pdfsecret.com">pdfsecret.com</a> Internet Source	1%
5	<a href="http://thurj.org">thurj.org</a> Internet Source	1%
6	<a href="http://pt.scribd.com">pt.scribd.com</a> Internet Source	<1%
7	Lakkanna S. Chougala, Jagadish S. Kadadevarmath, Atulkumar A. Kamble, Anand I. Torvi et al. "Spectroscopic investigations of interaction between TiO <sub>2</sub> and newly synthesized phenothiazine derivative-PTA dye and its role as photo-sensitizer", Journal of	<1%

## Luminescence, 2018

Publication

---

<1%

8

Agus Purwanto, Hendri Widiyandari, Takashi Ogi, Kikuo Okuyama. "Role of particle size for platinum-loaded tungsten oxide nanoparticles during dye photodegradation under solar-simulated irradiation", *Catalysis Communications*, 2011

Publication

---

Exclude quotes Off

Exclude matches Off

Exclude bibliography Off

# Facile method for synthesis of TiO<sub>2</sub> film and its application in high efficiency dye sensitized-solar cell (DSSC)

---

## GRADEMARK REPORT

---

FINAL GRADE

**/0**

GENERAL COMMENTS

**Instructor**

---

PAGE 1

---

PAGE 2

---

PAGE 3

---

PAGE 4

---