

Basicity Optimization of KF/Ca-MgO Catalyst using Impregnation Method

by Setia Budi Sasongko

Submission date: 25-Apr-2021 02:45PM (UTC+0700)

Submission ID: 1568967252

File name: document.pdf (2.11M)

Word count: 2659

Character count: 13745



Research Article

Basicity Optimization of KF/Ca-MgO Catalyst using Impregnation Method

Didi Dwi Anggoro*, Luqman Buchori, Setia Budi Sasongko, Herawati Oktavianty

Department of Chemical Engineering, Diponegoro University, Jl. Prof. Soedharto, Kampus Undip Tembalang, Semarang 50239, Indonesia

Received: 25th January 2019; Revised: 11th May 2019; Accepted: 20th May 2019;
Available online: 30th September 2019; Published regularly: December 2019

Abstract

This research aimed at determining the optimum value between calcination temperature (X_1), calcination time (X_2) and %wt KF (X_3) toward optimum basicity of KF/Ca-MgO catalyst. Approximately 2-4%wt KF was added to the KF/Ca-MgO catalyst using the impregnation method to assist the Ca-MgO, at 450-550 °C and a calcination time of 2-4 hours. Furthermore, its basicity was analyzed using Tanabe's titration method. The use of Variance Analysis (ANOVA), indicated that calcination temperature (X_1) factor achieved the highest basicity of KF/Ca-MgO catalyst, as indicated by its high F -value (16.46262) and low p -value (0.0067). The correlation between each operating variables and the responses were shown in a mathematical equation. The optimization value is estimated by limiting the calcination temperature from 415.9 to 584.1 °C, with a calcination time ranging from 1.32 to 4.68 hours, and %wt KF of 1.3182 to 4.6818 % that obtained 1.18 mmol/g for the optimal catalyst basicity. Copyright © 2019 BCREC Group. All rights reserved

Keywords: KF/Ca-MgO catalyst; Basicity; Optimization; Response Surface Methodology

How to Cite: Anggoro, D.D., Buchori, L., Sasongko, S.B., Oktavianty, H. (2019). Basicity Optimization of KF/Ca-MgO Catalyst using Impregnation Method. *Bulletin of Chemical Reaction Engineering & Catalysis*, 14(3): 678-682 (doi:10.9767/bcrec.14.3.4248.678-682)

Permalink/DOI: <https://doi.org/10.9767/bcrec.14.3.4248.678-682>

1. Introduction

Potassium Fluoride (KF) is an alkaline halide molecule with an active and reactive F (fluorine) element, making it easier to rebound with metals. An increase in its effects leads to a higher catalyst activity [1-5]. However, when it is added in surplus, it decreases the catalyst activity. This has been proven by Wen *et al.* [6] during research by adding KF in CaO, where its addition above 25%, decreased the catalyst ac-

tivity. When the amount is large, it covers the surface of the catalyst, thereby reducing its activity. Hu *et al.* [7] also conducted a study of the addition of KF in several catalysts, such as CaO-Fe₃O₄, SrO-Fe₃O₄, and MgO-Fe₃O₄ in which each had the optimum condition with the addition of KF. This was shown from the acquisition of biodiesel. According to Hu *et al.* [7], the obtained biodiesel was high assuming the addition of KF reaches 25% for CaO, 35% for MgO, and 10% for SrO.

The dispersion of active metals to the surface of the solid material is capable of expanding the catalyst surface and increasing the number of

* Corresponding Author.
E-mail: anggorophd@gmail.com (D.D. Anggoro);
Telp. : +62-24-7460058, Fax: +62-24-76480675

active sites. Furthermore, when the contact between the reactants and the catalyst increases, the reaction would be more comfortable and faster [8-13]. Another aim of using the carrier is to regulate the amount of metal required as well as to increase the catalyst activity and workability [14-15].

The classical method of optimization involves varying one parameter at a specific time while keeping the other constant. However, this method is inefficient as it fails to understand the relationships between variables (reaction time, temperature, molar ratio) and percentage yield [16-17]. Response Surface Methodology (RSM) is a valid statistical technique used to estimate complex processes. Its main advantage is in the reduction of experimental runs number required to provide adequate acceptable information statistically. It is an easy and cheap technique used to gather research results than the classical method [18]. RSM technique has been successfully applied in the field of quality experimental work [19-22].

The treatment processes/sol-gel used in this research is in three stages, namely impregnation, drying, and calcination. Furthermore, the study aims to analyze the optimum basicity of

KF/Ca-MgO catalyst (Y) concerning calcination temperature (X_1), calcination time (X_2), and %wt KF (X_3).

2. Materials and Methods

Magnesium acetate, calcium nitrate, and citric acid compounds were weighed according to the predetermined calculations and dissolved in 95% ethanol. All three solutions are stirred at 350 rpm with the temperature of sol at 80 °C until the color became clear. The formed gel was then dried at 110 °C for 6 hours by using an oven. The catalyst obtained was mashed using a mortar and calcined for 3 hours at 550 °C using a furnace. Impregnation of Ca-MgO will be achieved by dissolving KF with %wt between the ranges of 2-4 % in deionized water, after which it was stirred for 1 hour. Furthermore, the absorbed water was extracted from the catalysts surface by exposing it to 140 °C for 6 hours and calcined at 450-550 °C with a time range of 2-4 hours. The basicity of KF/Ca-MgO catalyst was further analyzed using the Tanabe's titration method.

3. Results and Discussion

The experimental design matrix designed using the central composite design method and results of the basicity of KF/Ca-MgO catalyst values are shown in Table 1. The result consists of 16 sets of coded condition expressed in natural values. The design consists of eight factorial, six axial, and three central points. The sequence of the experiment was randomized to minimize the effects of uncontrolled factors.

The Analysis of Variance (ANOVA), used to analyze the basicity of KF/Ca-MgO catalyst was shown in Table 2. The significance between each factor stated in Table 2 was tested

Table 2. Basicity value of catalyst at various %wt KF, calcination temperature, and calcination time

Run	Calcination Temperature (X_1 , °C)	Calcination Time (X_2 , minutes)	%wt KF (X_3 , %)	Basicity (mmol/g)
1	450	120	2	0.30
2	450	120	4	0.64
3	450	240	2	0.54
4	450	240	4	1.04
5	550	120	2	0.84
6	550	120	4	0.98
7	550	240	2	0.66
8	550	240	4	1.18
9	416	180	3	0.28
10	584	180	3	0.72
11	500	79	3	0.92
12	500	280	3	1.16
13	500	180	1.32	0.96
14	500	180	4.68	1.10
15(C)	500	180	3	1.06
16(C)	500	180	3	1.04

Table 1. ANOVA results (df: degree of freedom)

Variant	Coefficient	F-value	df	p-value
X_0 (const.)	1.056990			
X_1	0.137659	16.46213	1	0.006670
X_1^2	-0.211329	26.31767	1	0.002157
X_2	0.077883	5.26935	1	0.061478
X_2^2	-0.020410	0.24547	1	0.637901
X_3	0.127075	14.02814	1	0.009561
X_3^2	-0.023945	0.33789	1	0.582214
$X_1 X_2$	-0.077500	3.05647	1	0.131003
$X_1 X_3$	-0.022500	0.24762	1	0.629872
$X_2 X_3$	0.067500	2.31859	1	0.178664

using the F - and p - values. High F and p values lower than 0.05 indicates that the variables significantly influenced the response studied. The F -value illustrates the ratio between Mean Square of Factor (MSF) and Mean Square of Error (MSE). The effect of operating these variables is shown in Table 2.

The higher basicity of high F -value (16.462) and low p -value (0.0067) was illustrated in ANOVA Table 2. The objective function of this test is used to determine the optimum basicity value between calcination temperature, time, and %wt KF. The relation between each operating variables and the responses is shown in Equation (1).

$$Y = 1.05699 + 0.13766 X_1 - 0.21133 X_{12} + 0.07788 X_2 - 0.02041 X_{22} + 0.12708 X_2 - 0.02395 X_{32} - 0.0775 X_1 X_2 - 0.0225 X_1 X_3 + 0.0675 X_2 X_3 + 0.0675 X_2 X_3 \quad (1)$$

The order of this equation is selected by correlating the coefficient of determination (R^2) for the mathematical equation is 92.37%. This value indicates a match between the predicted value and experimental data shown in Figure 1. The linear line shown in Figure 1 is called a regression line, which indicated the best prediction between independent variables (X) against dependent variables (Y). However, it is not perfectly predictable, with a substantial re-occurring variation of the observed points around the fitted regression line (Figure 1). Residual value is defined as the deviation of a specific point from the regression line (the predicted value).

In Figure 2, the 3D surface graph shows the correlation between temperature and time of calcination, with a temperature range of 450 to 550 °C. Furthermore, it reaches the optimum basicity level, due to the temperature range of 450 to 550 °C with a change in the catalyst composition, which affects its basicity. This is by the research conducted by Xie and Huang [23] where the basicity value of the catalyst with the addition of KF on the KF/ZnO decreased after when the temperature exceeds 550 °C. The 3D surface graph in Figure 3 shows that an increase in %wt KF leads to an increase in its basicity. Therefore, its addition affects its level [24]. Figure 4 shows the correlation between the calcination time and %wt KF, which failed to contribute to the increase

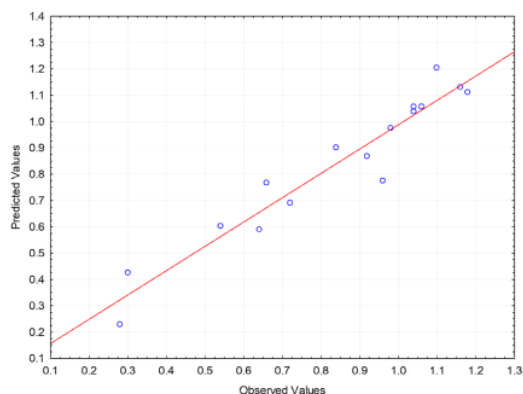


Figure 1. Correlation of predicted and observed value of KF/Ca-MgO catalyst basicity

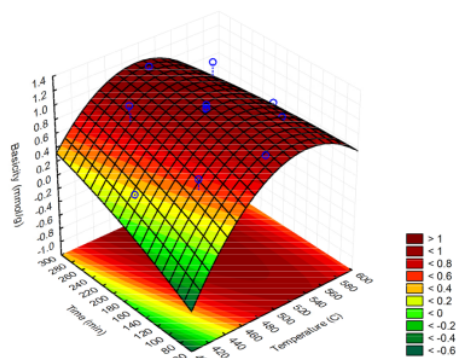


Figure 2. Surface plot of correlation between calcination time and calcination temperature on the basicity of catalysts generated at center point.

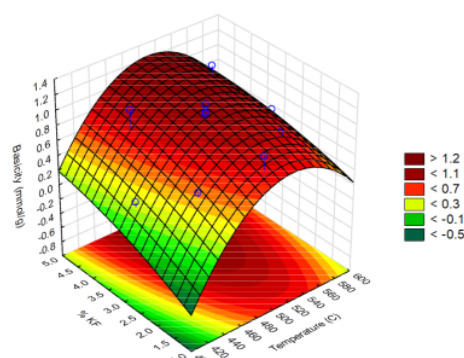


Figure 3. Surface plot of correlation between calcination temperature and %KF on the basicity of catalysts generated at center point

of catalyst basicity. The longer the calcination time, the higher the catalyst basicity value, however, it does not give a significant improvement. This shows that the addition of KF support to the CaO-MgO is the dominant factor which helps increase catalyst activity leading to higher basicity [6].

4. Conclusions

The optimized operating condition of the catalyst production is easily estimated by limiting the calcination temperature in ranges of 415.9 to 584.1 °C, the time between 1.32 to 4.68 hours, and the %wt KF content ranging from 1.3182 to 4.6818 %. This obtained an optimal catalyst basicity value of 1.18 mmol/g. The correlation between calcination temperature (X_1), calcination time (X_2), %wt KF (X_3) and the catalyst basicity (Y) is shown in Equation (1).

Acknowledgements

The authors are grateful to financial support from Indonesian Ministry of Research, Technology and Higher Education (Kemenristekdikti) under 2018 budget year.

References

[1] Guzmán-Vargasa, A., Santos-Gutiérrez, T., Limab, E., Flores-Moreno, J.L., Oliver-Tolentino, M.A., de J. Martínez-Ortiz, M. (2015). Efficient KF loaded on MgCaAl hydroxalite-like compounds in the transesterification of *Jatropha curcas* oil. *Journal of Alloys and Compounds*, 643: S159–S164.

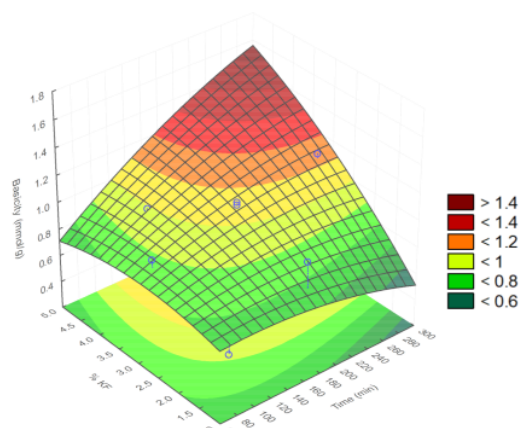


Figure 4. 3D surface of the correlation between calcination time and %KF on the performance of catalysts generated at center point

[2] Liu, H., Su, L., Shao, Y., Zou, L., (2012). Biodiesel production catalyzed by cinder supported CaO/KF particle catalyst. *Fuel*, 97: 651–657.

[3] Xuan, J., Zheng, X., Hu, H., (2012). Active sites of supported KF catalysts for transesterification. *Catalysis Communications*, 28: 124–127.

[4] Bai, R., Wang, S., Mei, F., Li, T., Li, G., (2011). Synthesis of glycerol carbonate from glycerol and dimethyl carbonate catalyzed by KF modified hydroxyapatite. *Journal of Industrial and Engineering Chemistry*, 17: 777–781.

[5] Kabashima, H., Tsuji, H., Nakatab, S., Tanaka, Y., Hattori, H., (2000). Activity for base-catalyzed reactions and characterization of alumina-supported KF catalysts. *Applied Catalysis A: General*, 194-195: 227-240.

[6] Wen, L., Wang, Y., Lu, D., Hu, S., Han, H. (2010). Preparation of KF/CaO Nanocatalyst and its Application in Biodiesel Production from Chinese Tallow Seed Oil. *Fuel*, 89: 2267-2271.

[7] Hu, S., Wang, Y., Han, H. (2011). Utilization of Waste Freshwater Mussel Shell as an Economic Catalyst for Biodiesel Production. *Bio-mass Bioenergy*, 35: 3627-3635.

[8] Satterfield, C.N. (1991). *Heterogeneous Catalysis in Industrial Practice*. New York: Mc Graw Hill Book, Co.

[9] Anderson, J.T., and Boudart, M. (1989). *Catalysis, Science and Technology*. New York: Springer-Verlag.

[10] da Costa Evangelista, J.P., Gondim, A.D., di Souza, L., Araujo, A.S., (2016). Alumina-supported potassium compounds as heterogeneous catalysts for biodiesel production: A review. *Renewable and Sustainable Energy Reviews*, 59: 887–894.

[11] Nakamura, R., Komura, K., Sugi, Y., (2008). The esterification of glyceride with lauric acid catalyzed by multi-valent metal salts. Selective formation of mono-dilaurins. *Catalysis Communications*, 9: 511–515.

[12] Barrault, J., Bancquart, S., Pouilloux, Y., (2004). Preliminary communication / Communication Selective glycerol transesterification over mesoporous basic catalysts. *C. R. Chimie*, 7: 593–599.

[13] Anggoro, D.D., Putra, R.R., Oktavianty, H., Kamilah, L.A., Chamdani, F.T., (2018). Dealumination and Characterization of ZSM-5 as Catalyst for Glycerol Conversion to Glycerol Monolaurate. *Reaktor*, 18 (2): 110-116.

- [14] Anggoro, D.D., Hidayati, N., Buchori, L., Mundriyastutik, Y., (2016). Effect of Co and Mo Loading by Impregnation and Ion Exchange Methods on Morphological Properties of Zeolite Y Catalyst. *Bulletin of Chemical Reaction Engineering & Catalysis*, 11 (1): 75-83.
- [15] Anggoro, D.D., Buchori, L., Silaen, G.C., Utami, R.N., (2017). Preparation, Characterization, and Activation of Co-Mo/Y Zeolite Catalyst for Coal Tar Conversion to Liquid Fuel. *Bulletin of Chemical Reaction Engineering & Catalysis*, 12 (2): 219-226.
- [16] Hamsaveni, D.R., Prapulla, S.G., Divakar, S. (2001). Response surface methodological approach for the synthesis of isobutyl isobutyrate. *Process Biochem.*, 36: 1103–1109.
- [17] Soo, E.L., Salleh, A.B., Basri, M., Rahman, R.N.Z.A., Kamaruddin, K. (2004). Response surface methodological study on lipase-catalyzed synthesis of amino acid surfactants. *Process Biochem.*, 39: 1511–1518.
- [18] Shieh, C.J., Akoh, C.C., Koehler, P.E. (1995). Four-factor response surface optimization of the enzymatic modification of triolein to structured lipids. *J. Am. Oil Chem. Soc.* 72: 6
- [19] Anggoro, D.D., Buchori, L., Istadi, I., Fadhil, R.P., Antonio, G. (2018). Optimization of Preparation of Zeolite Y Dealuminate Catalysts for Glycerol Conversion to Glycerol Mono Laurate. *MATEC Web of Conferences* (RSCE 2017). 156:06006.
- [20] Anggoro, D.D., Istadi, I. (2008). Optimization of methane conversion to liquid fuels over W-Cu/ZSM-5 catalysts by response surface methodology. *J. of Nat. Gas Chem.* 17: 39-44.
- [21] Amin, N.S.A., Anggoro, D.D. (2004). Optimization of direct conversion of methane to liquid fuels over Cu loaded. *Fuel*. 83:487-494.
- [22] Chakraborty, R., Mandal, E. (2015). Fast and energy efficient glycerol esterification with lauric acid by near and far-infrared irradiation: Taguchi optimization and kinetics evaluation. *Journal of the Taiwan Institute of Chemical Engineers*, 50: 93–99.
- [23] Xie, W., Huang, X. (2006). Synthesis of Biodiesel from Soybean Oil using Heterogeneous KF/ZnO Catalyst. *Catalysis Letters*, 107: 53-59.
- [24] Wang, Y., Hu, S., Guan, Y., Wen, L., Han, H. (2009). Preparation of Mesoporous Nanosized KF/CaO–MgO Catalyst and its Application for Biodiesel Production by Transesterification. *Catal. Lett.*, 131:574-578.

Selected and Revised Papers from The 3rd International Conference on Chemical and Material Engineering (ICCME) 2018 (<http://icme2018.undip.ac.id>) (Diponegoro University, by 19th-20th September 2018) after Peer-reviewed by Scientific Committee of ICCME 2018 and Peer-Reviewers of Bulletin of Chemical Reaction Engineering & Catalysis

Basicity Optimization of KF/Ca-MgO Catalyst using Impregnation Method

ORIGINALITY REPORT

15%

SIMILARITY INDEX

11%

INTERNET SOURCES

9%

PUBLICATIONS

5%

STUDENT PAPERS

PRIMARY SOURCES

1	Submitted to School of Business and Management ITB Student Paper	3%
2	ejournal.undip.ac.id Internet Source	2%
3	Dedy Suhendra, Erin Ryantin Gunawan, Arista Dewi Nurita, Desy Komalasari, Teguh Ardianto. "Optimization of the Enzymatic Synthesis of Biodiesel from <i>Terminalia cattapa</i> L. Kernel Oil Using Response Surface Methodology", Journal of Oleo Science, 2017 Publication	2%
4	mafiadoc.com Internet Source	2%
5	www.docstoc.com Internet Source	1%
6	Submitted to Lambung Mangkurat University Student Paper	1%

7	Didi Dwi Anggoro, Luqman Buchori, Setia Budi Sasongko, Mahmed Vincent A. A. F. F.. "Synthesis of Ca/MgO catalyst using sol gel method for monoglycerides production", AIP Publishing, 2018 Publication	1 %
8	crypto.math.uni-bremen.de Internet Source	1 %
9	Submitted to Universitas Diponegoro Student Paper	1 %
10	eprints.utm.my Internet Source	1 %
11	Swetha Sandesh, Ganapati V. Shanbhag, A. B. Halgeri. "Transesterification of Glycerol to Glycerol Carbonate Using KF/Al ₂ O ₃ Catalyst: The Role of Support and Basicity", Catalysis Letters, 2013 Publication	<1 %
12	psasir.upm.edu.my Internet Source	<1 %
13	umpir.ump.edu.my Internet Source	<1 %
14	Gunawan, E.R.. "Study on response surface methodology (RSM) of lipase-catalyzed synthesis of palm-based wax ester", Enzyme and Microbial Technology, 20051201	<1 %

Publication

Exclude quotes Off

Exclude matches Off

Exclude bibliography On

Basicity Optimization of KF/Ca-MgO Catalyst using Impregnation Method

GRADEMARK REPORT

FINAL GRADE

/0

GENERAL COMMENTS

Instructor

PAGE 1

PAGE 2

PAGE 3

PAGE 4

PAGE 5
