

Facile Method for Synthesis of TiO₂ Film and its Application in High Efficiency Dye Sensitized-Solar Cell (DSSC)

by Jatmiko Endro Suseno

Submission date: 28-Dec-2020 03:27PM (UTC+0700)

Submission ID: 1481632000

File name: ArtikelC11_JES.pdf (1.14M)

Word count: 2249

Character count: 11084

Facile method for synthesis of TiO₂ film and its application in high efficiency dye sensitized-solar cell (DSSC)

Hendri Widiyandari^{1*}, Agus Purwanto², Kuncoro Diharjo³, V. Gunawan S.K.¹ and Jatmiko Endro Suseno¹

¹Department of Physics, Diponegoro University, Jl. Prof. H. Soedarto SH, Semarang, Central Java 50275, Indonesia

²Department of Chemical Engineering, Sebelas Maret University, Jl. Ir. Sutami No. 36 A, Surakarta, Indonesia

³Department of Mechanical Engineering, Sebelas Maret University, Jl. Ir. Sutami No. 36 A, Surakarta, Indonesia

*Email: h.widiyandari@undip.ac.id

Abstract. Dye-sensitized solar cells (DSSC) is a device which converts a solar energy to electrical energy. Different with semiconductor thin film based solar cell, DSSC utilize the sensitized-dye to absorb the photon and semiconductor such as titanium dioxide (TiO₂) and zinc oxide (ZnO) as a working electrode photoanode. In this report, the preparation of TiO₂ film using a facile method of spray deposition and its application in DSSC have been presented. TiO₂ photoanode was synthesized by growing the droplet of titanium tetraisopropoxide diluted in acid solution on the substrate of conductive glass fluorine-doped tin oxide (FTO) with variation of precursor volume. DSSC was assembled by sandwiching both of photoanode electrode and platinum counter electrode subsequently filling the area between these electrodes with triiodine/iodine electrolyte solution as redox pairs. The characterization of the as prepared DSSC using solar simulator (AM 1.5G, 100 mW/cm²) and I-V source meter Keithley 2400 showed that the performance of DSSC was affected by the precursor volume. The overall conversion efficiency of DSSC using the optimum TiO₂ film was about 1.97% with the open circuit voltage (V_{oc}) of 0.73 V, short circuit current density (J_{sc}) of 4.61 mA and fill factor (FF) of 0.58.

Keywords: TiO₂, Spray Deposition, Solar cell, Dye-sensitized solar cell, Photoanode.

PACS: 88.40.hj, 68.55.ag

INTRODUCTION

10

Dye sensitized solar cells (DSSCs) is a new generation of solar cells. Since it was discovered by Gratzel et al. [1], the research and development of DSSC increase rapidly. The DSSC is different from the commercially silicon-based solar cell since in the former cell there is a separation between light absorption function and carrier transport function [2]. DSSC-type solar cell has many advantages, that is including easy to be produced, cheaper cost of production than the silicon-based solar cell and has a high efficiency even though in the low intensity of light [3]. In general, DSSC comprise of photo-anode which is made from semiconductor such as TiO₂ and ZnO, dye as sensitizer which absorb sunlight, a pair of redox in the form of triiodide/iodide, and electrode counter from platinum (Pt) [1].

A thick film of TiO₂ was produced by coating the nano-particle TiO₂ paste on top of a transparent conductive glass (TCO glass) using doctor blade and screen printing methods. These methods were proven to be able to produce TiO₂ nanoparticle film which has homogeneous thickness. However, it was required three steps to produce a TiO₂ nanoparticle film. The

first step was producing TiO₂ nanoparticle. The second step was to produce TiO₂ paste and to disperse the obtained TiO₂ nanoparticle in the appropriate liquid medium, and then followed by the addition of the appropriate surfactant. The last step is coating and annealing.

In our work, the photo-anode electrode was produced using spray-deposition method which was also called aerosol based method. This simple method was capable of producing a film which has a controllable thickness with a high homogeneity [4-5]. A controlled film thickness allows repeating the production to obtain the films with the high consistency. A high efficiency of DSSC required the optimum thickness of film in photo-anode TiO₂, since it was affecting light absorption process [6]. In this paper, we study the optimum condition for TiO₂ film coating. We also observe the effect of that condition in the resulted photo-to-current conversion efficiency (PCE) and photovoltaic DSSC parameter.

METHOD

Production of TiO₂ photo-anode

5th Nanoscience and Nanotechnology Symposium (NNS2013)
AIP Conf. Proc. 1586, 143-146 (2014); doi: 10.1063/1.4866749
© 2014 AIP Publishing LLC 978-0-7354-1218-7/\$30.00

TiO₂ photo-anode film is a thick film from TiO₂ which was coated on top of F-doped SnO₂ glass (FTO, TEC15, Dyesol). This film has sheet resistance ~15 Ω/sq, transmittance ~80%, and glass thickness around 2.3 mm. The FTO coated glass was cleaned up using methanol, acetone and distilled water by ultrasonic process. A TiO₂ film was prepared using spray deposition method as illustrated in Fig.1. The equipments consisted of droplet generator and temperature controllable hot plate. The precursor of TiO₂ was titanium tetraisopropoxide (TTIP, Aldrich, Singapore) which was dissolved in the liquid of HNO₃ (Merck, Singapore) 1 N. The concentration of TTIP liquid was preserved in 0.1 M. The next step was atomising the precursor liquid using droplet generator/sprayer. The resulted droplet was then transported on the surface of FTO glass which was heated at 500°C. The active area of TiO₂ layer was set at the length of 4 cm and width of 1 cm. In order to obtain a good quality of film with the appropriate thickness, the volume of precursor was varied. The quality of film will affect performance of the DSSC.

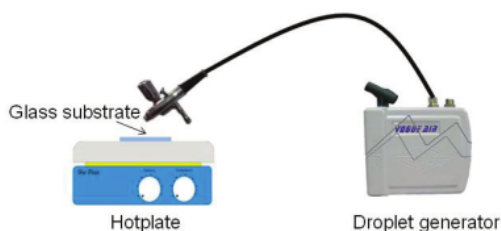


FIGURE 1. The scheme of spray deposition equipment.

The Assembly of DSSC

Components of DSSC consist of counter electrode from platinum (Pt) as illustrated in Fig.2a., TiO₂ photo-anode electrode (see Fig.2b.), sensitizer dye, a pair of redox electrolyte and plastic sealant. TiO₂ photo-anode electrode was submerged in the liquid of dye Ru (II)-complex (N719, Dyesol) 0.3 mM with dissolve acetonitrile:tert-butanol (1:1 vol:vol) for 24 hours. The counter electrode Pt was created by coating hexachloroplatinic acid based paste on top of FTO glass with the dimension which was the same as the dimension of the active TiO₂ layer using doctor blade method. After Pt paste was coated on top of FTO glass, then the electrode was annealed at 400 °C for 30 minutes. A dye coated TiO₂ film was piled up with the counter electrode where thermo-plastic was placed between them. Thermo-plastic has functions as spacer sealant (Surlyn-30, Dyesol). The slit between

electrodes was filled with triiodide/iodide (I₃⁻/I⁻, Dyesol) as a pair of redox. The shape of DSSC is illustrated in Figure 2(c-d).

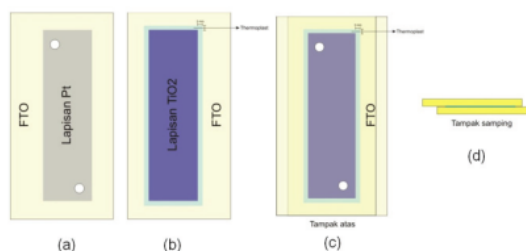


FIGURE 2. The scheme of (a) Pt counter electrode and (b) TiO₂ photo-anode. The view of DSSC scheme from (c) top and (d) side.

Characterization

Crystal structure of the obtained TiO₂ film was characterised using X-ray diffractometer (XRD, RINT 2200V, Rigaku-Denki Corp., Tokyo, Japan). The measurement was performed using nickel-filtered CuK_α radiation ($\lambda = 0.154$ nm) at the voltage of 40 kV and current of 30 mA with scan step of 0.02° and scan speed of 4°/min. A performance test of DSSC was carried out using solar simulator (AM 1.5G, 100 mW/cm²; L01, Peccell Technology, Japan) and source meter Keithley 2400. The intensity of incident solar illumination was set at the condition of 1 sun with the certified reference of Si cell attached to the KG-5 filter.

RESULT AND DISCUSSION

In this work, DSSC photo-anode in the form of TiO₂ film on top of FTO glass was grown with the precursor volume varied as 5, 7, 15 and 20 mL. The result of the crystal structure measurement using XRD for the 7 mL precursor is illustrated in Figure.3. The XRD analysis indicates that the produced TiO₂ has anatase phase with the diffraction peaks can be represented by the crystal orientation planes of (101), (004), (200), (211) and (118), which correspond well to the data in JCPDS file No. 84-1286. The other diffraction peaks belong to SnO₂, which is compatible to the data in JCPDS file No. 77-0451. It is clear that by setting the annealing temperature at 500 °C the good crystallites of TiO₂ film is created which in turn it is expected that it can transport injected electron efficiently. Hence, it affects the performance of DSSC [7].

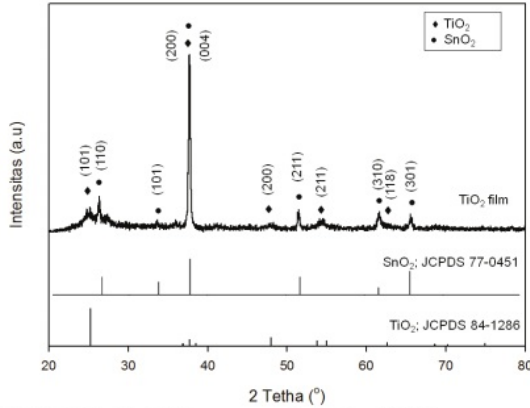


FIGURE 3. The XRD pattern of the TiO₂ which is grown on top of FTO glass.

Figure 4 shows the SEM images of the TiO₂ film. The active area of TiO₂ film was adjusted at 4 cm². From these images, it was clear that the film was formed on the surface of FTO glass. However, increasing the precursor volume from 5 to 15 mL tend to form a cracked film. The possible reason to explain this phenomena is increasing the volume may decrease the adhesive force of TiO₂ on the SnO₂. Additionally, the heating and cooling process during the formation of TiO₂ was naturally carried out without adjusting the heating rate.




FIGURE 4. The SEM images of the TiO₂ which is grown on top of FTO glass at different precursor volume.

The TiO₂ photo diode which is already assembled with the other DSSC components is shown in Figure 5. The resulted DSSC has TiO₂ working electrode with the dimension of 4 cm x 1 cm, while the dimension of FTO glass is 5 cm x 2,5 cm. The result of the DSSC performance test of the of the DSSC, performed at

solar illumination simulator AM 1,5G, which is equivalent with 100 mW/cm², is shown as characteristic curve of photo-current density versus photo-voltage (J-V) in Figure 6. The photo-voltaic parameters is summarised in detail in Table 1.




FIGURE 5. DSSC was created with Ru (II)-complex (N719) as its dye sensitizer.

The open-circuit voltage of DSSC using TiO₂ photo-anode with 5 mL precursor is 0.47 V and it is increase as the precursor volume increase.

It is seen that for TiO₂ with precursor volume of more than 7 mL, the V_{oc} is around 0.7 V. However, the current density of the short-circuit (J_{sc}) is showing different trend, where in TiO₂ - DSSC with 7 mL volume precursor shows the maximum result as 4.61 mA/cm². Since the produced film using 7 mL precursor has optimum thickness, then it is expected that it will also have an optimum light absorption [6]. In general, the increase in precursor volume will directly increase the thickness of the film linearly. It is also affecting the quality of the film, for example due to the existence of micro-crack which decrease adhesion characteristic of the film on the FTO substrate [6]. Hence, it is clearly seen that by increasing the precursor volume above 7 mL, the current density J_{sc} will decrease. The values of fill factor (FF) in TiO₂ - DSSC with 5 mL and 20 mL precursor are relatively higher than the FF values of the DSSC with 7 mL and 15 mL precursor. This FF results are related to the ratio between maximum power and the product of open-circuit voltage and short circuit current density as in equation 1 below

$$FF = \frac{V_{\max} J_{\max}}{V_{oc} J_{sc}} \quad (1)$$

It is clearly seen that the small V_{oc} and J_{sc} result in the high value of FF. This will affect photo to current conversion efficiency, PCE, η which is written as

$$\eta = \frac{P_{\max}}{P_{in}} 100\% = \frac{V_{oc} J_{sc} FF}{P_{in}} 100\% \quad (2)$$

where P_{\max} is maximum power, V_{\max} and J_{\max} represents voltage and current density at maximum power. In equation above, P_{in} is incident power which in this work is 100 mW/cm^2 . In TiO_2 - DSSC with 7 mL precursor yield maximum PCE which is 1.97 %.

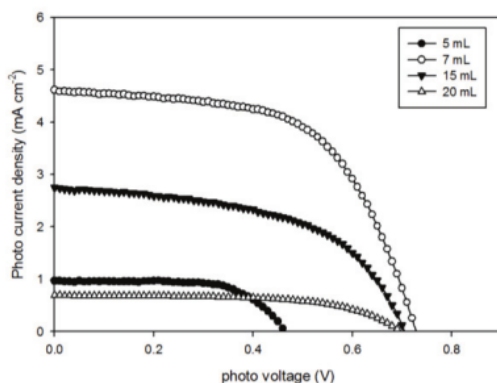


FIGURE 6. Characteristic curve J-V of DSSC with photo-anode TiO_2 where the precursor volume is varied.

TABLE 1. Photovoltaic parameters from the measurement of DSSC performance with illumination of AM 1.5G where the precursor volume is varied.

Precursor Vol. (mL)	V_{oc} (V)	J_{sc} (mA)	FF	η (%)
5	0.47	0.97	0.66	0.30
7	0.73	4.61	0.58	1.97
15	0.71	2.75	0.53	1.04
20	0.70	0.69	0.61	0.29

CONCLUSIONS

In this work, photo-anode TiO_2 has been successfully created by using spray-deposition method. The precursor volume influence TiO_2 film where the resulted film is a crystal with anatase phase. It also has an effect on resulted photo-to-current efficiency (PCE). DSSC with 7 mL precursor has the biggest efficiency which is 1.97 % with V_{oc} 0.73 V and J_{sc} 4.61 mA. These results show that appropriate precursor generates TiO_2 film with optimum thickness.

ACKNOWLEDGMENTS

The author would thank to the Ministry of Research and Technology who is funding this research through the scheme of Insentif Riset Sistem Inovasi Nasional (Insentif Riset SiNas) with contract No.

48/SEK/INSINAS/PPK/1/2013, 4 January 2013 financial year 2013. We also thanks to Bayu Wahyudi, SSI and Fahmi Syafaat, SSI for helping in experiment.

REFERENCES

- O'Regan, B., and Gratzel, M. A, *Nature* **353**, 737 – 740 (1991).
- Hagfeldt A., Didriksson B., Palmqwist T., Lindstrom H., Sodergren S., Rensmo H. And Lindquist S-E, *Solar Energy Mater. And Solar Cells* **31**, 481 – 488 (1994).
- Ma T., Akiyama M., Abe E., and Imai I, *Nano Letters* **5**, 2543 – 2547 (2005).
- Purwanto A., Widiyandari H., and Jumari A., *Thin solid Film* **520**, 2092–2095 (2012).
- Shelke P.N., Y.B. Kholam, R.R. Hawaldar, S.D. Gunjal, R.R. Udawant, M.T. Sarode, M.G. Takwale, K.C. Mohite, *Fuel* **112**, 542-549 (2013).
- Agarwala S., Kevin M., Wong A.S.W., Peh C.K.N., Thavasi V., and Ho G. W., *ACS Appl. Mater. & Inter.* **2**, 1844 – 1850 (2010).
- Nazeeruddin M. K., A. Kay, I. Rodicio, R. Humphry-Baker, E. Mueller, P. Liska, N. Vlachopoulos, M. Graetzel, *J. Am. Chem. Soc.* **115**, 6382 – 6390 (1993).

Facile Method for Synthesis of TiO₂ Film and its Application in High Efficiency Dye Sensitized-Solar Cell (DSSC)

ORIGINALITY REPORT

10%

SIMILARITY INDEX

7%

INTERNET SOURCES

7%

PUBLICATIONS

4%

STUDENT PAPERS

PRIMARY SOURCES

1	personal.its.ac.id Internet Source	1%
2	Purwanto, A.. "Formation of BaTiO ₃ nanoparticles from an aqueous precursor by flame-assisted spray pyrolysis", Journal of the European Ceramic Society, 2007 Publication	1%
3	Submitted to Gyeongsang National University Student Paper	1%
4	www.freepatentsonline.com Internet Source	1%
5	www.iptek.its.ac.id Internet Source	1%
6	www.mdpi.com Internet Source	1%
7	pdfsecret.com Internet Source	1%

A D Zikri, J Gunlazuardi. " Preparation of a TiO -

8

based dye-sensitized solar cell comprising anthocyanin from mangosteen pericarp () as the sensitizer: co-pigmentation effect on sensitizer and solar cell efficiency ", Journal of Physics: Conference Series, 2020

Publication

1%

9

Submitted to School of Business and Management ITB

Student Paper

1%

10

thurj.org

Internet Source

1%

11

pubs.rsc.org

Internet Source

<1%

12

Dina Fattakhova-Rohlfing, Adriana Zaleska, Thomas Bein. "Three-Dimensional Titanium Dioxide Nanomaterials", Chemical Reviews, 2014

Publication

<1%

13

Lakkanna S. Chougala, Jagadish S. Kadadevarmath, Atulkumar A. Kamble, Anand I. Torvi et al. "Spectroscopic investigations of interaction between TiO₂ and newly synthesized phenothiazine derivative-PTA dye and its role as photo-sensitizer", Journal of Luminescence, 2018

Publication

<1%

14

Qingqing Miao, Mingxing Wu, Wei Guo, Tingli Ma. "Studies of high-efficient and low-cost dye-sensitized solar cells", Frontiers of Optoelectronics in China, 2011

Publication

<1%

15

Tran Thanh Trang, Jun Yun Kim, Jeong Gwan Lee, Jong Hun Cheon, Na Ree Kim, Kwang-Soon Ahn, Jae Hong Kim. "Effect of Conducting Ability of Electrolytes on the Photovoltaic Performance of Quasi-Solid State Dye-Sensitized Solar Cells", Molecular Crystals and Liquid Crystals, 2011

Publication

<1%

16

Weizhen He, Timur Sh. Atabaev, Hyung Kook Kim, Yoon-Hwae Hwang. "Enhanced Sunlight Harvesting of Dye-Sensitized Solar Cells Assisted with Long Persistent Phosphor Materials", The Journal of Physical Chemistry C, 2013

Publication

<1%

Exclude quotes On

Exclude matches Off

Exclude bibliography On

Facile Method for Synthesis of TiO₂ Film and its Application in High Efficiency Dye Sensitized-Solar Cell (DSSC)

GRADEMARK REPORT

FINAL GRADE

/0

GENERAL COMMENTS

Instructor

PAGE 1

PAGE 2

PAGE 3

PAGE 4
