

# Effect of pH and Gas Flow Rate on Ozone Mass Transfer of Carrageenan Solution in Bubble Column Reactor

*by* Aji Prasetyaningrum

---

**Submission date:** 22-Dec-2020 03:00PM (UTC+0700)

**Submission ID:** 1480451812

**File name:** 10\_Jurnal\_Reaktor\_Aji\_Prasetyaningrum\_Effect\_pH\_and\_Gas\_Flow.pdf (415.85K)

**Word count:** 3210

**Character count:** 17011

## Effect of pH and Gas Flow Rate on Ozone Mass Transfer of $\kappa$ -Carrageenan Solution in Bubble Column Reactor

Aji Prasetyaningrum<sup>\*)</sup>, Dyah Arum Kusumaningtyas, Purbo Suseno, Bakti Jos, and Ratnawati

<sup>5</sup>  
<sup>1)</sup>Chemical Engineering Department, Faculty of Engineering, Diponegoro University  
Jl. Prof. Soedarto SH Tembalang Semarang  
Telp. / Fax. (024)7460058 / (024)76480675

\*) Corresponding author: [aji.prasetyaningrum@che.undip.ac.id](mailto:aji.prasetyaningrum@che.undip.ac.id)

(Received: October 27, 2017 Accepted: November 15, 2018)

### Abstract

*This research was conducted to calculate the mass transfer coefficient value for ozonation reaction of  $\kappa$ -carrageenan solution in the bubble column reactor. Ozone gas was produced using ozone generator type corona discharge. In this study, operating conditions were regulated at ozone gas flow rate 2- 5 L min<sup>-1</sup>, pH 4-10, and temperature 29 ± 1 °C. Samples were tested every 5 minutes to determine the dissolved ozone concentration. The results showed that dissolved ozone concentrations increased with increasing ozonation time and ozone gas flow rate. However, a very high gas flow rate can increase turbulence so that the mass transfer coefficient ( $k_{La}$ ) value decreased. In alkaline conditions, the formation of free radicals ( $HO^*$ ) increases so that the amount of dissolved ozone decreases. The  $k_{La}$  value of ozone gas in  $\kappa$ -carrageenan solution is slightly lower than the  $k_{La}$  value of the ozone gas in the water. The results of this study indicate that ( $k_{La}$ ) ozone gas in water is 0.131 / minute while the value ( $k_{La}$ ) in  $\kappa$ -carrageenan solution is 0.128 / minute.*

**Keywords:** ozone; mass transfer; pH; flowrate

**How to Cite This Article:** Prasetyaningrum, A., Kusumaningtyas, D.A., Suseno, P., Jos, B., and Ratnawati (2018), Effect of pH and Gas Flow Rate on Ozone Mass Transfer of  $\kappa$ -Carrageenan Solution in Bubble Column Reactor, Reaktor, 18(4), 177-182, <http://dx.doi.org/10.14710/reaktor.18.04.177-182>.

### INTRODUCTION

Carrageenan is a natural biopolymer typically obtained from the seaweed of red algae (Rhodophyceae). Several studies have demonstrated that low molecular weight carrageenan (LMCarr) show a variety of beneficial activities over the carrageenan with relatively high molecular weights (HMCarr) (Campo, 2009). Previously, depolymerization of carrageenan was done by several means which can be

divided into three main categories; (1) chemical, (2) biochemical, and (3) physical degradations. The conventional method is operated by using diluted or concentrated acids. Consumption of acid and heat leads to the high cost of production. In addition, the production yield is low, and a wide diversity of oligomers is obtained due to random linkage cleavage. Specific degradation can be achieved by using biochemical technique, i.e., treatment with

carrageenanase enzyme. However, additional purification by relatively complex method such as ion exchange chromatography is needed after the digestion (Prasetyaningrum *et al.*, 2017).



Figure 1. Reaction mechanism of ozone in the aqueous solution (Langlais, 1991)

Ozonation process has attracted many researchers and become an important technique for the water purification and the decomposition of organic compounds. Ozone is an unstable gas contains three oxygen atoms ( $O_3$ ) and a strong oxidizing agent that can react with organic and inorganic molecules (Khadre *et al.*, 2001, Seydim *et al.*, 2005). Ozone has been applied as chemical reagents for synthesis purposes, purification of drinking water, disinfectants, waste treatment, natural fiber bleaching, etc. Ozone is soluble in many substances. Its value is 14 times higher than oxygen solubility.

Figure 1 shows the reaction of ozone in the aqueous solution. In solution, ozone may react to various compounds (M) through 2 ways: (i) by direct reaction with the molecular ozone and (ii) indirect reaction with the radical species that are formed when ozone decomposes in water.

Ozone can be produced through several processes, such as corona discharge, ultraviolet radiation, electrolysis, and radio chemical source. Corona discharge is more effective than the other processes (Beltran, 2004), so that it applied in most of commercial and industrial processes for ozone production. As it is effective for ozone generation, in this research, the corona discharge was applied for the ozonation process to depolymerize carrageenan. During the generation of ozone, the radical ions and reactive species were produced such as  $OH^*$ ,  $H_2O_2$ ,  $O^*$ . These reactive species have been shown to efficiently decompose anorganic and organic compounds (Brink *et al.*, 1991, Lodge *et al.*, 1983). Ozone generation by corona discharge methods requires the following equipment: gas source, dust filters, ozone generators, contacting units, and off-gas destruction.

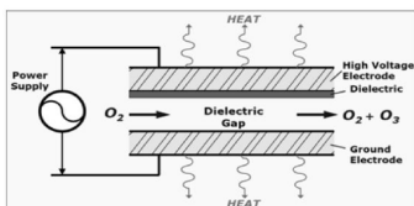
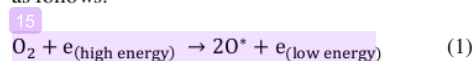


Figure 2. Schematic diagram of ozone generation by corona discharge

Figure 2 represents the ozone generation from corona discharge.

The ozone reactor used in this work consists of two stainless steel electrodes and a glass dielectric. The formation of ozone through an electrical discharge gas process was based on the non-homogeneous corona discharge in air or oxygen. Oxygen was forced between high voltage plates to simulate corona discharge (Langlais, 1991, Gottschalk *et al.*, 2010). The oxygen was broken apart and recombines into ozone.

The generation of ozone involves the intermediate formation of atomic oxygen radicals. The atomic oxygen radicals can react with molecular oxygen to produce ozone. The chemical reactions that occur in the ozone formation system can be described as follows:



All reactions that can dissociate molecular oxygen into radical oxygen were potential for ozone formation. The effectiveness of the ozonation process is affected by the mass transfer of ozone gas in the reactor. Bubble columns are intensively used as multi-phase reactors in chemical, biochemical and petrochemical industries. They have several advantages in the operation and in the maintenance such as high heat and mass transfer rates, compact and low cost (Degaleesan *et al.*, 2001, Kantarci *et al.*, 2005). Although the construction of bubble columns is simple, but the accurate and successful design and scale-up are required to improve the understanding of multiphase fluid dynamics and its influences. The rate of mass transfer from the gas phase to the liquid phase in bubble column reactor greatly affect the ozonation reaction. The value of the mass transfer rate constant per unit volume is expressed as the mass transfer coefficient ( $k_L a$ ). The mass transfer coefficient of ozone gas in water can be determined by measuring dissolved ozone concentration as a function of time. The value of  $k_L a$  number was influenced by the reactor design, ozone flow rate, temperature, and pH (Gao *et al.*, 2005; Al-Abdul *et al.*, 2014; Flores-Payan *et al.*, 2015).

Commonly, the modeling of ozone contactors, the mass transfer coefficient ( $k_L a$ ) and other reactor characteristics were estimated from data available in the literature. Nevertheless, in many cases of experimental data were needed in accordance with the type of reactor. The aim of this study is determined the effect of pH and ozone gas flow rate on the ozone mass transfer coefficient ( $k_L a$ ) in the bubble column reactor.

## MATERIALS AND METHODS

### Materials

In this experiment, all chemicals such as potassium iodide, sulfuric acid, sodium thiosulfate,

sodium hydroxide, and sulfuric acid were analytical grade and used without any treatment.

### Methods

Ozone was supplied to the system using the ozone generator type dielectric barrier discharge (DBD). The DBD reactor consisted of two high voltage electrodes separated by a layer of glass beads. These components were arranged within a jacketed cell to allow cooling. The cell was then connected to a cooling system to maintain the temperature at desirable levels. Air was used to feed the ozone generator and the flow rate of ozone was adjusted using flowmeter. Ozone gas was distributed at the column bottom through a sparger. Ozone gas flow rate was adjusted at different value: 2; 2.5; 3; 3.5; 4; 4.5 L.min<sup>-1</sup> and the initial pH at 4; 5; 6; 7; 8; 9; 10. The experiments were carried out at the ambient temperature 29±1°C.

Sample were taken every 5 minutes, to analyze the dissolved ozone concentrations. After each run, dissolved ozone concentration was determined by the iodometric method (Bader and Hoigne, 1982). The results of the measurement of dissolved ozone concentration were calculated to obtain the mass transfer coefficient ( $k_La$ ). The schematic of the ozonation process using bubble column reactor shows in Figure 3.

### Analysis of dissolved ozone concentration

Determination of dissolved ozone concentration was carried out using the iodometric titration. The principle of this method that iodide ion was oxidized by ozone to form iodine during the ozone gas was bubbling to the KI solution. The liberated iodine was titrated using sodium thiosulfate. The endpoint of the titration was determined by changing the colour of the solution. The dissolved ozone

concentration was calculated using the following equation.

$$\frac{Mw_{O_3} \times V_{Na_2S_3O_3} \times N_{Na_2S_3O_3}}{V_{\text{sample}} \times e_{Na_2S_3O_3}} \quad (3)$$

### Determination of Ozone Mass Transfer Coefficient

Ozone solubility was determined using the equation:

$$\frac{dC_{O_3}}{dt} = k_L a (C_{O_3}^* - C_{O_3}) \quad (4)$$

$$\ln(C_{O_3}^* - C_{O_3}) = -k_L a t + C \quad (5)$$

$C_{O_3}^*$  and  $C_{O_3}$  are dissolved ozone concentration in the steady state and dissolved ozone concentration at  $t$  minutes ozonation, respectively. The symbol of  $k_L a$  is the mass transfer coefficient.

22

## RESULTS AND DISCUSSION

### Effect of pH

The value of dissolved ozone concentration at different pHs measured from a reaction time of 0 to 60 minutes is shown in Figure 4. Ozonation reactions used a semi-batch system or during the reaction, there was no outflow of liquid. Figure 4 shows that dissolved ozone concentrations increase with increasing ozonation time. However, after 50 minutes of ozonation, there were only slight increment in dissolved ozone concentration and after 60 minutes ozonation, the dissolved ozone concentration was near to constant value.

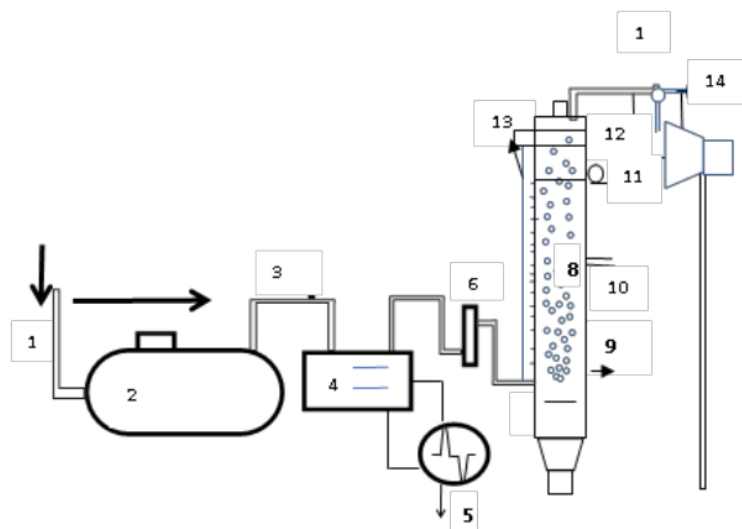


Figure 3. The experimental set up (1) gas flow meter, (2) compressor, (3) valve, (4) ozone generator, (5) high voltage, (6) flow meter, (7) gas sparger, (8) bubble column reactor, (9) output sample, (10) thermoregulator, (11) stopwatch, (12) output gas, (13) scale, (14) camera

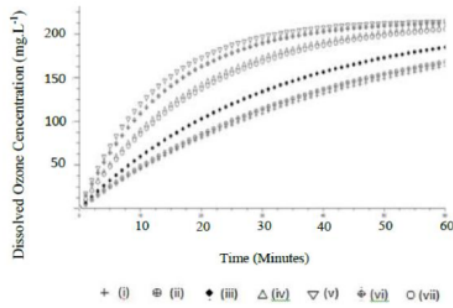


Figure 4. Effect of pH on dissolved ozone concentration with different operating conditions: i) pH 4, (ii) pH 5, (iii) pH 6, (iv) pH 7, (v) pH 8, (vi) pH 9, (vii) pH 10.

Figure 4 also shows the effect of different pHs on dissolved ozone concentration. The operating condition was adjusted at ozone flow rate 4 L.min<sup>-1</sup> and temperature 29±1 °C. The total volume of the bubble column reactor was 1500 mL. The ozonation process was carried out at different pHs (4; 5; 6; 7; 8; 9; 10). The results of this study indicate that the increase in pH will increase the dissolved ozone concentration. This research shows, the high ozone concentration when pH is about 7-8. The pH of the water is important and at alkali condition the hydroxide ions initiate ozone decomposition, which involves the following reaction (Beltran, 2014):



The increase in pH will cause a decrease in the solubility ratio of ozone in water solution because of the high of pH cause increase of the hydroxide ions (OH<sup>-</sup>) in water which will initiate ozone decomposition (Wang *et al.*, 1999). pH affects the ozone mass transfer coefficient from the gas phase to the liquid phase. The results of this study indicate that the dissolved ozone concentration decreases with increasing pH value. This is related to OH<sup>\*</sup> ions which accelerate ozone decomposition into OH<sup>\*</sup> radicals (Gao *et al.*, 2005, Lovato *et al.*, 2009).

### Effect of Ozone Flow Rate

To determine the effect of ozone flow rate on dissolved ozone concentration, an experiment was conducted with pH 7, temperature 29±1 °C, and flow rate varied between 2-5 L.min<sup>-1</sup>. The volume of KI solution used in the reactor is 1500 mL. Ozonation is carried out for 30 minutes. Figure 5 shows that the dissolved ozone concentration increase with the increase in ozone gas flow rate. The maximum of dissolved ozone concentration was obtained at the ozone gas flow rate of 4 L.min<sup>-1</sup>. The ozone residence time in the system will be shorter if the ozone gas flow rate is high.

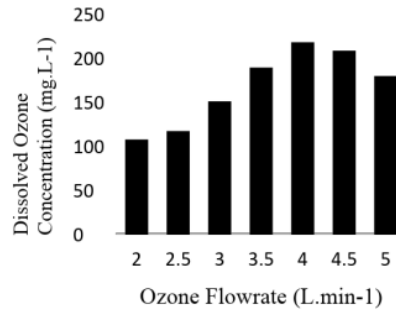


Figure 5. Effect of Gas Flow Rate on Dissolved Ozone Concentration

The short lifetime of oxygen gas which causes the ozone formation process to become imperfect. Oxygen molecules do not have enough time to react to produce ozone (Gottschalk *et al.*, 2010).

### Mass Transfer Coefficient in Bubble Column Reactor

Determination of mass transfer coefficients for the ozone-κ-carrageenan solution system, influenced by the concentration of dissolved ozone in water at a different time. In this study, the value of  $k_{LA}$  is calculated using equations (4) and (5). In this study, 1% (b/v) κ-carrageenan concentration was used with the temperature set at 29 ± 1°C, pH 7 and pressure 1 atm. Mass transfer and chemical reactions occur simultaneously in ozonation of κ-carrageenan solution. Data on the comparison of ozone concentration dissolved in water and in carrageenan solution are presented in Figure 5.

The result indicates that the dissolved ozone concentration in the κ-carrageenan solution is slightly lower compared to the dissolved ozone concentration in water. For 30 minutes ozonation, the average value of dissolved ozone in water was 182.4 mg L<sup>-1</sup>, while in κ-carrageenan solution, it was 176.4 mg L<sup>-1</sup>. The value of the dissolved ozone concentration was decreased about 3.28%.

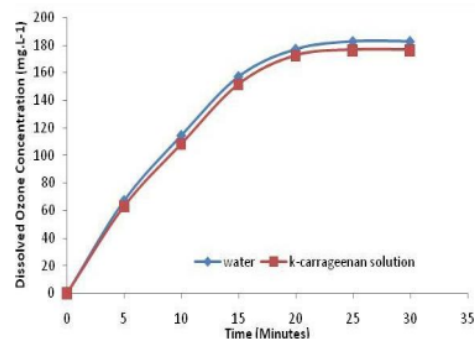


Figure 6. The concentration of ozone dissolved in water and κ-carrageenan solution

The  $kLa$  value is estimated by plotting  $\ln\left(\frac{c^*-c_0}{c^*-c}\right)$  versus ozonation time. The results show that ( $kLa$ ) ozone gas in water is 0.131/minute while the value ( $kLa$ ) in  $\kappa$ -carrageenan solution is 0.128/minute. The  $kLa$  value of ozone gas in  $\kappa$ -carrageenan solution is slightly lower than the  $kLa$  value of the ozone gas in the water. The similar tendency was also found in the research conducted by Kumar et al. (2013) which studied the effect of concentration of contaminants on the value mass transfer coefficient of the oxygen gas and Grima et al., 2009 who studied the kinetic and mass transfer of ozone degradation of organics in liquid/gas-ozone and liquid/solid-ozone systems.

Table 1. Comparison of  $kLa$  value with previous research

pH	This research <sup>a)</sup>	Grima. et al. (2009) <sup>b)</sup>	Gao et al. (2015) <sup>c)</sup>
4	0,036	0,38	0,295
5	0,038	-	0,320
6	0,049	-	0,260
7	0,058	0,31	0,310
8	0,131	-	-
9	0,043	0,26	-
10	0,035	-	-

<sup>a)</sup> This research in *bubble column reactor*, gas flowrate  $Q_g$  4 Lmin<sup>-1</sup>; liquid volume V 1,5 L<sup>1</sup>

<sup>b)</sup> Reactor *aplikon*, gas flowrate  $Q_g$  0,0027 Lmin<sup>-1</sup>, liquid flowrate  $C_g$  0,3 Lmin<sup>-1</sup>

<sup>c)</sup> *Karman contactor*, gas flowrate  $C_g$  0,02 Lmin<sup>-1</sup>, Volume 10 L

The results of the study showed that for a magnesium hydroxide concentration of 0.2-5% by weight it did not significantly change the  $kLa$  value. The  $kLa$  value will decrease as the solution concentration increases. The  $kLa$  values obtained from this study are compared with the previous studies as presented in Table 1. Comparison of  $kLa$  value with previous research presented in Table 1.

In general, the  $kLa$  value from this research is smaller than Grima (2009) and Gao et al. (2015). The difference this result caused by the type of reactor, volume of liquid, and the different gas flow rates.

## CONCLUSIONS

The results showed that dissolved ozone concentrations increased during 50 minutes of ozonation and subsequently tended to be stable. The dissolved ozone concentration rises as the ozone gas flow rate increases. However, the high flow rate will reduce the dissolved ozone concentration. The maximum of dissolved ozone concentration was obtained at the ozone gas flow rate of 4 L.min<sup>-1</sup>. The  $kLa$  value of ozone gas in  $\kappa$ -carrageenan solution is slightly lower than the  $kLa$  value of the ozone gas in the water. The results of this study indicate that ( $kLa$ ) ozone gas in water is 0.131 / minute while the value ( $kLa$ ) in  $\kappa$ -carrageenan solution is 0.128 / minute.

## ACKNOWLEDGMENTS

This work was supported by Ministry of Research, Technology and Higher Education of the Republic of Indonesia through *Penelitian Terapan Unggulan Perguruan Tinggi* (PTUPT) Research Grant No.101-134/UN7.P4.3/PP/2018.

## REFERENCES

- Al-Abduly, A., Christensen, P., Harvey, A., & Zahng, K., (2014)., Characterization and optimization of an oscillatory baffled reactor (OBR) for ozone-water mass transfer., *Chemical Engineering and Processing: Process Intensification*, 84, 82–89.
- Bader, H., Hoigne, J, (1982), Determination of Ozone in Water by the Indigo Method: a Submitted Standard Method, *Ozone Science and Engineering* Vol 4, pp. 169-176.
- Beltrán, F. J., (2004), *Ozone Reaction Kinetics for Water and Wastewater Systems*.
- Brink, D.R; Langlais, B; Rechow, D.A, (1991), Ozone in Water Treatment; Application and Engineering”, Michigan, Lewis Publishers, Inc.
- Campo, 2009, Carrageenans: Biological Properties, Chemical Modifications, and Structural Analysis, In: *Carbohydrate Polymers*, s.l.:s.n., pp. 167-180.
- Degaleesan S, Dudukovic M, Pan Y., Experimental study of gas induced liquid-flow structures in bubble columns, *AIChE J* 2001;47:1913–31.
- Gao, M., Hirata, M., Takanashi, H., & Hano, T., (2005), Ozone mass transfer in a new gas – liquid contactor – Karman contactor, 42, 145–149.
- Gottschalk, C., Libra, J. A., & Saupe, A., (2010), *Ozonation of Water and Waste Water: A Practical Guide to Understanding Ozone and its Applications, 2nd Edition* (2nd ed), WILEY-VCH.
- Grima, (2009), Kinetic and Mass Transfer Studies of Ozone Degradation Of Organics In Liquid/Gas-Ozone And Liquid/Solid-Ozone Systems
- Güzel-Seydim, Z.B., Greene, A.K. and Seydim, A.C., (2004), Use of ozone in the food industry, *Lebensm.-Wiss. Technol.-Food Sci. Technol.*, 37(4): 453–460.
- Kantarci, N., Borak, F., & Ülgen, K. O., (2005), Bubble column reactors, *Process Biochemistry*, 40 (7), 2263–2283.
- Khadre, M. a, Yousef, a E., & Kim, J. G., (2001), Microbiological aspects of ozone applications in food: A review, *Journal of Food Science*, 66(9), 12

Kumar, P., Hegde, K., Brar, S, K., Cledon, M., Kermanshahi, A., (2018), Physico-chemical treatment for the degradation of cyanotoxins with emphasis on drinking water treatment- How far have we come?. *Journal of Environmental Chemical Engineering* <https://doi.org/10.1016/j.jece.2018.08.032>

Langlais, B.; Reckhow, D. A.; Brink, D. R., Ozone in water treatment: application and engineering; Lewis publishers inc., 1991.

Lodge, J. P., (1983), Handbook of ozone technology and applications, *Atmospheric Environment* (1967), [http://doi.org/10.1016/0004-6981\(83\)90273-1](http://doi.org/10.1016/0004-6981(83)90273-1)

Lovato, M. E., Martín, C. a., & Cassano, A. E., (2009), A reaction kinetic model for ozone decomposition in aqueous media valid for neutral and acidic pH, *Chemical Engineering Journal*, 146(3), 486–497.,

<http://doi.org/10.1016/j.jece.2008.11.001>

Prasetyaningrum, A., Jos, B., Ratnawati, R., (2017), effect of ozonation process on physicochemical and rheological properties of  $\kappa$ -carrageenan. *Chemistry & Chemical Engineering, Biotechnology, Food Industry*, 2017, 18 (1), pp. 009 – 018

Valentin Flores-Payan, Enrique J. Herrera-Lopez, Javier Navarro-Laboulais, Alberto Lopez-Lopez. (2015). Parametric sensitivity analysis and ozone mass transfer modeling in a gas–liquid reactor for advanced water treatment. *Journal of Industrial and Engineering Chemistry*. 21. 1270–1276

Wang, Y., Hollingsworth, R. I., & Kasper, D. L., (1999), Ozonolytic depolymerization of polysaccharides in aqueous solution. *Carbohydrate Research*, 319, 141–147.

# Effect of pH and Gas Flow Rate on Ozone Mass Transfer of Carrageenan Solution in Bubble Column Reactor

## ORIGINALITY REPORT

9%

SIMILARITY INDEX

2%

INTERNET SOURCES

6%

PUBLICATIONS

4%

STUDENT PAPERS

## PRIMARY SOURCES

- 1** Submitted to Federal University of Technology <1%  
Student Paper
- 2** H. G. Schlossberger. "SYNTHESIS AND CHEMICAL PROPERTIES OF SOME INDOLE DERIVATIVES", Annals of the New York Academy of Sciences, 6/1978 <1%  
Publication
- 3** Submitted to Oregon State University <1%  
Student Paper
- 4** Jiuhui Qu, Haiyan Li, Huijuan Liu, Hong He. "Ozonation ofalachlor catalyzed by Cu/Al<sub>2</sub>O<sub>3</sub> in water", Catalysis Today, 2004 <1%  
Publication
- 5** H. Hadiyanto, Sri Puji Lestari, A. Abdullah, W. Widayat, Heri Sutanto. "The development of fly ash-supported CaO derived from mollusk shell of Anadara granosa and Paphia undulata as heterogeneous CaO catalyst in biodiesel synthesis", International Journal of Energy and



6

Tobias Schnabel, Simon Mehling, Jörg Londong, Christian Springer. "Hydrogen peroxide-assisted photocatalytic water treatment for the removal of anthropogenic trace substances from the effluent of wastewater treatment plants", *Water Science and Technology*, 2020

Publication

<1%

---

7

Fathinia, Mehrangiz, Alireza Khataee, Abdolhosein Naseri, and Soheil Aber. "Monitoring simultaneous photocatalytic-ozonation of mixture of pharmaceuticals in the presence of immobilized TiO<sub>2</sub> nanoparticles using MCR-ALS: Identification of intermediates and multi-response optimization approach", *Spectrochimica Acta Part A Molecular and Biomolecular Spectroscopy*, 2015.

Publication

<1%

---

8

Submitted to Chulalongkorn University

Student Paper

<1%

---

9

Xiaolei Li, Chunying Zhu, Sumin Lu, Youguang Ma. "Mass transfer of SO<sub>2</sub> absorption with an instantaneous chemical reaction in a bubble column", *Brazilian Journal of Chemical Engineering*, 2013

Publication

<1%

---

10 Kerwin Rakness, Gilbert Gordon, Bruno Langlais, Willy Masschelein et al. "Guideline for Measurement of Ozone Concentration in the Process Gas From an Ozone Generator", Ozone: Science & Engineering, 1996  
Publication <1%

---

11 Submitted to CSU, San Jose State University  
Student Paper <1%

---

12 [repositorio.unb.br](http://repositorio.unb.br)  
Internet Source <1%

---

13 [www.iasj.net](http://www.iasj.net)  
Internet Source <1%

---

14 Xiao-Dan Fan, Wen-Li Zhang, Hai-Yan Xiao, Tai-Qiu Qiu, Jian-Guo Jiang. "Effects of ultrasound combined with ozone on the degradation of organophosphorus pesticide residues on lettuce", RSC Advances, 2015  
Publication <1%

---

15 Gervasini, A.. "Catalytic technology assisted with ionization/ozonization phase for the abatement of volatile organic compounds", Catalysis Today, 20000710  
Publication <1%

---

16 [ueaeprints.uea.ac.uk](http://ueaeprints.uea.ac.uk)  
Internet Source <1%

---

17

A Safarzadeh-Amiri. "O<sub>3</sub>/H<sub>2</sub>O<sub>2</sub> treatment of methyl-tert-butyl ether (MTBE) in contaminated waters", *Water Research*, 2001

Publication

---

&lt;1%

18

Bénédicte Terrier. "Two new disposable bioreactors for plant cell culture: The wave and undertow bioreactor and the slug bubble bioreactor", *Biotechnology and Bioengineering*, 04/01/2007

Publication

---

&lt;1%

19

"Influence of cadmium on lactic acid fermentation by *Rhizopus Oryzae*", *Advances in Energy Equipment Science and Engineering*, 2015.

Publication

---

&lt;1%

20

Rip G. Rice, J. Fred Wilkes. "Fundamental Aspects of Ozone Chemistry in Recirculating Cooling Water Systems — Data Evaluation Needs", *Ozone: Science & Engineering*, 1992

Publication

---

&lt;1%

21

Esrafil Asgari, Amir Sheikhmohammadi, Heshmatollah Nourmoradi, Shahram Nazari, Mohammad Aghanaghad. "Degradation of ciprofloxacin by photocatalytic ozonation process under irradiation with UVA: Comparative study, performance and mechanism", *Process Safety and Environmental*

&lt;1%

## Protection, 2021

Publication

22

R.G. Haverkamp, B.B. Miller, K.W. Free. "Ozone Production in a High Frequency Dielectric Barrier Discharge Generator", Ozone: Science & Engineering, 2002

Publication

<1%

23

[dspace.lib.cranfield.ac.uk](https://dspace.lib.cranfield.ac.uk)

Internet Source

<1%

24

Submitted to Cranfield University

Student Paper

<1%

25

Kreetachat, T.. "Effects of ozonation process on lignin-derived compounds in pulp and paper mill effluents", Journal of Hazardous Materials, 20070402

Publication

<1%

26

Submitted to McGill University

Student Paper

<1%

Exclude quotes Off

Exclude matches Off

Exclude bibliography On

# Effect of pH and Gas Flow Rate on Ozone Mass Transfer of Carrageenan Solution in Bubble Column Reactor

---

## GRADEMARK REPORT

---

FINAL GRADE

**/0**

GENERAL COMMENTS

**Instructor**

---

PAGE 1

---

PAGE 2

---

PAGE 3

---

PAGE 4

---

PAGE 5

---

PAGE 6

---