

# Design of Sustainable Construction Through Value Engineering of an Automated People Mover System Project

*by* Hartono

---

**Submission date:** 08-Feb-2021 09:12PM (UTC+0700)

**Submission ID:** 1504491113

**File name:** Hartono.pdf (454.22K)

**Word count:** 2371

**Character count:** 12119

**PAPER · OPEN ACCESS**

## Design of Sustainable Construction Through Value Engineering of an Automated People Mover System Project

To cite this article: S Fauziyah *et al* 2020 *IOP Conf. Ser.: Earth Environ. Sci.* **448** 012060

View the [article online](#) for updates and enhancements.

# Design of Sustainable Construction Through Value Engineering of an Automated People Mover System Project

S Fauziyah<sup>1</sup>, M N Sholeh<sup>1</sup>, Hartono<sup>1</sup> and F Nurjihad<sup>1</sup>

<sup>1</sup> Diponegoro University, Semarang, Indonesia

shifa.fauziyah@live.undip.ac.id

**Abstract.** Sustainability infrastructure has become a crucial issue among decision-makers, developers, contractors, and consultants around the world. Value Engineering (VE) program is a method for improving project sustainability. This method present whether a decision increased or worsens the project's performance. The purpose of this study to create and evaluate alternative ideas for expanding the project value. This study proposes VE analysis at the design level to achieve optimal project costs and duration. The case study is carried out on the Automated People Mover System (APMS) project. APMS project, at Soekarno Hatta International Airport, is the first Sky train in Indonesia. The length of the APMS track is 3.05 kilometres. APMS tracks are using for a simple pan bridge structure. On the APMS project, the initial design of the girder used the PC-U type with rarely-used dimensions. By using the VE program, stakeholders decided to replace PC-U type with the PC-V type, which has standard dimensions in PT. WIKA BETON as a supplier. The use of a PC-V type girder gains the benefit of efficiency in terms of time and cost. The percentage of production and erection time of the PC-V girder is 97% faster. Besides, the percentage of cost-saving is 9% of the total project cost.

## 1. Introduction

As sustainability is an essential requirement for all industrial processes, including the construction industry. The construction project is an activity that is completed in a limited time using specific resources to obtain the best results. Resources are a determining factor in the success of a construction project. The influential resources in construction projects consist of man, materials, machines, money, and methods. VE and sustainability could be the best way of lean construction principles and saving life cycle cost [1]. Value Engineering (VE) is a management technique that uses a creative, innovative, and systematic approach to find a balance between cost, reliability, and performance (value) of a product or service [2]. In other words, VE aims to create something optimal for the amount of money that will be spent [3]. This VE study was conducted at the Automated People Mover System (APMS).

APMS project. APMS is a new mode of transportation at Soekarno-Hatta Airport. APMS will be integrated directly with the Commuter Line Station from Manggarai Station to Soekarno-Hatta Airport. Also, APMS will connect terminals 1, 2, and 3 of Soekarno-Hatta Airport. The construction of



Content from this work may be used under the terms of the [Creative Commons Attribution 3.0 licence](https://creativecommons.org/licenses/by/3.0/). Any further distribution of this work must maintain attribution to the author(s) and the title of the work, journal citation and DOI.

Published under licence by IOP Publishing Ltd

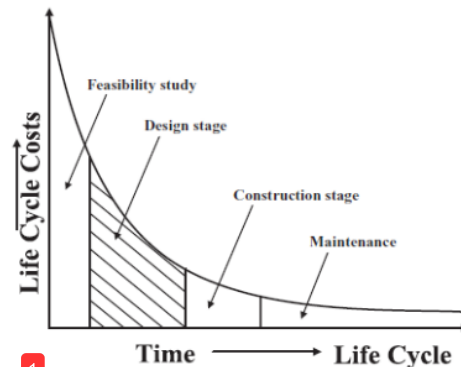
this project uses the Girder structure as the main beam that can accommodate a load of  $\pm 300$  tons. The girder structure has a length of  $\pm 30$  m between the pier columns.

However, in the initial design to Detail Engineering Design, girder material was changed from PC-U girder to PC-V Girder. Because of this, to find out the efficiency of changing the type of girders, a VE study is needed. In this study, the application of VE aims to enable the contractor to project cost savings using other alternatives without reducing quality so that effectiveness and time efficiency are achieved [4]. VE analysis is applied to the conceptual or design stage [5]. So that no stakeholder is harmed, but VE benefits both stakeholders between the contractor and the owner.

## 2. Literature review

Value Engineering is a multidisciplinary-based structured decision-making process [6]. VE analysis to achieve the best value of a project by defining the functions needed to make the best value at the optimum cost, with the required quality and performance [5].

VE is a method for cost savings by using a systematic approach to get the best balance between functions, and the performance of a project [2]. The purpose of VE is to separate what is needed and not. Alternatives are developed to get rid of unnecessary with the lowest cost but the same or even better performance [7]. The savings obtained from the application of VE include cost savings and time savings.



**Figure 1.** Impact of the VE practice on costs

From the picture above, it can be described that each project's life cycle results in different cost savings [2]. VE method can be used in every phase of the project. The VE technique is more effective when used in the conceptual and design aspects. VE techniques can increase opportunities for better cost reduction [3]. In this case, the VE technique evaluates various alternative ideas in the design stage to establish cost savings.

## 3. Research methodology

Value engineering methodology is a systematically arranged phase known as a value engineering job plan [1]. The value of the project is obtained from the comparison between performance and cost [8]. So the VE technique must be applied in teamwork. According to [7], the phase of implementing the VE technique to get an efficient design consist of 4 (four) phases:

### 3.1 Information phase

The information phase aims to collect various project data. In this phase, the VE team must understand the project objectives, technical specifications, and original design consultants [9]. In this research, the work of the girder structure is using a Value Engineering study.

### 3.2 Creative phase

The purpose of the creative phase is to determine alternatives that will be used in VE analysis of the girder structure. These alternatives can be assessed from various aspects such as material, construction dimensions, time work, and construction method. Creative ideas using a brainstorming technique are created in the VE team discussion [10]. VE members are not permitted to underestimate other alternative approaches [9].

### 3.3 Analysis phase

The analysis phase is the stage where the VE team evaluates and selects alternatives to find the best alternative design to replace the original design for the selected work item and calculate cost and time savings. VE team identifies the benefits of each alternative [10].

### 3.4 Evaluation and recommendation phase

The evaluation and recommendation phase is the phase of collecting all the results starting from the information phase, the creative phase and the analysis phase, which will be summarized so that the value of the initial costs and the costs of the selected alternatives can be known. So that it will be remembered the work items that can be replaced and how much cost savings obtained after VE implementation. All team project must accept with VE analysis results [7].

## 4. Result and discussion

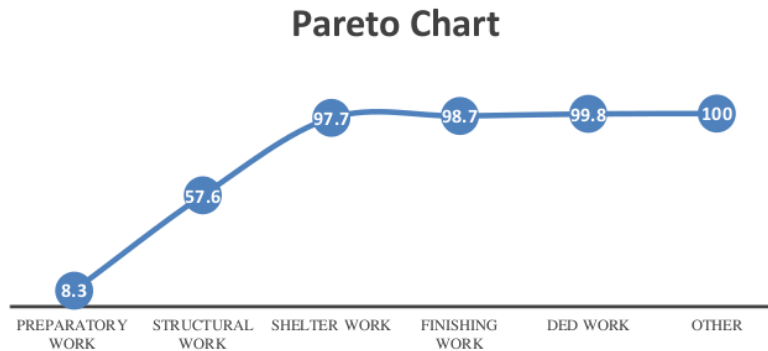
### 4.1 Information phase

Primary data consisting of project description, budget plans, and structural design is obtained from PT. Wijaya Karya as a contractor. Secondary data were collected through structured interviews with five contractor engineers.

**Table 1.** Project cost recapitulation

No	Scope of Work	Cost Percentage (%)	Cumulative Percentage (%)
1	Preparatory Work	8,3	8,3
2	Structural Work	49,3	57,6
3	Shelter Work	40,1	97,7
4	Finishing Work	1,0	98,7
5	DED Work	1,1	99,8
6	Other	0,2	100

Table 1 above shows the APMS project cost recapitulation. From this table, it can be seen that structural works require the highest costs, with a percentage of 49,3 %. Then, a Pareto chart is made to illustrate the relationship between the scope of work and the percentage of cumulative costs

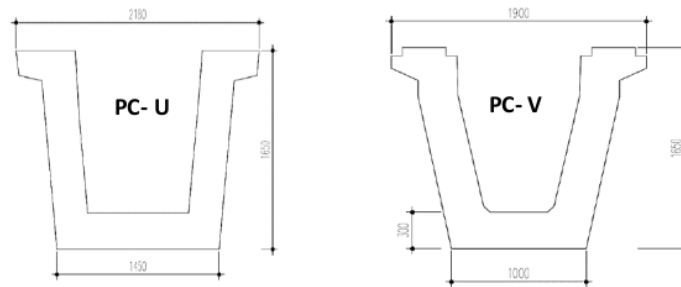


**Figure 2.** Pareto chart of overall project costs

Figure 2 above shows the structural work can be further analyzed because, in the Pareto chart, the percentage is 49,3 % of the total project cost.

*4.2 Creative phase*

From the Pareto analysis, VE is focusing on the girder structure. In the initial design of the girder used the PC-U type with rarely-used dimensions. Then, the alternative that will be developing is to replace the type of PC-U girders with PC-V girders. This alternative is because the use of PC-V girders can provide cost savings for companies and accelerate the overall duration of the project.



**Figure 3.** Girder type

*4.3 Analysis phase*

In the analysis phase, PC-U girder and PC-V girder will be compared with 3 parameters, including concrete volume, cost, and duration.

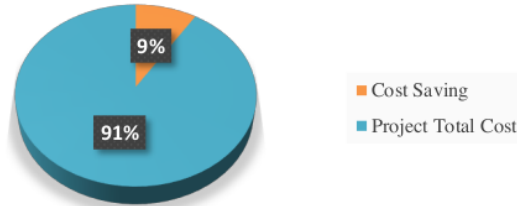
**Table 2.** Concrete volume comparison between PC-U girder and PC-V girder

	<b>PC-U Girder</b>	<b>PC-V Girder</b>
Area (m <sup>2</sup> )	2,349	2,11
Length (m)	30	30
Volume (m <sup>3</sup> )	70,47	63,3

Table 2 presents that using a PC-V girder requires a volume of concrete that is more efficient than PC-U girders. The concrete volume will affect the purchase price of the girders. The table below informs the cost comparison between PC-U girder and PC-V girder.

**Table 3.** Cost comparison using PC-U girder and PC-V girder

	<b>PC-U Girder (Rp)</b>	<b>PC-V Girder (Rp)</b>
Total Cost/Span	685,492,908.00	625,911,552.00,-

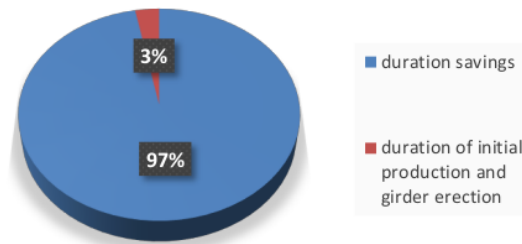


**Figure 4.** Percentage of cost savings using PC-V girder

Most influence factor of the cause of the material cost is the production process [10]. PC-U girder requires a higher cost because the supplier must make a new mold because the dimensions of the initial design are not available in the supplier. From figure 2 above, drawn PC-V girder provides an efficiency of 9% of the total project cost.

**Table 4.** Comparison of production time using PC-U girder and PC-V girder

No	Description	Type	Week 1	Week 2	Week 3	Week 4	Week 5
1	Mold Design	PC-U Girder	[Bar spanning Weeks 1-5]				
		PC-V Girder	[Bar spanning Weeks 1-5]				
2	Mold Procurement	PC-U Girder	[Bar spanning Weeks 1-5]				
		PC-V Girder	[Bar spanning Weeks 1-5]				
3	Mold Production	PC-U Girder	[Bar spanning Weeks 1-5]				
		PC-V Girder	[Bar spanning Weeks 1-5]				
4	PO Mold	PC-U Girder	[Bar spanning Weeks 1-5]				
		PC-V Girder	[Bar spanning Weeks 1-5]				
5	Girder Production	PC-U Girder	[Bar spanning Weeks 1-5]				
		PC-V Girder	[Bar spanning Weeks 1-5]				
Total production time			<div style="text-align: center;"> <span style="font-size: 2em;">←</span> <span style="font-size: 2em;">→</span> </div> <p><b>TOTAL DURATION 31</b></p>				
Information			<div style="display: flex; align-items: center;"> <div style="width: 20px; height: 10px; background-color: red; margin-right: 5px;"></div> <span>Molds are available</span> </div> <div style="display: flex; align-items: center;"> <div style="width: 20px; height: 10px; background-color: blue; margin-right: 5px;"></div> <span>Girder Mold Production</span> </div> <div style="display: flex; align-items: center;"> <div style="width: 20px; height: 10px; background-color: green; margin-right: 5px;"></div> <span>Girder Production</span> </div>				



**Figure 5.** Percentage of time savings production and erection girder

PC-U girders require a longer production time because the dimensions of the girders are not available at the supplier, so the supplier should make a new girder mold. From figure 3 shows the duration saving by using a PC-V girder with a percentage of 97%. Besides, from the results of the girder strength analysis, the stability of the PC-V girder is also safe against torque.

#### 4.4 Evaluation and recommendation phase

At this stage, it is recommended that the structure of the girder, which was early used as a PC-U girder, be replaced by a PC-V type girder as an alternative. Because of cost-saving, duration saving, and also the structural strength that fulfills the strength requirement.

### 5. Conclusion and Suggestion

VE analysis is used to determine alternative types of girders as a substitute for the early design of girders that is more efficient in terms of cost and time of the APMS project. VE analysis of PC-V girder resulted in cost-saving as much as 9 % of the total project cost. PC-V Girder resulted in duration saving as much as 97% of the total duration of production and erection girder. VE is a multidisciplinary and complex method that requires VE experts to get more alternatives. Besides, VE can not only be carried out on high-cost structural works but can also be performed on other tasks such as on architectural, mechanical, and electrical to calculate labour efficiency or project duration.

### 6. Reference

- [1] Al-Yousefi A S 2010 Value Engineering Application Benefits in Sustainable Construction 1-Introduction pp 1–13
- [2] Ara S and Fahd K 2000 Computerized System for Application **14** 206–214
- [3] Betawi Susantono Miraj 2014 Enhancing Value for Money of Mega Infrastructure Projects Development Using Value Engineering Method **16** pp 1037–1046
- [4] Firmawan 2012 Improving Project Performance and Waste Reduction in Construction Projects: A Case Study of a Government Institutional Building Project pp 182–192
- [5] Miraj P Abdurachman Y Tobing E and Ivan A 2015 Developing Conceptual Design of High-speed Railways Using Value Engineering Method: Creating Optimum Project Benefits pp 670–679
- [6] Moon S Asce M Choi E Asce S M Hong S and Asce A M 2016 Creation of Robust Design Alternatives for Temporary Construction in Value Engineering **142** (3) 1–11
- [7] Shahhosseini V Afshar M R and Amiri O 2017 Value Engineering Practices in Infrastructure Projects : A Case Study of Ilam Gas Refinery ' S Water Transmission System At Reno Mountain, Iran *Int J Constr. Manag.* **0** 1–13
- [8] Sharma A and Srivastava H 2011 A Case Study Analysis Through the Implementation of Value **3** (3) 2204–2213
- [9] Wao J O. 2016. *Refocusing Value Engineering for Sustainable Construction*



- [10] Yan Q Y Shen H J and Kong H 2015 Asia Pacific Journal of Tourism Research Assessing Hotel Cost Control Through Value Engineering : A Case Study on the Budget Hotels in A Middle-Sized City in China

# Design of Sustainable Construction Through Value Engineering of an Automated People Mover System Project

---

## ORIGINALITY REPORT

---

4%

SIMILARITY INDEX

4%

INTERNET SOURCES

2%

PUBLICATIONS

0%

STUDENT PAPERS

---

## PRIMARY SOURCES

---

1

[www.tandfonline.com](http://www.tandfonline.com)

Internet Source

2%

2

[www.ijtimes.com](http://www.ijtimes.com)

Internet Source

1%

3

[www.dixonsco.com](http://www.dixonsco.com)

Internet Source

1%

4

[www.ijtech.eng.ui.ac.id](http://www.ijtech.eng.ui.ac.id)

Internet Source

<1%

5

[www.angkasapura2.co.id](http://www.angkasapura2.co.id)

Internet Source

<1%

6

Vahid Shahhosseini, Mohammad Reza Afshar, Omid Amiri. "Value engineering practices in infrastructure projects: a case study of Ilam Gas Refinery's water transmission system at Reno Mountain, Iran", International Journal of Construction Management, 2017

Publication

<1%

---

---

Exclude quotes      On

Exclude matches      Off

Exclude bibliography      On