

# Synthesis of Titanium Dioxide (TiO<sub>2</sub>) Fine particle by Flame Spray Pyrolysis (FSP) Method using Liquid Petroleum Gas (LPG) as Fuel

*by* Gunawan Vincensius

---

**Submission date:** 03-Jul-2020 03:32PM (UTC+0700)

**Submission ID:** 1352953240

**File name:** Pyrolysis\_FSP\_Method\_using\_Liquid\_Petroleum\_Gas\_LPG\_as\_Fuel.pdf (506.66K)

**Word count:** 2366

**Character count:** 12553

## Synthesis of Titanium Dioxide (TiO<sub>2</sub>) Fine Particle by Flame Spray Pyrolysis (FSP) Method using Liquid Petroleum Gas (LPG) as Fuel

Hendri Widiyandari<sup>1\*</sup>, Vincensius Gunawan<sup>2</sup>, Susilo Adi Widyanto<sup>3</sup> and Agus Purwanto<sup>4</sup>

<sup>1</sup>Department of Physics, Faculty of Mathematics and Natural Sciences, Sebelas Maret University  
Jl. Ir. Sutami 3A Kentingan, Surakarta

<sup>2</sup>Department of Physics, Faculty of Science and Mathematics, Diponegoro University  
Jl. Prof. Soedarto, SH, Tembalang, Semarang

<sup>3</sup>Department of Mechanical Engineering, Faculty of Engineering, Diponegoro University  
Jl. Prof. Soedarto, SH, Tembalang, Semarang

<sup>4</sup>Department of Chemical Engineering, Faculty of Engineering, Sebelas Maret University  
Jl. Ir. Sutami 3A Kentingan, Surakarta

\*Corresponding author: [hendriwidiyandari@staff.uns.ac.id](mailto:hendriwidiyandari@staff.uns.ac.id)

(Received: February 18, 2017; Accepted: December 20, 2017)

### Abstract

*This study aims to obtain titanium dioxide (TiO<sub>2</sub>) fine particle with a narrow size distribution by one step production via flame spray pyrolysis (FSP) using LPG (liquid petroleum gas) as a fuel source. The TiO<sub>2</sub> particles were synthesized from the aqueous based precursor from dissolving of titanium (IV) isopropoxide to the acidic distilled water solvent. The effect of precursor concentration on the crystalline structure, morphology and size distribution of the TiO<sub>2</sub> particles were systematically investigated. There were observed that the TiO<sub>2</sub> has a uniform spherical shape with particle size around 200-500 nm. Increasing the precursor concentration resulted in the size distribution shifted toward the bigger size. The crystalline structure of TiO<sub>2</sub> product showed the mixed phase of anatase and rutile and had a large specific surface area ~850,343 m<sup>2</sup>/g.*

**Keywords:** flame spray pyrolysis; monodisperse; spherical shape; titania; uniform size

**How to Cite This Article:** Widiyandari, H., Gunawan, V., Widyanto, S.A., and Purwanto, A., (2017), Synthesis of Titanium Dioxide (TiO<sub>2</sub>) Fine Particle by Flame Spray Pyrolysis (FSP) Method using Liquid Petroleum Gas (LPG) as Fuel, Reaktor, 17(4), 226-229, <http://dx.doi.org/10.14710/reaktor.17.4.226-229>

### INTRODUCTION

Titanium dioxide (TiO<sub>2</sub>) is an N-type oxide semiconductor material having an energy band gap of 3.2 eV. TiO<sub>2</sub> particles have been widely used as primary materials in energy converting devices such as solar cells (Jeong *et al.*, 2016) and catalysts on hydrogen production (Pan *et al.*, 2016). In addition, the particles are highly environmentally friendly

photocatalyst materials that can be applied in the process of degradation of organic pollutants (Bettini *et al.*, 2015), self-cleaning process (Kim *et al.*, 2016), anti-bacterial and anti-odour (Fagan *et al.*, 2016). Research and utilization of TiO<sub>2</sub> particle get a lot of attention because of its very diverse applications. TiO<sub>2</sub> also has quite interesting properties including non-toxic, stable, abundant and relatively economical. (Kim

*et al.*, 2004). Production of the TiO<sub>2</sub> particle is not only focused on the preparation of small size particles, but also consider several criteria such as to obtain identical or uniform sizes, identical shapes, chemical composition and identical crystal structure as well as monodisperse or non-agglomerated particles (Cao, 2004). Characteristics of the TiO<sub>2</sub> particles strongly affect properties of materials such as electrical, mechanical, optical, thermal and chemical properties of materials such as catalytic reaction rate.

Several methods for producing TiO<sub>2</sub> particulate powders have been reported, comprising sol-gel method, synthesis in the gas phase by means of electric furnace and using flame (Chang *et al.*, 2008). However, the production of TiO<sub>2</sub> particle with good crystalline using sol-gel method, required some advanced stages such as separation and sintering (Cushing *et al.*, 2004). The flame-assisted method is a good option due to several advantages such as high production rate, relatively cheap, and its continuous production process. In addition, this process was able to produce particulate powder in one stage and it was possible for scaling up (Strobel *et al.*, 2006). Material synthesis by flame auxiliaries is widely implemented to produce small powder particles of high purity and single-phase particles. However, utilization of a vapor-fed flame reactor is very difficult to obtain multicomponent material. Flame spray pyrolysis (FSP) is a method of particle synthesis by converting liquid droplet into solid (liquid droplet to solid conversion) (Chang *et al.*, 2008). The FSP reactor system consists of three main parts including droplet generator, reaction chamber, and particle collector. During this time, methane gas is the most commonly used as flame fuel source in the production of particle powder (Purwanto *et al.*, 2008; Bettini *et al.*, 2015). As we know, methane is highly flammable and dangerous gas that requires special handling as well as costly gas.

This study aims to produce TiO<sub>2</sub> powder particles in one step production by using FSP method with LPG (liquid petroleum gas) as a fuel source. LPG is a gas that is very widely used in daily life at affordable price.

## MATERIALS AND METHODS

### Materials

The materials used to produce TiO<sub>2</sub> powder particle were titanium (IV) isopropoxide (TTIP, Aldrich Chemicals, USA, purity of 97%) and nitric acid (HNO<sub>3</sub>, Merck, Germany). All materials are used directly from the manufacturer without purification.

### Preparation of TiO<sub>2</sub> particle

A precursor solution was prepared by slowly adding of TTIP to the solution containing 120 mL of distilled H<sub>2</sub>O and 1.2 mL of Nitric acid under vigorously stirring. After being continuously stirred for 2 h at 30°C, the formed homogenous solution was obtained. The as-prepared solution requires 3 days for ageing process. Figure 1 shows a schematic diagram of

FSP reactor for the synthesis of a TiO<sub>2</sub> powder particle. The precursor solution is converted to droplet using the ultrasonic nebulizer as droplet generator. The resulted droplet is then fed to the chamber reactor for evaporation process, decomposition and solidification reactions. Those reactions took place by flame assistance. The resulting particulate powder were collected on the bag filter that connected to the rotary pump as a particle collector. The chemical reactions of TiO<sub>2</sub> synthesis using TTIP are defined as the following:

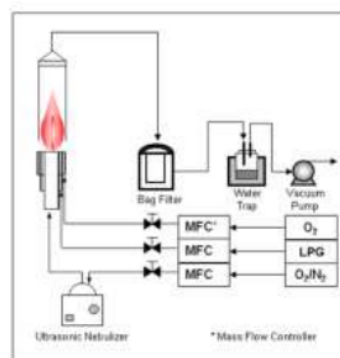
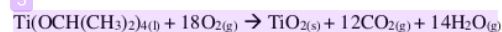


Figure 1. Schematic diagram of FSP reactor

### Characterization

The powder particle was then characterized by using X-ray diffractometer (XRD, Shimadzu XRD-700, Japan) with CuK $\alpha$  radiation source at the wavelength,  $\lambda = 0.15406$  nm to determine the crystalline properties of the material. Scanning electron microscope (SEM, JEOL JSM-6360 LA, Japan) with electron energy at 15 ke V was applied to determine the morphological properties of the material. Surface area and pore size were determined based on Nitrogen adsorption-desorption testing using Brunauer Emmett Teller (BET, NOVA e-series, Quantachrome Instruments, USA) method.

## RESULTS AND DISCUSSION

Figure 2 shows the X-ray diffraction pattern (XRD) of TiO<sub>2</sub> particle powder prepared by the LPG-fueled FSP method. The obtained TiO<sub>2</sub> has a crystalline phase which is a mixture of the anatase phase and the rutile phase. The x-ray diffraction pattern data corresponds to JCPDS No. 21-1272 indicating anatase phase and JCPDS No. 88-1175 indicating the rutile phase. Increasing the precursor concentration from 0.02 to 0.07 M does not imply the change of TiO<sub>2</sub> crystals phase. This is possible because the small precursor concentration changes. The synthesis of the TiO<sub>2</sub> powder particles using the FSP method required a completely homogeneous precursor solution. Preparation of homogeneous TTIPs precursor solution can occur at low concentrations whereas at high concentrations is quite difficult to obtain. The XRD data is then processed to determine the value of the size

of the crystal ( $\tau$ ) using the scherrer equation (1) and the results are summarized as shown in Table 1 and Table 2.

$$\tau = \frac{K\lambda}{B \cos \theta} \tag{1}$$

K is a form factor, with a value of 0.94, B is FWHM (full width at half maximum) and  $\theta$  is the diffraction angle. The calculation of crystal size in the diffracted plane (101) shows that the concentration increases from 0.02 to 0.07 M, gives a tendency of increasing the size of the crystals in the anatase phase. In contrast, the results of crystal size calculations on the diffracted plane (111) show that at a concentration of 0.05 M, TiO<sub>2</sub> in the rutile phase has the smallest crystalline size. Calculating the size of TiO<sub>2</sub> crystals in this rutile phase gives the same tendency at each peak measured.

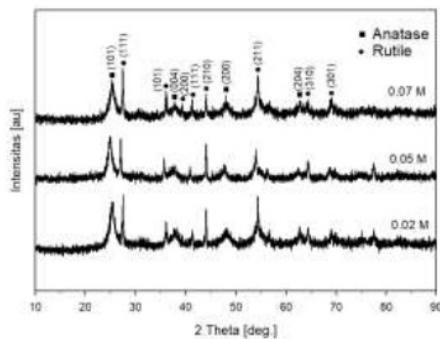


Figure 2. XRD patterns of TiO<sub>2</sub> synthesized by FSP using LPG fuel source at different precursor molarity.

Table 1. The crystal size calculation results in the diffracted plane (101) representing the anatase phase

Molarity (M)	2 $\theta$ (deg)	$\theta$ (deg)	Cos $\theta$	FWHM (deg)	$\tau$ (rad)	$\tau$ (nm)
0.02	25	12.5	0.9763	0.8900	0.0155	9.1065
0.05	25	12.5	0.9763	0.8934	0.0155	9.0718
0.07	25	12.5	0.9763	0.592	0.0103	13.690

Table 2. The crystal size calculation results in the diffracted plane (111) representing the rutile phase

Molarity (M)	2 $\theta$ (deg)	$\theta$ (deg)	Cos $\theta$	FWHM (deg)	$\tau$ (rad)	$\tau$ (nm)
0.02	27	13.5	0.9724	0.2305	0.0040	35.0214
0.05	27	13.5	0.9724	0.99	0.0087	16.1772
0.07	27	13.5	0.9724	0.233	0.0040	34.6457

Figure 3 shows SEM images of TiO<sub>2</sub> synthesized at different precursor concentrations at 0.02, 0.05 and 0.07 M. It is confirmed that TiO<sub>2</sub> synthesized using the LPG FSP method has uniform shape and size. The produced TiO<sub>2</sub> powder particles are spherical and dense with non-agglomerated particles or

as a primary particle. The size of TiO<sub>2</sub> particles obtained for each synthesis condition is also relatively uniform.




Figure 3. SEM images of TiO<sub>2</sub> synthesized by FSP using LPG fuel source at different precursor molarity, (a,b) 0.02; (c,d) 0.05; and (e,f) 0.07 M.

Figure 4 shows particle size distribution of TiO<sub>2</sub> particle. Increasing precursor concentration tends to increase the TiO<sub>2</sub> particle size of 0.48, 0.68 and 0.84 micrometres at the precursor concentration of 0.02, 0.05 and 0.07 M, respectively.




Figure 4. Particle size distribution of TiO<sub>2</sub> synthesized by FSP using LPG fuel source at different precursor molarity, (a) 0.02; (b) 0.05 and (c) 0.07 M.

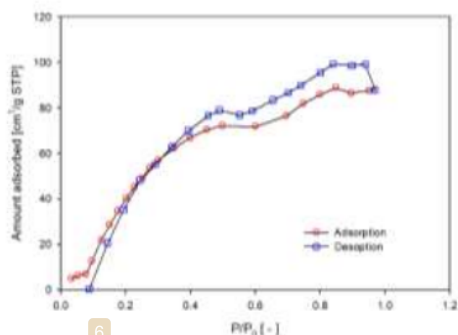


Figure 5.  $N_2$  adsorption-desorption isotherm of  $TiO_2$  (TTIP molarity of 0,05 M)

Figure 5 displays the result of  $N_2$  adsorption-desorption isotherm of  $TiO_2$  which was synthesized from a precursor at a concentration of 0.05 M. By using equation (2), we can calculate the specific surface area ( $S_{BET}$ ) of  $TiO_2$  of 850,343  $m^2/g$ . The specific surface area of  $TiO_2$  obtained from the experimental results was larger than that of the commercial  $TiO_2$  ( $TiO_2$  Degussa P25) of 50  $m^2/g$  (Tian *et al.*, 2008).

$$S_{BET} = \frac{V_m}{22414} \times L \times \sigma \quad (2)$$

$V_m$  is the monolayer volume,  $L$  is the Avogadro number and  $\sigma$  is the cross section area of the adsorbate molecule, which for  $\sigma$  ( $N_2$ ) at the liquid nitrogen temperature is 0.162  $nm^2$ .

## CONCLUSION

The  $TiO_2$  powder particle can be synthesized by using Flame Spray Pyrolysis (FSP) method with LPG (liquid petroleum gas) as the fuel. The obtained  $TiO_2$  particle powder has a crystalline phase with a mixed crystalline phase between the anatase phase and the rutile phase. The obtained powder of  $TiO_2$  particles has a uniform spherical shape, and the particles are not agglomerated or in other words are a primary particle. The particle size of the particles was slightly affected by the precursor concentration, with the mean particle size of 0.48, 0.68 and 0.84 micrometres at precursor concentrations of 0.02, 0.05 and 0.07 M respectively.

## ACKNOWLEDGEMENTS

The work was supported by PNBIP Diponegoro University through research grant International Publication Research (RPI) with Contract No. 1052-34/UN7.5.1 / PG / 2017.

## REFERENCES

Bettini, L.G., Dozzi, M.V., Fogliaa, F.D., Chiarello, G.L., Selli, E., Lenardi, C., Piseri, P., and Milani, P., (2015), Mixed-phase Nanocrystalline  $TiO_2$  Photocatalysts Produced by Flame Spray Pyrolysis, *Applied Catalysis B: Environmental*, 178, pp. 226-232.

Cao, G., (2004), *Nanostructures and Nanomaterials: Synthesis, Properties and Applications*, Imperial

College Press, 57 Shelton Street Covent Garden London, pp 1-14.

Chang, H., Kim, S.J., Jang, H.D., and Choi, J.W., (2008), Synthetic Routes for Titania Nanoparticles in the Flame Spray Pyrolysis, *Colloids and Surfaces A: Physicochemical Engineering Aspects*, 313-314, pp. 282-287.

Cushing, B.L., Kolesnichenko, V.L., and O'Connor, C.J., (2004), Recent Advances in the Liquid-Phase Syntheses of Inorganic Nanoparticles, *Chemical Review*, 104, pp. 3893-3946.

Fagan, R., McCormack, D.E., Dionysiou, D.D., and Pillai, S.C., (2016), A Review of Solar and Visible Light Active  $TiO_2$  Photocatalysis for Treating Bacteria, Cyanotoxins and Contaminants of Emerging Concern, *Materials Science in Semiconductor Processing*, 42, pp. 2-14.

Jeong, J., Bak, W.J., Choi, J.W., Lee, K.J., Kang, J.S., Kim, J., Kim, D.G., Yoo, W.C., and Sung, Y.E., (2016), Application of Three-Dimensionally Ordered Mesoporous  $TiO_2$  Particles as Dual-function Scatterers in Dye-Sensitized Solar Cells, *Electrochimica Acta*, 222, pp. 1079-1085.

Kim, D.H., Hong, H.S., Kim, S.J., Song, J.S., and Lee, K.S., (2004), Photocatalytic Behaviors and Structural Characterization of Nanocrystalline Fe-doped  $TiO_2$  Synthesized by Mechanical Alloying, *Journal of Alloys and Compounds*, 375, pp. 259-264.

Kim, S.M., In, I., and Park, S.Y., (2016), Study of Photo-Induced Hydrophilicity and Self-Cleaning Property of Glass Surfaces Immobilized with  $TiO_2$  Nanoparticles Using Catechol Chemistry, *Surface & Coatings Technology*, 294, pp. 75-82.

Pan, L., Wang, S.B., Xie, J., Wang, L., Zhang, X., and Zou, J.J., (2016), Constructing  $TiO_2$  P-N Homojunction for Photoelectrochemical and Photocatalytic Hydrogen Generation, *Nano Energy*, 28, pp. 296-303.

Purwanto, A., Wang, W.N., Ogi, T., Lenggono, I.W., Tanabe, E., and Okuyama, K., (2008), High Luminance YAG:Ce Nanoparticles Fabricated from Urea Added Aqueous Precursor by Flame Process, *Journal of Alloys and Compounds*, 463, pp. 350-357.

Strobel, R., Baiker, A., and Pratsinis, S.E., (2006), Aerosol Flame Synthesis of Catalysts, *Advance Powder Technology*, 17, pp. 457-480.

Tian, G., Fu, H., Jing, L., Xin, B., and Pan, K., (2008), Preparation and Characterization of Stable Biphasic  $TiO_2$  Photocatalyst with High Crystallinity, Large Surface Area, and Enhanced Photoactivity, *Journal of Physics Chemistry C*, 112, pp. 3083-3089.

# Synthesis of Titanium Dioxide (TiO<sub>2</sub>) Fine particle by Flame Spray Pyrolysis (FSP) Method using Liquid Petroleum Gas (LPG) as Fuel

## ORIGINALITY REPORT

14%

SIMILARITY INDEX

7%

INTERNET SOURCES

7%

PUBLICATIONS

6%

STUDENT PAPERS

## PRIMARY SOURCES

- |   |  |    |
|---|--|----|
| 1 | Submitted to University of Zakho<br>Student Paper  | 2% |
| 2 | <a href="http://worldwidescience.org">worldwidescience.org</a><br>Internet Source  | 2% |
| 3 | <a href="http://vdocuments.site">vdocuments.site</a><br>Internet Source  | 1% |
| 4 | Guohui Tian, Honggang Fu, Liqiang Jing, Baifu Xin, Kai Pan. " Preparation and Characterization of Stable Biphasic TiO <sub>2</sub> Photocatalyst with High Crystallinity, Large Surface Area, and Enhanced Photoactivity ", The Journal of Physical Chemistry C, 2008<br>Publication | 1% |
| 5 | <a href="http://tel.archives-ouvertes.fr">tel.archives-ouvertes.fr</a><br>Internet Source  | 1% |
| 6 | Luqman Atanda, Abhijit Shrotri, Swathi Mukundan, Qing Ma, Muxina Konarova, Jorge   | 1% |

Beltramini. " Direct Production of 5-Hydroxymethylfurfural via Catalytic Conversion of Simple and Complex Sugars over Phosphated TiO ", ChemSusChem, 2015

Publication

---

7	Zhang, J.Y.. "Preparation of amorphous cefuroxime axetil nanoparticles by controlled nanoprecipitation method without surfactants", International Journal of Pharmaceutics, 20061012	1%
Publication		
8	Submitted to Chulalongkorn University	1%
Student Paper		
9	<a href="http://aip.scitation.org">aip.scitation.org</a>	1%
Internet Source		
10	<a href="http://www.freepatentsonline.com">www.freepatentsonline.com</a>	1%
Internet Source		
11	<a href="http://jmrt.com.br">jmrt.com.br</a>	1%
Internet Source		
12	Submitted to Higher Education Commission Pakistan	1%
Student Paper		
13	A. Sanchez-Martinez, O. Ceballos-Sanchez, C. Koop-Santa, Edgar R. López-Mena, E. Orozco-Guareño, M. García-Guaderrama. "N-doped TiO <sub>2</sub> nanoparticles obtained by a facile	<1%

coprecipitation method at low temperature",  
Ceramics International, 2018

Publication

---

14

Jing-Wen Zhang, Si Gong, Nasir Mahmood, Lun Pan, Xiangwen Zhang, Ji-Jun Zou. "Oxygen-doped nanoporous carbon nitride via water-based homogeneous supramolecular assembly for photocatalytic hydrogen evolution", Applied Catalysis B: Environmental, 2018

Publication

---

<1%

15

Submitted to Cranfield University

Student Paper

---

<1%

16

Hankwon Chang, Soon Joong Kim, Hee Dong Jang, Jeong Woo Choi. "Synthetic routes for titania nanoparticles in the flame spray pyrolysis", Colloids and Surfaces A: Physicochemical and Engineering Aspects, 2008

Publication

---

<1%

17

[repositories.lib.utexas.edu](https://repositories.lib.utexas.edu)

Internet Source

---

<1%

18

Mukes Kapilashrami, Yanfeng Zhang, Yi-Sheng Liu, Anders Hagfeldt, Jinghua Guo. " Probing the Optical Property and Electronic Structure of TiO Nanomaterials for Renewable Energy Applications ", Chemical Reviews, 2014

Publication

---

<1%



---

Exclude quotes Off

Exclude matches Off

Exclude bibliography On

# Synthesis of Titanium Dioxide (TiO<sub>2</sub>) Fine particle by Flame Spray Pyrolysis (FSP) Method using Liquid Petroleum Gas (LPG) as Fuel

---

## GRADEMARK REPORT

---

FINAL GRADE

**/0**

GENERAL COMMENTS

**Instructor**

---

PAGE 1

---

PAGE 2

---

PAGE 3

---

PAGE 4

---