

Trivalent Chromium (Cr⁺³) In Dietary Carbohydrate And Its Effect On The Growth Of Commonly Cultivated Fish

by Sri Hastuti

Submission date: 02-May-2021 04:49PM (UTC+0700)

Submission ID: 1575719257

File name: 8214-Article_Text-22659-1-10-20160417.pdf (496.56K)

Word count: 2760

Character count: 15383

TRIVALENT CHROMIUM (Cr^{+3}) IN DIETARY CARBOHYDRATE AND ITS EFFECT ON THE GROWTH OF COMMONLY CULTIVATED FISH

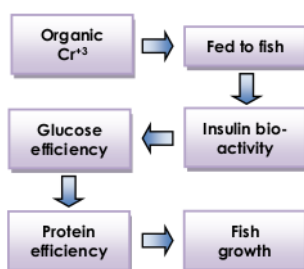
Subandiyono*, Sri Hastuti

Laboratory of Aquaculture, Faculty of Fisheries and Marine Science, Diponegoro University, Jln. Prof. Soedarto, SH Tembalang, Semarang – 50275, Indonesia

Article history
Received
11 November 2014
Received in revised form
29 December 2015
Accepted
27 February 2016

*Corresponding author
s_subandiyono@yahoo.com

Graphical abstract



Abstract

Trivalent chromium (Cr^{+3}) is an essential trace mineral for fish bio-physiological functions. Researches on Cr^{+3} in the form of organic compound indicated that the mineral affected the bio-activity of insulin, the blood glucose influx, and subsequently the blood glucose metabolic rate. By increasing the blood glucose metabolism, dietary carbohydrate will be more efficiently used as a main energy source, thereby, dietary protein could be efficiently retained as for somatic growth. Researches on various feeding habits of fish (e.g. gouramy-herbivorous fish, tilapia-omnivorous fish, and catfish-carnivorous fish) showed that dietary Cr^{+3} in certain amount increased diet utilization and the fish growth.

Keywords: Blood glucose, chromium, feed, fish, growth

© 2016 Penerbit UTM Press. All rights reserved

1.0 INTRODUCTION

Trivalent chromium (Cr^{+3}) has been declared since few decades ago as one of the trace-minerals that was essential for human and animals, including fish [1-13]. Researches on the essential mineral, especially in the form of organic compound, indicated that Cr^{+3} played an important role in the bio-activity of insulin, post prandial-blood glucose pattern, dietary carbohydrate-protein utilization, and thereby, growth of the fish [14-22]. Blood glucose pattern of fish fed on diet containing a certain level of chromium were different to each other, depending on the dietary chromium levels and feeding habits of the fish. Herbivorous fish tended to require a lower level of dietary chromium than carnivorous fish [21, 23-25]. Moreover, similar fish species tended to require higher level of chromium when the fish were reared in higher saline water [25]. The present study was carried out to reemphasize the important roles of dietary organic chromium on the post prandial blood glucose pattern, diet utilization efficiency, and growth of various feeding habits of fish. The fish species discussed in this study were gouramy,

tilapia, and catfish, each for the herbivorous, omnivorous, and carnivorous fish, respectively.

2.0 BLOOD GLUCOSE PATTERN

Post prandial-blood glucose pattern of three feeding habits of fish were depicted below. The pattern is as final results of the blood glucose influx through blood stream and the blood glucose metabolism rate. Three important points of the blood glucose curve included: i) the curve part from the beginning until the peak level of the curve (i.e. indicating that the blood glucose influx was higher than the blood glucose metabolism rate), ii) the peak level of the curve (i.e. indicating that the blood glucose influx already meets equilibrium to the blood glucose metabolism rate), and iii) the decrease part of the curve after the peak level (i.e. indicating that the blood glucose influx was lower than the blood glucose metabolism rate).

2.1 Blood Glucose Pattern of Herbivorous Fish

The blood glucose patterns of herbivorous fish, gouramy, fed on low (30 %) and high (40 %) dietary carbohydrate, without and with organic chromium, were depicted on Figure 1. It indicated that those blood glucose patterns were affected by dietary carbohydrate, consumed by the fish. It also found that the post prandial blood glucose pattern of fish consumed diets containing chromium showed different patterns to those consumed a diet with no chromium (Figure 1). Moreover, its pattern seems quite different to fish consumed diet containing a certain amount of chromium. Blood glucose was metabolized most quickly (i.e. after 3h-post prandial) by herbivorous fish, gouramy, when dietary chromium of 1.5 ppm (or 1.5 mg Cr³⁺·kg⁻¹ of feed) was fed to the fish. On the other hand, blood glucose of the fish fed on diet without Cr³⁺ tended to be metabolized most slowly (i.e. after 11h-post prandial) (Figure 1), [21].

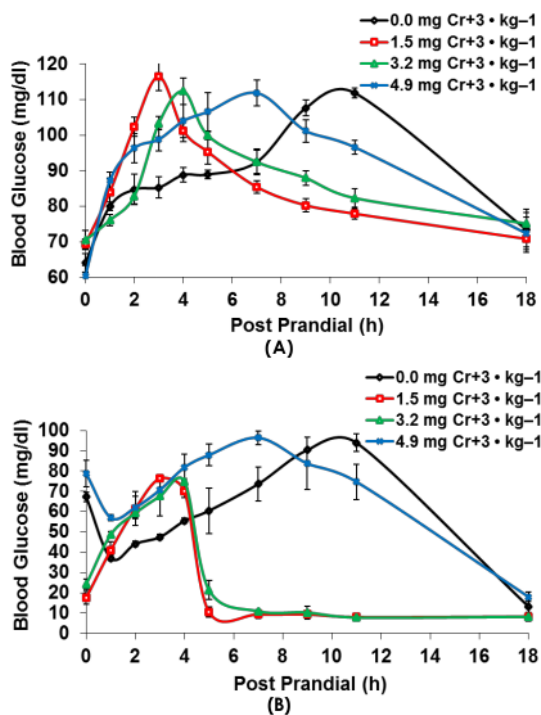


Figure 1 Blood glucose patterns 18 h-post prandial of gouramy (*Osphronemus gouramy*) fed on diets with and without chromium. (A): 30 % of dietary NFE, (B): 40 % of dietary NFE

2.2 Blood Glucose Pattern of Omnivorous Fish

The blood glucose patterns of omnivorous fish, tilapia, fed on diets without and with organic chromium, reared in freshwater and 20 % of saline water, were shown on Figure 2. As shown by gouramy, the blood

glucose patterns of tilapia were also affected by dietary chromium consumed by the fish, both for the fish reared in different water salinity levels. In terms of fish reared in freshwater and fed on a diet containing 6.0 ppm of Cr³⁺, their blood glucose level after 3 h-post prandial decreased faster compared to the others (Figure 2A) [25]. Surprisingly, the blood glucose level of tilapia which was reared in 20 ‰ of saline water fast-decreased at 2 h-post prandial, meaning that was 1 h earlier (Figure 2B), [25]. Those phenomena indicated that dietary chromium in a certain level, and also water salinity, affected the blood glucose metabolism or utilization rate, and therefore, changed its post prandial pattern.

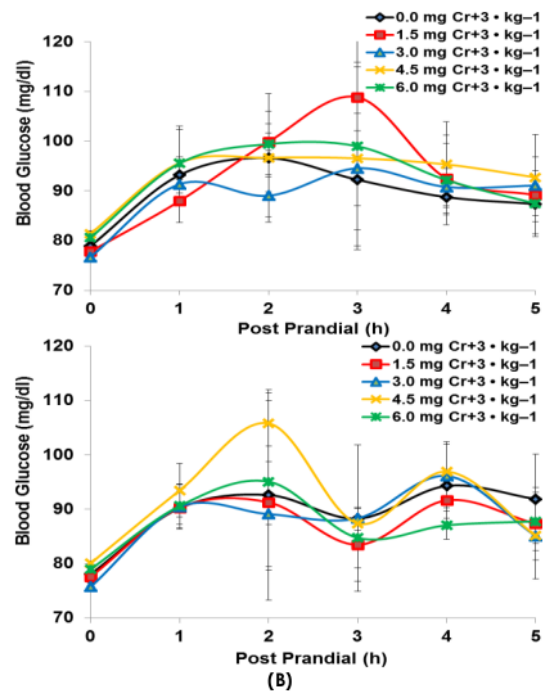


Figure 2 Blood glucose patterns 5 h-postprandial of tilapia (*Oreochromis niloticus*) fed on diets with and without chromium. (A): reared in freshwater; (B): reared in 20 ‰ of saline water

2.3 Blood Glucose Pattern of Carnivorous Fish

Figure 3 showed the blood glucose pattern of carnivorous fish, catfish (*Clarias gariepinus*) fed on diets without and with dietary Cr³⁺ [23]. In terms of the fish fed on a diet containing chromium of 6.0 mg Cr³⁺·kg⁻¹, its blood glucose level after 3 h-post prandial decreased faster compared to the others. As well as shown on Figure 1, the blood glucose level of fish fed on dietary Cr³⁺ fast increased just after feeding. It indicated that dietary carbohydrate was hydrolyzed effectively and then was transported quickly to the blood stream. Conversely, the fish fed on dietary

chromium of $0.0 \text{ mg Cr}^{+3} \cdot \text{kg}^{-1}$ has already acclimated to a high blood glucose level (Figure 3), [23-24]. Therefore on the fasting state (0 h-post prandial), gluconeogenesis might occur; and moreover on the onset of feeding (1 h-post prandial), whenever a lack of glucose supply from diet to the blood stream occurred, the blood glucose level decreased, as well.

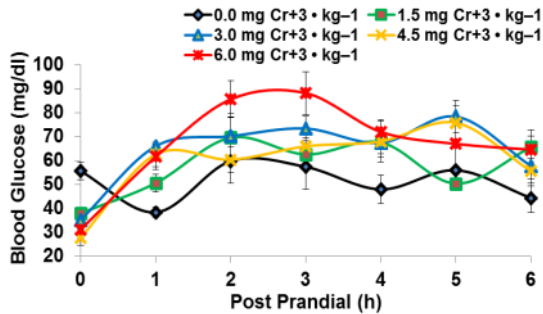


Figure 3 Blood glucose patterns 6 h-postprandial of catfish (*Clarias gariepinus*) fed on diets with and without chromium

3.0 DIET UTILIZATIONS

Diet utilization efficiency of feeds was indicated by the values of several bio-physiological aspects, such as macro nutrient retention, energy retention, feed efficiency, and growth of fish. Most of fish utilized diet more efficiently when chromium was added to the feed. The optimum level of chromium required by fish with different feeding habits and water salinity were slightly different. However in the case of gouramy, the fish fed on diet containing higher level of carbohydrate required similar level of chromium.

3.1 Macro Nutrient and Energy Retention

Macro nutrient and energy retention of diets fed to various feeding habits of fish were depicted on Table 1.

3.2 Feed Efficiency and Fish Growth

The feed efficiency and growth values of fish fed on diets without and with chromium were depicted on Table 2. In general, bio-physiological aspects of various feeding habits of fish were affected after the fish consumed dietary Cr^{+3} (Table 1, 2). Feed efficiency and the growth of fish found increasing after feeding dietary Cr^{+3} (Table 2). However, similar growth was found for catfish.

Table 1 Some bio-physiological aspects of various feeding habits of fish, after feeding without and with dietary chromium

Bio-physiological aspects	Fish species	Without chromium ¹⁾	With chromium ²⁾	Feeding habit	References
<i>Low NFE diet (30 %)</i>	Gouramy			Herbivorous	[21]
Protein retention (%)		32.6 ± 1.0 ^a	35.8 ± 3.5 ^a		
Fat retention (%)		84.9 ± 5.1 ^a	80.9 ± 7.9 ^a		
Energy retention (%)		38.7 ± 1.0 ^a	39.6 ± 2.6 ^a		
<i>High NFE diet (40 %)</i>	Gouramy			Herbivorous	[19]
Protein retention (%)		38.2 ± 0.6 ^a	41.0 ± 2.7 ^a		
Fat retention (%)		121.1 ± 4.9 ^a	128.8 ± 2.2 ^a		
Energy retention (%)		40.9 ± 1.3 ^a	42.5 ± 2.0 ^a		
<i>Freshwater</i>	Tilapia			Omnivorous	[25]
Protein retention (%)		71,26	78,9		
Fat retention (%)		43,20	83,38		
Energy retention (%)		34,10	39,20		
<i>20 ‰ saline water</i>	Tilapia			Omnivorous	[25]
Protein retention (%)		57,40	58,86		
Fat retention (%)		63,78	84,49		
Energy retention (%)		44,90	48,70		
<i>Freshwater</i>	Catfish			Carnivorous	
Protein retention (%)		54,46±0,99 ^a	57,35±0,11 ^b		[26]
Fat retention (%)		98,83±1,79 ^a	75,51±1,76 ^a		
Protein efficiency ratio (%)		312,7±5,79 ^a	325,9±0,9 ^b		[27]

Note : Value ± se

Gouramy (*Osphronemus goramy* Lacepède, 1801), Tilapia (*Oreochromis niloticus* Linnaeus, 1758), Catfish (*Clarias gariepinus* Burchell, 1822).

Table 2 Feed efficiency and growth of various feeding habits of fish, after rearing and feeding without and with dietary chromium

Bio-physiological aspects	Fish species	Without chromium	With chromium	Feeding habit	References
<i>Low NFE diet (30 %)</i>	Gouramy			Herbivorous	[21]
Feed efficiency (%)		67.3 ± 0.9 ^a	73.2 ± 0.2 ^b		
Relative growth (%)		193.9 ± 3.4 ^a	254.9 ± 4.8 ^b		
<i>High NFE diet (40 %)</i>	Gouramy			Herbivorous	[19]
Feed efficiency (%)		75.8 ± 0.2 ^a	78.3 ± 0.6 ^b		
Relative growth (%)		236.5 ± 14.0 ^a	270.9 ± 4.8 ^b		
<i>Freshwater</i>	Tilapia			Omnivorous	[25]
Feed efficiency (%)		53,67 ± 5,13 ^a	82,67 ± 3,06 ^b		
Relative growth (%)		147,67 ± 5,86 ^a	204,67 ± 21,94 ^b		
<i>20 % of saline water</i>	Tilapia			Omnivorous	[25]
Feed efficiency (%)		62,67 ± 8,33 ^a	92,67 ± 8,08 ^b		
Relative growth (%)		132,33 ± 13,05 ^a	200,67 ± 29,50 ^b		
<i>Freshwater</i>	Catfish			Carnivorous	[27]
Feed efficiency (%)		118,33 ± 2,08 ^a	122,67 ± 1,53 ^b		
Relative growth (%)		969,63 ± 34,97 ^a	1046,38 ± 72,01 ^a		

Note : Value ± se

Gouramy (*Osphronemus goramy* Lacepède, 1801), Tilapia (*Oreochromis niloticus* Linnaeus, 1758), Catfish (*Clarias gariepinus* Burchell, 1822)

4.0 CONCLUSION

This finding proved that: i) Organic chromium (Cr⁺³) fed to fish affected blood glucose metabolism, and therefore, the post-prandial blood glucose pattern of the fish changed; ii) Lack of Cr⁺³ prolonged the peak level of blood glucose; iii) Either lack or excess of Cr⁺³ retarded or decreased the fish growth. However, the optimum requirement of Cr⁺³ varied between in a narrow range; and iv) The same species of fish required higher level of dietary Cr⁺³ when the fish was fed on higher dietary NFE level or reared in a higher salinity of waters.

Acknowledgement

Authors would like to thank the following: General Directorate of Higher Education, Department of Education and Culture of Indonesia, which made these researches possible; Head of the Laboratory of Fish Nutrition, Faculty of Fisheries and Marine Science, Bogor Agricultural University and the staffs for their supports and facilities; Head of the Research Institution, Diponegoro University, and Dean of the Fisheries and Marine Science, Diponegoro University, for their supports; and Prof. Dr. Ir. Ing Mokoginta, M.S., Prof. Dr. Ir. Toha Sutardi, M.Sc. and Prof. Dr. Ir. Enang Haris, M.S. for their incredible suggestions. Contribution from reviewers of the journal for their valuable editing and revising to improve this manuscript is highly appreciated.

References

- [1] Mertz, W. 1979. Chromium-An Overview. In Shapcott, D. and J. Hubert. (eds). *Chromium Nutrition and Metabolism*. Amsterdam: Elsevier/North-Holland Biomed Press.
- [2] McDowell, L. R. 1992. *Minerals in Animal and Human Nutrition*. San Diego: Acad. Press, Inc.
- [3] Mertz, W. 1993. Chromium in Human Nutrition: A Review. *Journal of Nutrition*. 123: 626-633.
- [4] Groff, J. L. and S. S. Gropper, 2000. *Advanced Nutrition and Human Metabolism*. 3rd Ed. Belmont, USA: Wadsworth-Thomson Learning.
- [5] National Research Council. 1997. *The Role of Chromium in Animal Nutrition*. Washington, D. C., USA: National Acad. Press.
- [6] Lukaski, H. C. 1999. Chromium as Supplement. *Annual Review of Nutrition*. 19: 279-302.
- [7] Underwood, E. J. and N. F. Suttle, 1999. *The Mineral Nutrition of Livestock*. 3rd Ed. Oxon, U. K.: CABI Pub.
- [8] Vincent, J. B. 2000. The Biochemistry of Chromium. *Journal of Nutrition*. 130: 715-718.
- [9] Xi, G., Z. Xu, S. Wu, and S. Chen. 2001. Effect of Chromium Picolinate on Growth Performance, Carcass Characteristics, Serum Metabolites and Metabolism of Lipid in Pigs. *Asian-Australian of Journal Animal Science*. 14: 155-296.
- [10] Watanabe, T., V. Kiron, and S. Satoh, 1997. Trace Minerals in Fish Nutrition. *Aquaculture*. 151: 185-207.
- [11] Hopher, B. 1988. *Nutrition of Pond Fishes*. Cambridge, New York, USA: Cambridge University Press.
- [12] Lall, S. P. The Minerals. In Halver, J. E. and R. W. Hardy (eds). *Fish Nutrition*. San Diego, California, USA: Acad. Press.
- [13] Webster, C. D. and C. E. Lim, Introduction to Fish Nutrition. In Webster, C. D. and C. E. Lim (eds). *Nutrient Requirement and Feeding of Finfish for Aquaculture*. Oxon, U. K.: CABI Pub.
- [14] Shiau, S. Y. and M. J. Chen. 1993. Carbohydrate Utilization by Tilapia, *Oreochromis niloticus* x *O. aureus* as Influenced by Different Chromium Sources. *Journal of Nutrition*. 123: 1747-1753.
- [15] Shiau, S. Y. and H. S. Liang, 1995. Carbohydrate Utilization and Digestibility by Tilapia, *Oreochromis niloticus* x *O.*

- aureus*, are Affected by Chromium Oxide Inclusion in the Diet. *Journal of Nutrition*. 125: 976-982.
- [16] Shiao, S. Y. And S. F. Lin, 1993. Effects of Supplemental Dietary Chromium and Vanadium on the Utilization of Different Carbohydrate in Tilapia, *Oreochromis niloticus* x *O. aureus*. *Aquaculture*. 110: 321-330.
- [17] Subandiyono. 2001. Potensi Kromium (Cr^{+3}) terhadap Aktivitas Insulin, Metabolisme Nutrien dan Efisiensi Pakan pada Ikan [The Potencies of Chromium (Cr^{+3}) on Insulin Activity, Nutrients Metabolism and Feed Efficiency in Fish]. *Aquaculture Indonesia*. 2: 159-164. [Bahasa Indonesia].
- [18] Subandiyono, I. Mokoginta, and T. Sutardi. 2003. Pengaruh Kromium dalam Pakan Terhadap Kadar Glukosa Darah, Kuosien Respiratori, Ekskresi NH_3-N , dan Pertumbuhan Ikan Gurami. [Effects of Dietary Chromium on the Blood Glucose Level, Respiratory Quotient, NH_3-N Excretion, and Growth of Giant Gouramy]. *Hayati*. 10: 25-29. [Bahasa Indonesia].
- [19] Subandiyono, I. Mokoginta, E. Harris, and T. Sutardi. 2004. Peran Suplemen Kromium-Ragi dalam Pemanfaatan Karbohidrat Pakan dan Pertumbuhan Ikan Gurami. [Roles of Yeast-Chromium Supplement on Dietary Carbohydrate Utilization and Growth of Giant Gouramy]. *Hayati*. 11(1): 29-33. [Bahasa Indonesia].
- [20] Hastuti, S. 2004. Respons Fisiologis Ikan Gurami (*Osphronemus gouramy*) yang Diberi Pakan Mengandung Kromium-Ragi Terhadap Penurunan Suhu Lingkungan. [Physiological Responses of Giant Gouramy (*Osphronemus gouramy*) Fed on Diets Containing Yeast-Chromium on the Decreasing of Environmental Temperature]. Dissertation. Bogor: Institut Pertanian Bogor. [Bahasa Indonesia].
- [21] Subandiyono. 2004. Efisiensi Pemanfaatan Karbohidrat Melalui Suplementasi Kromium-Ragi dalam Pakan Ikan Gurami (*Osphronemus gouramy*, Lac.). [The Efficiency of Carbohydrate Utilization Through Supplementation of Yeast-Chromium in the Diets of Giant Gouramy (*Osphronemus gouramy*, Lac.)]. Dissertation. Bogor: Institut Pertanian Bogor. [Bahasa Indonesia].
- [22] Wang, J., Q. Ai, K. Mai, H. Xua, and R. Zuoa. 2014. Dietary Chromium Polynicotinate Enhanced Growth Performance, Feed Utilization, and Resistance to Cryptocaryon Irritants in Juvenile Large Yellow Croaker (*Larimichthys crocea*). *Aquaculture*. 432: 321-326.
- [23] Subandiyono and S. Hastuti. 2008. Pola Glukosa Darah Post Prandial dan Pertumbuhan Lele Dumbo (*Clarias gariepinus*) 'Sangkuriang' yang Dipelihara dengan Pemberian Pakan Berkromium Organik. [The Post Prandial-Blood Glucose Patterns and Growth of the African Catfish (*Clarias gariepinus*) 'Sangkuriang' Cultured by Feeding with Diets Containing Organic Chromium]. *Jurnal Aquakultur Indonesiana*. 9(1): 31-38. [Bahasa Indonesia].
- [24] Hastuti, S. and Subandiyono. 2011. Performa Hematologis Ikan Lele Dumbo 'Sangkuriang' (*Clarias gariepinus*, Burch) yang Diberi Pakan Mengandung Kromium-Organik. [Hematological Performances of Catfish 'Sangkuriang' (*Clarias gariepinus*, Burch) Fed on Diets Containing Organic Chromium]. *Jurnal Saintek Perikanan*. 7(1): 56-62. [Bahasa Indonesia].
- [25] Setyo, B. P. 2006. Efek Konsentrasi Kromium (Cr^{+3}) dan Salinitas Berbeda Terhadap Efisiensi Pemanfaatan Pakan untuk Pertumbuhan Ikan Nila (*Oreochromis niloticus*). [The Effect of Chromium (Cr^{+3}) and Salinity on the Feeding Efficiency for the Growth of Nile Tilapia (*Oreochromis niloticus*)]. Thesis. Semarang: Universitas Diponegoro. [Bahasa Indonesia].
- [26] Khoijah, S. 2008. Pengaruh Kromium Trivalen (Cr^{+3}) dalam Pakan Terhadap Retensi Makronutrien Lele Dumbo (*Clarias gariepinus*) 'Sangkuriang'. [Effects of Dietary Chromium Trivalent (Cr^{+3}) on Macronutrient Retention of African Catfish (*Clarias gariepinus*) 'Sangkuriang']]. Thesis. Semarang: Universitas Diponegoro. [Bahasa Indonesia].
- [27] Handayani, I. 2008. Pengaruh Kromium Trivalen (Cr^{+3}) dalam Pakan Terhadap Efisiensi Pemanfaatan, Pertumbuhan, dan Kelulushidupan Juvenil Lele Dumbo (*Clarias gariepinus*) 'Sangkuriang'. [Effects of Dietary Chromium Trivalent (Cr^{+3}) on Feed Efficiency, Growth, and Survival Rate of African Catfish (*Clarias gariepinus*) 'Sangkuriang']]. Thesis. Semarang: Universitas Diponegoro. [Bahasa Indonesia].

Trivalent Chromium (Cr+3) In Dietary Carbohydrate And Its Effect On The Growth Of Commonly Cultivated Fish

ORIGINALITY REPORT

5%

SIMILARITY INDEX

3%

INTERNET SOURCES

2%

PUBLICATIONS

0%

STUDENT PAPERS

PRIMARY SOURCES

1

eprints.whiterose.ac.uk

Internet Source

<1%

2

kimia.fmipa.unila.ac.id

Internet Source

<1%

3

A.I. Mehrim. "Effect of Dietary Chromium Picolinate Supplementation on Growth Performance, Carcass Composition and Organs Indices of Nile Tilapia (*Oreochromis niloticus* L.) Fingerlings", *Journal of Fisheries and Aquatic Science*, 2012

Publication

<1%

4

Eisler, . "Chromium", *Handbook of Chemical Risk Assessment Health Hazards to Humans Plants and Animals Three Volume Set*, 2000.

Publication

<1%

5

Wang, Jun, Qinghui Ai, Kangsen Mai, Houguo Xu, and Rantao Zuo. "Dietary chromium polynicotinate enhanced growth performance, feed utilization, and resistance to *Cryptocaryon irritans* in juvenile large yellow

<1%

croaker (*Larmichthys crocea*)", Aquaculture, 2014.

Publication

6

epdf.tips

Internet Source

<1 %

7

hdl.handle.net

Internet Source

<1 %

8

www.researchgate.net

Internet Source

<1 %

9

Arafat R. Ahmed, Awadhesh N. Jha, Simon J. Davies. "The Efficacy of Chromium as a Growth Enhancer for Mirror Carp (*Cyprinus carpio* L): An Integrated Study Using Biochemical, Genetic, and Histological Responses", *Biological Trace Element Research*, 2012

Publication

<1 %

10

Werle, Martin, Brigitta Loretz, Daniel Entstrasser, and Florian Föger. "Design and evaluation of a chitosan–aprotinin conjugate for the peroral delivery of therapeutic peptides and proteins susceptible to enzymatic degradation", *Journal of Drug Targeting*, 2007.

Publication

<1 %

11

ar.scribd.com

Internet Source

<1 %

Exclude quotes Off

Exclude matches Off

Exclude bibliography On

Trivalent Chromium (Cr⁺³) In Dietary Carbohydrate And Its Effect On The Growth Of Commonly Cultivated Fish

GRADEMARK REPORT

FINAL GRADE

/0

GENERAL COMMENTS

Instructor

PAGE 1

PAGE 2

PAGE 3

PAGE 4

PAGE 5
