

Growth Characteristics Layur Fish *Lepturacanthus savala* in Juata Waters, Tarakan, Indonesia

by Agus Indarjo

Submission date: 03-Jan-2021 03:37PM (UTC+0700)

Submission ID: 1482598711

File name: sh_Lepturacanthus_savala_in_Juata_Waters,_Tarakan,_Indonesia.pdf (219.81K)

Word count: 4490

Character count: 21728

Growth Characteristics Layur Fish *Lepturacanthus savala* in Juata Waters, Tarakan, Indonesia

Agus Indarjo^{1,2*}, Gazali Salim³, Fahrizal Amir³, Supriadi³, Permana Ari Soejarwo⁴,
Christine Dyta Nugraeni⁵, Lukman Yudho Prakoso⁶, Ambariyanto Ambariyanto¹,
Muhammad Firdaus³, Julian Ransangan⁷

¹Department of Marine Science, Faculty of Fisheries and Marine Science, Diponegoro University
Jl. Prof. H. Soedarto, S.H, Tembalang, Semarang, Jawa Tengah 50275, Indonesia

²Directorat Vacation of Indonesian Ministry of Education and and Culture Institutional, Indonesia
Jl. Jenderal Sudirman, Senayan, Jakarta Pusat 10270 Indonesia

³Department of Aquatic Resource Management, Faculty of Fisheries and Marine Science, Borneo Tarakan University
Jl. Amal Lama No. 1, Tarakan, North Kalimantan, 77115, Indonesia

⁴Research Center for Marine and Fisheries Socio Economics, Ministry of Maritime Affairs and Fisheries Republic of Indonesia
Jl. Pasir Putih I, Ancol Timur, Jakarta 14430, Indonesia

⁵Department Technology of Fishery Product, Borneo Tarakan University
Jl. Amal Lama No. 1, Tarakan, North Kalimantan, Indonesia 77115

⁶Department Sea Defense Strategy, Faculty Strategy Defence of Indonesia Defense University
Kawasan IPSC Sentul, Sukahati, Citeureup, Bogor, West Java 16810 Indonesia

⁷Microbiology and Fish Disease Laboratory, Borneo Marine Research Institute, University Malaysia Sabah
Jalan UMS, 88400 Kota Kinabalu, Sabah, Malaysia
Email: indarjo@yahoo.com

Abstract

The city of Tarakan, Indonesia, benefits economically from abundant marine biological resources, one of which is the layur fish, known commercially as ribbonfish. The purpose of this study was to analyze the growth character of the layur fish (*Lepturacanthus savala*). The method of this quantitative and descriptive study was to analyze the growth of layur fish *L. savala* in the Juata waters off the coast from the city of Tarakan. Body shape, length, weight, and sex ratio data were collected from sites selected by the purposive sampling method based on trawl fishing catch. Secondary data, collected from interviews of fishing personnel, included the number of catches using trawling gear and trawl fishing location. The length ranges of male from 20,4 to 54,0 cm with an average length of 37,2±16.8 cm (n=255) and the length ranges of female from 20,5 to 68 cm with an average length of 44,25±23.75 cm (n=275). The results showed that maximum length of male layur fish was smaller than the maximum length of female fish, which were 59.352 cm at 267 d and 72.638 cm at 315 d, respectively. The result shows a negative allometric growth pattern male and female layur fish was found to be the same and sex ratio of male to female has a ratio of 1,0: 1,8 with a percentage of males at 48.11% and females at 51.89%. The majority of male and female fish exhibited a thin body shape (51,4% of male and 52% of female).

Keywords: Fish Characteristics, Growth Analysis, Bertalanffy Model, body shape

Introduction

The city of Tarakan is located on the west coast of Tarakan Island, a small landmass off the east coast of North Kalimantan province. Adjacent to the city's coast is an estuarine ecosystem with abundant marine fishery resources, including a wealth of high-value marine biota, such as *nomei* and *layur* fish (Salim et al., 2019). A 2018 report published by the Central Statistics Agency (BPS) in the city of Tarakan stated that the Juanta capture fisheries sector catches 2,145.20 tons annually, contributing significantly to local revenue (BPS, 2018).

The layur fish *L. savala* has a long, elongated body and is considered bycatch by the trawl fishing industry in the Tarakan area (Salim et al., 2019). Layur fish are caught by trawling gear twice a month at neap tide (Salim et al., 2019) and are widespread in all territorial waters of Indonesia. It is carnivorous and cannibalistic, preying on other fish (Vianita R., 2014), and practices vertical diurnal migration that distinguishes the adult from the juvenile feeding grounds. Generally, the adults forage during the day and migrate to the bottom of the water column at night. It is known commercially as the ribbonfish and has high economic value including that as an export commodity (Bambang, 2018) in increasing demand

*) Corresponding author
© Ilmu Kelautan, UNDIP

in Taiwan, Korea, Japan, and China (Muhammad *et al.*, 2017). The high demand for layur fish contributes significantly to the capture fisheries sector in Indonesia and has had a positive impact on the economic well-being of the fishing community (Airlangga *et al.*, 2018).

Rachmawati and Hartati (2017) found that layur fish represented 32.90% of the total annual demersal fishery catch in Pangandaran waters in West Java, but in 2015 they represented 47.31%. Bonte and Firdaus (2012) investigated total fish captured by trap net in Tarakan waters and found 17 total species, only 0.14% of which were layur fish. The high demand for layur fish leads to potential of overfishing. For sustainable management, more studies on the growth, mortality, and exploitation of the species are necessary (Effendie, 2002). The objective of this research is to analyze the growth of layur fish *L. savala* from Juata waters off the coast of the city of Tarakan using the von Bertalanffy growth model, allometric model, and body shape. The result of this research may be used to predict the maximum length of fish and determine the size of fish allowed to be caught based on the growth period length. The aim of this research was to analyze the growth character of layur fish (*L. savala*) in the Juata waters of Tarakan City.

13
Materials and Methods

This research was carried out in October 2018–January 2019. A total of 12 sample collection sites were determined using a purposive sampling method of fish caught by trawl fishing. The sampling goal was to collect at least 10% of the catch is expected to represent the population length, weight, sex, and body shape. Measurements were done to obtain a qualitative description of growth for use in the von Bertalanffy model. In addition, descriptive data regarding layur fish mortality were obtained.

Secondary data were obtained from interviews that included the number of trawl fish catches. Absolute growth was determined using the Von Bertalanffy model (Sparre and Seibren, 1999). Growth parameters were quantified with the maturity level factor using the class mode method attributed to the von Bertalanffy model. The maturity structure variable was used to derive the following linear equation, plotting $L(t)$ and $(\Delta L / \Delta t)$. The theoretical age of *L. savala* can be estimated separately with empirical equations when the length is equal to zero (Sparre and Seibren, 1999).

The growth model was used to determine by weight-length relationship. The following is the growth model formula based on characteristics and

population index using length and weight data, changed to logarithmic form. A growth model with allometry uses a formula based on Weatherley (1972). Growth method with allometric characteristic uses a formula based on (Lagler, 1961; Effendie, 1979).

Result and Discussion

Length structure distribution

The total number of sample measured was 530 fishes, with 255 males (48.11%) and 275 females (51.89%). The length of male fish was distributed within 10 classes with the most fish (93, or 36.47%) in the 31.6±1.5 cm range, while one fish (0.39%) was 51.5±2.5 cm (Table 1.). Female fish were also categorized, and 93 fish (40.36%) were 35.15±2.05 cm, and one fish (0.36%) was 64.15 ± 3.85 cm. However, there were two class ranges not found in female fish, representing 53.85±6.35 cm (Table 2).

Table 1. Length distribution of male *L. savala*

Length of Fish	Number of Fish	Percentage
20.4 - 22.4	13	5.10
22.5 - 24.7	5	1.96
24.8 - 27.2	11	4.31
27.3 - 30.0	9	3.53
30.1 - 33.1	93	36.47
33.2 - 36.5	76	29.80
36.6 - 40.2	39	15.29
40.3 - 44.3	5	1.96
44.4 - 48.9	3	1.18
49.0 - 54.0	1	0.39

Table 2. Length distribution of female *L. savala*

Length of Fish	Number of Fish	Percentage
20.5 - 23.0	13	4.73
23.1 - 26.0	4	1.45
26.1 - 29.3	16	5.82
29.4 - 33.0	97	35.27
33.1 - 37.2	111	40.36
37.3 - 42.0	25	9.09
42.1 - 47.4	8	2.91
47.5 - 53.4	0	0.00
53.5 - 60.2	0	0.00
60.3 - 68.0	1	0.36

Variable absolute growth

The form of the regression equation differed from other regression equations because the regression equation lines are located on the X-axis. This indicates the growth of males was at a maximum at zero on the Y-axis. The X-axis represents the growth rate and the Y-axis represents the length. The

regression equation obtained using the growth speed and length of males was $y = -0.051x + 3.0254$ with a correlation value of 0.5587 (55.87%). The regression equation is used to obtain maximum growth where the formula is $-a/b$. The maximum growth was 59.332 cm. The value of b explains the growth rate using formula $-b$. The growth rate was 0.051 cm.day⁻¹ (Figure 1.). The value of a is constant.

Figure 1 demonstrates the von Bertalanffy model based on the growth speed and length relationship of males, showing the maximum growth in males was 59.332 cm with an average daily growth rate of 0.051 cm.day⁻¹. The average daily growth was obtained using formula $-b$. This is in accordance with Effendie (1997) in which fish growth was autocatalytic when a growth rate is zero, then there is no future length growth.

According to Firdaus and Salim, (2013); Gazali Salim, (2015); Salim and Kelen, (2018); Indarjo et al., (2020); Firdaus et al. (2020), the regression line in

Figure 1 and 2 explains that to get the maximum growth (L_{∞}) and the speed of growth coefficient based on the regression equation $y = a + bx$ using the formula of Sparre and Seibren (1999) that is the average length-model value ($-a/b$) is used to assess the asymptotic length (L_{∞}) using the linear regression method, while the growth coefficient (K) is $-b$. Correlation values obtained in the regression equation are used to analyze two different variables between the total length and total weight of layur fish (*L. savala*) using correlation criteria based on (Sarwono, 2006). According to Sarwono (2006) if the correlation value is zero then there is no correlation value; if the correlation value between > 0-0.25 has a very weak correlation value; if the correlation value between > 0.25-0.50 has a weak correlation value; if the correlation value between > 0.5-0.75 has a Sufficient correlation value; if the correlation value between > 0.75-0.99 has a very strong correlation value and if the correlation value 1 has a perfect correlation value.

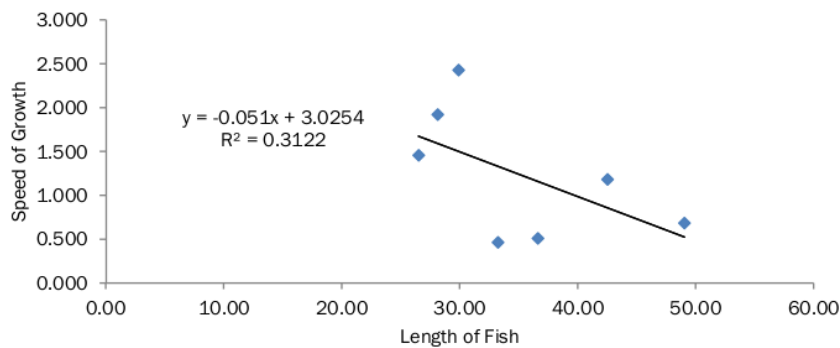


Figure 1. The von Bertalanffy model based on the growth rate and length relationship of male fish *Lepturacanthus savala*

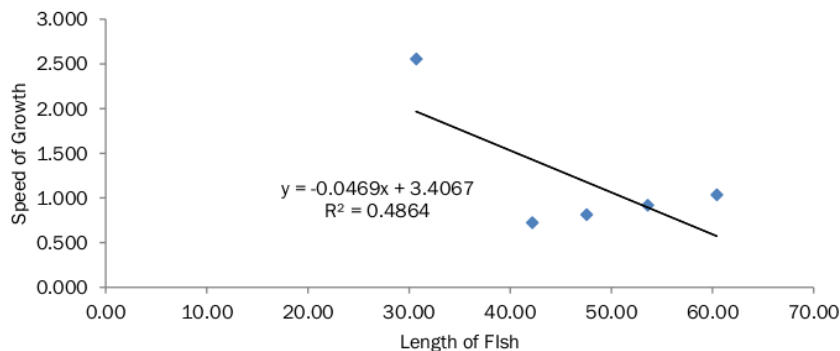


Figure 2. The von Bertalanffy model based on growth rate and length relationship of female fish *Lepturacanthus savala*

Figure 2 demonstrates the von Bertalanffy model of the growth (X-axis) and length (Y-axis) of females. The regression equation is $y = -0.0469x + 3.4127$ with a correlation value of 0.6974 (69.74%). As the regression equation line reached the X-axis, the growth of females reached a maximum with a growth speed of zero on the Y-axis. The von Bertalanffy growth equation describes the lifetime pattern of somatic growth and the growth of an exploited fish population. There are two separate equations. A pre-maturity equation, in which all energy is used towards somatic growth and a post-maturity equation, in which all or some energy is used for reproduction. The age at maturity is a parameter of somatic growth provided in the growth equation. The asymptotic curve demonstrates that all or some energy is devoted to reproduction. The linear curve shows that all energy is used for somatic growth (Lester et al., 2004).

Based on the von Bertalanffy model formula, the maximum length growth of females (Figure 2.) shows the average daily growth rate of $0.0469 \text{ cm}\cdot\text{day}^{-1}$ with the maximum length growth of 72.638 cm. The growth equation of males, obtained by using the orthogonal polynomial type 6 of Von Bertalanffy model, was $y = -7E-12x^6 + 7E-09x^5 - 3E06x^4 + 0.0005x^3 - 0.0481x^2 + 2.5136x + 4.4493$ with a correlation value of 0.99975 (99.975%). Figure 3 demonstrates that males at age zero are approximately 3.652 cm in length. Fish obtained from trawl catches were 37.2 ± 16.8 cm. The smallest captured male was 20.4 cm at age 8. The age can be obtained using the von Bertalanffy model formula. The largest captured male was 54 cm at age 51 d, but this was not the maximum length in the growth model (59.332 cm, at age 267 d. Ahmad (2008) noted that the maximum length of layur fish in Palabuhan Ratu, West Java was 125 cm at age 8 y, representing a growth rate of $13.94 \text{ cm}\cdot\text{y}^{-1}$.

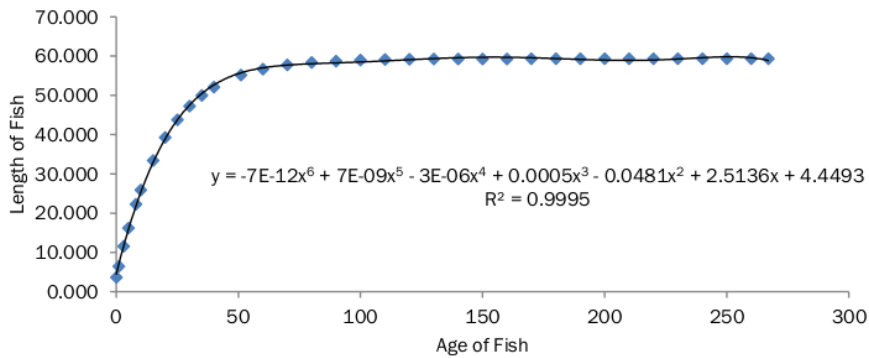


Figure 3. Polynomial orthogonal type 6 of von Bertalanffy model in male fish *Lepturacanthus savala*

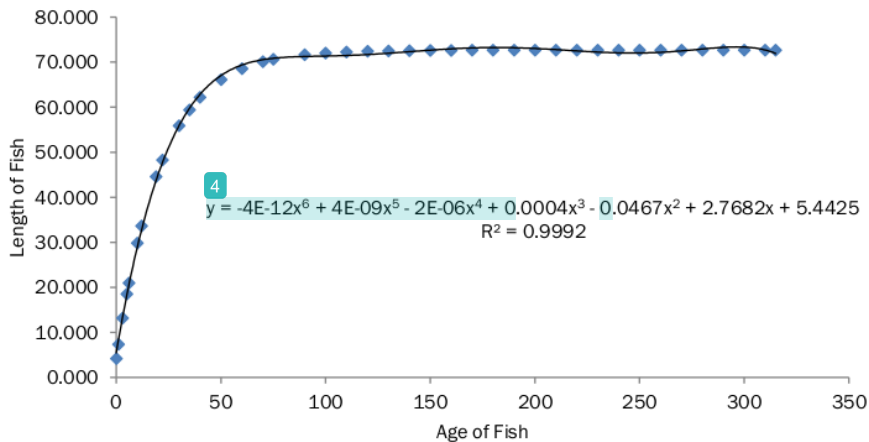


Figure 4. Polynomial orthogonal type 6 of Von Bertalanffy Model in female fish *Lepturacanthus savala*

The growth regression equation of female Layu fish determined using von Bertalanffy model was $y = -4E-12X^6 + 4E-09X^5 - 2E-06X^4 + 0.0004X^3 - 0.0467X^2 + 2.7682X + 5.4425$ with a correlation value of 0.9996 (99.96%). Figure 4 shows that females at age 0 d were 4.167 cm, while the maximum length of females was 72.638 cm. The trawl catch of females was 20.5–68 cm (44.25 ± 23.75 cm). The smallest size of female fish was reached at approximately 6 d and the largest size was approximately 58 d; however, according to the model, females can reach a maximum length of 72.638 cm at 315 d. According to Rizvi and Deshmukh (2003) reported the maximum length and age of a related species, *L. savala* from Mumbai, India waters was 64.0 cm at 3.3 y. This is in accordance with the finding of (Rachmawati and Hartati, 2017) where in Pangandaran waters of Analysis of fish (*L. savala*) population parameter obtained asymptotic total length (TL) = 111,00cm, growth rate (K) = 0,56.y⁻¹. According to Nazrul *et al.* (2018) in major fish landing centers of south-east Bangladesh where The asymptotic length *L. savala* (L_∞) = 111 cm and growth coefficient (k) 0.34 y⁻¹. According to Memon *et al.* (2016) explain growth population fish of *L. savala* in Pakistan waters were L_∞ 133.35 cm and k=0.130y⁻¹. Agustina *et al.* (2016) explain that fish of *L. savala*

landed in Labuan Banten with a fishing ground from the Sunda Strait waters, has the results asymptotic length (L_∞) 710,41 mm for females and 856,52 mm for males and value of the growth coefficient (k) for female and male were 0,30.mon⁻¹ and 0,23.mon⁻¹ respectively.

Variable length-weight relationship

The relationship between the length and weight of male fishes was $y = 1.237x - 0.5824$. The value of b in the regression equation is 1.237 (Figure 5a.). While the relationship between the length and weight of females was $y = 1.3557x - 0.7668$ (Figure 5b.) with a correlation value of 0.6324 (63.24%).

The relationship between the length and weight of male fishes was $y = 1.237x - 0.5824$, with a correlation value of 0.5821 (58.21%). The value of b in the regression equation is 1.237 (Figure 5a.). Effendie (1979) considers the growth allometrically negative if the value of b < 3. This indicates that the growth of males was faster in length than in body weight. While the relationship between the length and weight of females was $y = 1.3557x - 0.7668$ (Figure 5b.) with a correlation value of 0.6324 (63.24%). The value of b of the regression equation was 1.3557

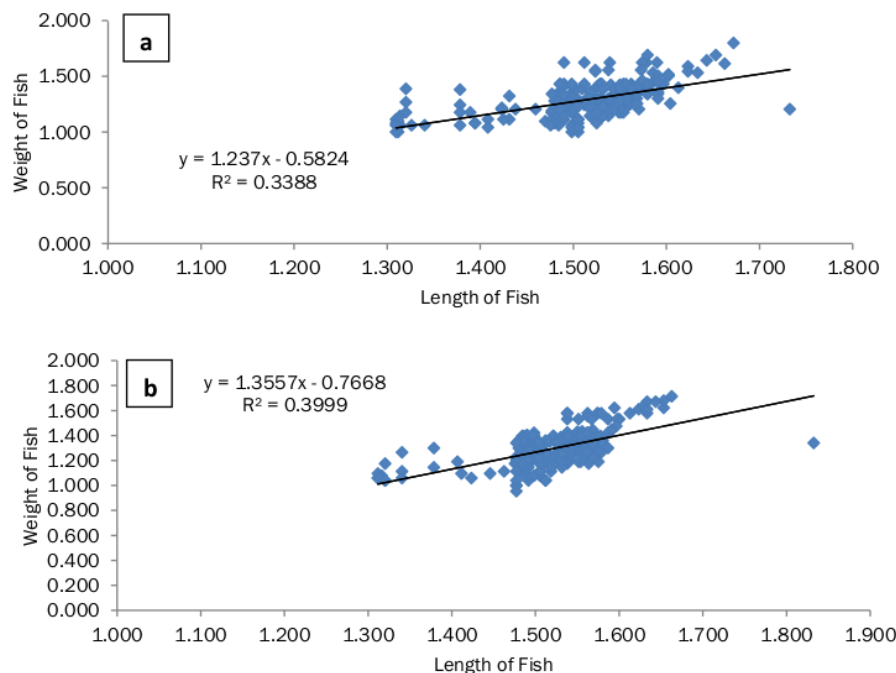


Figure 5. Length and weight relationship of male (a) and female (b) fish *Lepturacanthus savala*

(Figure 5b), which indicates a lack of allometric growth (Effendie, 2002). The growth in length of females was faster than in body weight.

This is in accordance with the finding of (Rachmawati and Hartati, 2017) where in Parindaran waters of Analysis of fish (*L. savala*) has the result shows a negative allometric growth pattern ($b = 2.92$). However this differs from the Pakistan waters in 2009-2010 explained that the estimated values of length-weight relationship for *L. savala* were $b = 3.191$ ($R^2=0.960$) $n = 1391$ (Positive-Allometry). Pakhmode et al. (2013) explained that the *L. savala* fish found off the Ratnagiri coast obtained a value of $b = 3.2285$ with positive allometric growth.

Male and female fish body condition

Among 255 male fish, there were four body shapes: very thin (0.4%), thin (51.4%), fat (40.8%), and very fat (7.5%) (Table 3.). In January 2019, fish were generally thin. This is consistent with Effendie (1997), in which November-December is a transition season between the east and west, causing an increase in water temperature whereby energy is used to adapt to the fluctuating aquatic environment, so most layur fish were likely actively foraging during that time. Environmental factors influence fish body shapes (Salim, 2013; 2015; Firdaus et al., 2018).

Among 275 female fish, there were five body shapes obtained: very thin (0.4%), thin (52%), ideal (1.1%), fat (40%), and very fat (6.5%) (Table 3.). This indicates that females had less body fat than males, likely because derived energy from food in female fish was used towards reproduction and energy was distributed to the eggs (Effendie, 2002).

Table 3. Number (%) of Male and Female Fish *Lepturacanthus savala* with Different Body Shape

Body Shape	Male	Female
Very thin	0.4	0.4
Thin	51.4	52.0
Ideal	0	1.1
Fat	40.7	40.0
Very fat	7.5	6.5

Conclusion

The results obtained that sex ratio of male and female layur fish (*L.savala*) was 1: 1.08 with a percentage of males at 48.11% and females at 51.89%. Absolute growth using the Von Bertalanffy model for infinitive growth of layur fish was 59.332 cm with a growth rate of 0.051cm.d⁻¹ for 267days and female *L.savala* of 72.638 cm with a growth rate of 0.0469 cm.d⁻¹ for 315 d. The growth of male and

female layur fish (*L.savala*) is negative allometri with correlation values ranging of 0.607+0.025 (moderate). The growth model of male layur (*L.savala*) condition index has a thin body shape of 51.4% and a fat body shape of 40.8%, while a female layur fish has a thin body shape of 52%, a fat body shape of 40%.

Acknowledgment

The authors thank to Supriadi NPM 13.101020.033 and Fahrival Amir NPM 14.101020.026 in the Department of Aquatic Resources Management FPIK UBT-Kaltara as one of the Final Project part and government agencies in Tarakan City such as the Maritime and Fisheries Agency Tarakan City, BPS Tarakan City, as well as Trawl fishing gear fishermen in Juata waters Tarakan city who have provided information to support this research.

References

Agustina, S., Boer, M. & Fahrudin, A. 2015. Dinamika Populasi Sumber Daya Ikan Layur (*Lepturacanthus savala*) Di Perairan Selat Sunda. *Mar. Fish.* 6(1):77-85. doi: 10.29244/jmf.6.1.77-85

Ahmad, Y. 2008. Model Pertumbuhan Ikan Layur (*Trichiurus lepturus* Linnaeus, 1758) di Palabuhan Ratu, Jawa Barat. *J. Agrosci.* 1(1): 1-11

Airlangga, A., Boer, M. & Zairion, Z. 2018. Ecosystem Approach to Largehead hairtail (*Trichiurus lepturus* (Linnaeus , 1758)) Management at Palabuhanratu Bay, *J. Sosial Ekonomi Kel. Perikan.* 13(1): 1-13. doi: 10.15578/jsekp.v13 i1.6761

Bonte, S.B. & Firdaus, M. 2012. Perbedaan Soaking Time terhadap Hasil Tangkapan pada Perikanan Tugu (Trap Net) di Perairan Timur Kota Tarakan, *J. Harpodon*, 5(2): 147-159

BPS Kota Tarakan. 2018. Kota Tarakan Dalam Angka. 2018. Tarakan: BPS Kota Tarakan.

Effendie, M.I. 1979. Metode biologi perikanan, Yayasan Dewi Sri. Bogor.

Effendie, M.I. 2002. Biologi Perikanan, Yayasan Pustaka Nusatama. Yogyakarta.

Firdaus, M., Salim, G., Cahyadi, J., Weliyadi, E. & Bintoro, G., 2020. Model and nature of growth of

- red snapper fish (*Lutjanus argentimaculatus* (Forsskål, 1775)) fishing catch of bottom fish pots in Bunyu waters, North Kalimantan. *AACL Bioflux*. 13(3): 1410-1421
- Firdaus, M., Lelono, T.D., Saleh, R., Bintoro, G. & Salim, G., 2018. The expression of the body shape in fish species *Harpodon nehereus* (Hamilton, 1822) in the waters of Juata Laut, Tarakan city, North Kalimantan. *AACL Bioflux*, 11(3):613-624.
- Firdaus, M. & Salim, G. 2013. Mengkaji Faktor Kondisi Ikan Puput (*Ilisha elongata*) yang berasal dari perairan Juata, *J. Harpodon*, 6:29-35
- Indarjo, A., Salim, G., Zein, M., Susiyanti, S., Soejarwo, P.A., Nugraeni, C.D., Bija, S., & Pham, Y.T.H., 2020. Characteristics of Von Bertalanffy Growth, Allometric, Condition Index And Mortality of *Periophthalmus barbarus* in Mangrove and Probiotics Conservation Area (KKMB), Tarakan, North Kalimantan. *ILMU KELAUTAN: Indo. J. Mar. Sci.* 25(1):31-38. doi: 10.14710/ik.ijms.25.1.31-38
- Lagler, K.R. 1961. Article orienting apparatus. Google Patents.
- Lester, N.P., Shuter, B.J. & Abrams, P.A. 2004. Interpreting the von Bertalanffy model of somatic growth in fishes: the cost of reproduction, *Proc. Royal Soc. London. Ser. B: Biolog. Sci.*, 271(1548):1625-1631. doi: 10.1098/rspb.2004.2778.
- Memon,k.H., Liu, Q., Kalhor, M.A., Chang, M.S., Baochao, L., Memon, A.M., Hyder, S. & Tabassum, S. 2016. Growth and Mortality Parameters of Hairtail *Lepturacanthus savala* from Pakistan Waters. *Pakistan J. Zool.* 48(3): 829-837, 2016.
- Muhammad, A.A., Farooq, S., Rabbaniha, M., Jahangir, S., Malik, A., Hameed, A. & Baloch, A.J. 2017. Current fishery status of ribbonfish *Trichiurus lepturus* Linnaeus, 1758 (Trichiuridae) from Makran coast (northeast Arabian Sea), *Iran. J. Fish. Sci.* 16(2):815-821.
- Nazrul., K.M.S., Al-Mamun, M.A., Suman, B. & Md. Uddin, S. 2018. Population Dynamics Study of Ribbonfish, *Lepturacanthus savala* from the North-Eastern Tip of Bay of Bengal. *Global J. Sci. Frontier Res.: E Mar. Sci.* 18(1):41-47
- Bambang, A.N. 2018. Fish Marketing of Ribbon Fish (*Trichiurus* sp.) in Nusantara Fishing Port (NFP) at Palabuhanratu, West Java, *E3S Web Conferen.* 31:08012. doi: 10.1051/e3sconf/20183108012.
- Pakhmode, P.K., Mohite, S.A., Naik, S.D. & Mohite, A.S. 2013. Length frequency analysis and length-weight relationship of ribbonfish, *Lepturacanthus savala* (Cuvier, 1829) off Ratnagiri coast, Maharashtra. *Int. J. Fish. Aqua. Stud.* 1(2): 25-30.
- Rachmawati, P.F. & Hartati, S.T. 2017. Aspek Biologi Ikan Layur (*Lepturacanthus savala* Cuvier, 1829) Di Perairan Pangandaran, Jawa Barat. *Bawal*, 9(2): 133-143. doi: 10.15578/bawal.9.2.2017.133-143.
- Rizvi, A.F. & Deshmukh, V.D. 2003. Growth Parameters of *Lepturacanthus savala* (Cuvier, 1829) from Mumbai Waters, *J. Indian Fish. Assoc.*, 30: 81-89.
- Salim, G. 2013. Nilai indeks kondisi dari ikan siganus javus berdasarkan hasil tangkapan nelayan di Perairan Juata Kota Tarakan, *J. Harpodon*, 8(1):37-42. doi: 10.35334/harpodon.v6i1.99
- Salim, G. 2015. Analisis Pertumbuhan Allometri dan Indeks Kondisi Caesio cunning Didapatkan dari Hasil Tangkapan Nelayan Kota Tarakan, *J. Harpodon*, 8(1):35-42. doi: 10.35334/harpodon.v8i1.125
- Salim, G. 2019. Kajian Aspek Pertumbuhan Dan Rasio Kelamin Ikan Layur (*Lepturacanthus savala*) Di Perairan Juata Laut Kota Tarakan, *Seminar Nasional Humaniora dan Saintek Universitas Borneo Tarakan*.
- Salim, G. & Kelen, P.B. 2018. El Von Bertalanffy and Mortality from Fish Kurau (*Polynemus taenitatus*) of The Catch Fisherman in Waters Bunyu, *Insist.* doi: 10.23960/ins.v3i2.165.
- Sarwono, J. 2006. Metode penelitian kuantitatif dan kualitatif. Graha ilmu.
- Sparre, P. & Seibren, C.V. 1999. Introduksi Pengkajian Stok Ikan Tropis Buku-I Manual. Kerjasama Organisasi Pangan dan Perserikatan Bangsa-Bangsa dengan Pusat Penelitian dan Pengembangan Perikanan. Jakarta: Badan Penelitian dan Pengembangan Pertanian.

Vianita R. 2014. Aspek Biologi Layur (*Trichiurus lepturus*) Berdasarkan Hasil Tangkapan di PPP Morodemak, *J. Maquares*, 3(3):160-167.

Weatherley, A.H. 1972. Growth and Ecology of Fish population. New York: Academic Press.

Growth Characteristics Layur Fish *Lepturacanthus savala* in Juata Waters, Tarakan, Indonesia

ORIGINALITY REPORT

6%

SIMILARITY INDEX

%

INTERNET SOURCES

6%

PUBLICATIONS

%

STUDENT PAPERS

PRIMARY SOURCES

- 1** Gazali Salim, Agus Indarjo, Mufrida Zein, Lukman Yudho Prakoso, Suhirwan, GS Achmad Daengs, Rukisah. " The allometric growth and condition index comparison of white shrimp () from fishpond and juata laut waters, Tarakan (Indonesia) ", IOP Conference Series: Earth and Environmental Science, 2020
Publication 1%
- 2** Puput Fitri Rachmawati, Sri Turni Hartati. "ASPEK BIOLOGI IKAN LAYUR (*Lepturacanthus savala* Cuvier, 1829) DI PERAIRAN PANGANDARAN, JAWA BARAT", BAWAL Widya Riset Perikanan Tangkap, 2017
Publication 1%
- 3** N. P. Lester. "Interpreting the von Bertalanffy model of somatic growth in fishes: the cost of reproduction", Proceedings of The Royal Society B Biological Sciences, 08/07/2004
Publication 1%

Gazali Salim, Pius Bae Kelen. "El Von

4

Bertalanffy and Mortality from Fish Kurau (Polynemustaenitatus) of The Catch Fisherman in Waters Bunyu", INSIST, 2018

Publication

<1%

5

Ajib Setyo Arifin, Rafifa Maricha Putri Erisa, Muhammad Suryanegara. "Sea and Ship Waves Spectrum Measurement Using Wireless Sensor Network in Java Sea", 2018 Second World Conference on Smart Trends in Systems, Security and Sustainability (WorldS4), 2018

Publication

<1%

6

Agus Indarjo, Gazali Salim, Christine Dyta Nugraeni, Indah Mayang Sari, Mufrida Zein, Lukman Yudho Prakoso, GS Achmad Daengs. " The growth model composition of giant prawns () In Muara Tepian Sembakung, Nunukan ", IOP Conference Series: Earth and Environmental Science, 2020

Publication

<1%

7

Gazali Salim, Agus Indarjo, Mufrida Zein, Lukman Yudho Prakoso, Suhirwan, GS Achmad Daengs, Rukisah, Stephanie Bija. " Analysis of allometric growth and condition index of tiger shrimp () in Juata Laut Waters and Fishpond, Tarakan (Indonesia) ", IOP Conference Series: Earth and Environmental Science, 2020

Publication

<1%

8

Azis Nur Bambang. " Fish Marketing of Ribbon Fish (sp.) in Nusantara Fishing Port (NFP)at Palabuhanratu, West Java ", E3S Web of Conferences, 2018

Publication

<1%

9

Khoirul Fatah, Asyari Asyari.
"BEBERAPAASPEKBIOLOGI IKAN
SEMBILANG(Plotosus canius) DI
PERAIRANESTUARIABANYUASIN,
SUMATERASELATAN", BAWAL Widya Riset
Perikanan Tangkap, 2017

Publication

<1%

10

Irma Akhrianti, Andi Gustomi. "Identifikasi
Keanekaragaman dan Potensi Jenis-Jenis Ikan
Air Tawar Pulau Bangka", Akuatik: Jurnal
Sumberdaya Perairan, 2018

Publication

<1%

11

Agus Indarjo, Gazali Salim, Christine Dyta
Nugraeni, Mufrida Zein et al. " The analysis of
economic feasibility from Bubu Dasar fishing
gear () in Tepian Muara Sembakung, Nunukan
(Indonesia) ", IOP Conference Series: Earth and
Environmental Science, 2020

Publication

<1%

12

Yaris Hikmawansyah, Yuli Andriani, Alexander
Muhammad Akbar Khan, Lantun Paradhita
Dewanti. "Stock Estimates of White Pomfret

<1%

(Pampus argenteus) Based on Length and Weight Data in Pangandaran Waters", Asian Journal of Fisheries and Aquatic Research, 2019

Publication

13

Mehri Ghanbarzadeh, Yazdan Keivany, Nasrollah M. Soofiani. "Population Dynamics of the Sparid Fish, *Argyrops spinifer* (Teleostei: Sparidae) in Coastal Waters of the Persian Gulf", Iranian Journal of Science and Technology, Transactions A: Science, 2017

<1%

Publication

Exclude quotes On

Exclude matches Off

Exclude bibliography On