

Effect of feeding with *Phronima* sp. on growth, survival rate and nutrient

by Slamet B. Prayitno

Submission date: 22-Feb-2021 03:23AM (UTC+0700)

Submission ID: 1514387910

File name: ding_with_Phronima_sp._on_growth,_survival_rate_and_nutrient.pdf (377.41K)

Word count: 6508


Character count: 30593



ELSEVIER

Contents lists available at ScienceDirect

Aquaculture

journal homepage: www.elsevier.com/locate/aquaculture

Effect of feeding with *Phronima* sp. on growth, survival rate and nutrient value content of Pacific white shrimp (*Litopenaeus vannamei*) Post-larvae



Vivi Endar Herawati^{a,*}, Pinandoyo^a, Y.S. Darmanto^b, Nurmanita Rismaningsih^c, Johannes Hutabarat^a, Slamet Budi Prayitno^a, Ocky Karna Radjasa^d

^a Department of Aquaculture, Faculty of Fisheries and Marine Sciences, Diponegoro University, Jl. Prof. H. Soedarto, S.H. Semarang 50275, Indonesia

^b Department of Fisheries Product Technology, Faculty of Fisheries and Marine Sciences, Diponegoro University, Jl. Prof. H. Soedarto, S.H. Semarang 50275, Indonesia

^c Department of Materials Chemistry, Graduate School of Engineering, Nagoya University, Furo-cho, Chikusa-ku, Nagoya 464-8603, Japan

^d Department of Marine Science, Faculty of Fisheries and Marine Sciences, Diponegoro University, Jl. Prof. H. Soedarto, S.H. Semarang 50275, Indonesia

ARTICLE INFO

Keywords:

Growth
Nutrient value
Nutrition
Pacific white shrimp
Phronima sp

ABSTRACT

The amphipod *Phronima* sp. is used as a natural feed for aquaculture activities as it has an adequate content of polyunsaturated fatty acids—namely, docosahexaenoic acid (DHA) and eicosapentaenoic acid (EPA)—and high protein content. It is thus used as an alternative protein source in shrimp cultures, replacing *Artemia* sp. In this study, we evaluated the effects of using different feed treatments including *Phronima* sp. on Pacific white shrimp (*Litopenaeus vannamei*) post-larval growth rate, survival rate, and nutritional quality. The post-larvae herein used weighed 0.029 ± 0.001 g/individual were maintained at a stocking density of 5 individuals/L. The experiment was carried out for 30 days. A completely randomized design was used for the experiment, with five treatments and three replicates each. The feeding treatments were: A, 100% *Artemia* sp.; B, 75% *Artemia* sp. and 25% *Phronima* sp.; C, 50% *Artemia* sp. and 50% *Phronima* sp.; D, 25% *Artemia* sp. and 75% *Phronima* sp.; and E, 100% *Phronima* sp. The shrimp were fed four times a day 20% of their biomass weight. Relative growth rate (RGR), absolute length growth, biomass weight, grazing rate, survival rate, and nutritional quality were analyzed. Treatment B produced the highest RGR ($34.98 \pm 0.13\%$), absolute length growth (1.83 ± 0.06 cm), biomass weight (0.0101 ± 0.05), and survival rate ($95 \pm 6.11\%$). Treatment A produced the highest grazing rate (21.889 ± 0.13 individuals/day). The highest nutritional quality was found in treatment B, i.e., protein and fat contents of 63.75% and 8.24%, respectively, and EPA and lysine levels of 8.25% and 48.98 ppm, respectively. In summary, we found that using a feed proportion of 75% *Artemia* sp. and 25% *Phronima* sp. (treatment B) is the best option for the aquaculture of Pacific white shrimp post-larvae. This best feed formulation should give an impact on aquaculture research and production in reducing feed production cost.

14 1. Introduction

The Pacific white shrimp (*Litopenaeus vannamei*) has the advantage of growing faster than other shrimp species and of living in the water column, which allows individuals to be stocked at high densities. Moreover, this species is more resistant to environmental conditions and diseases than other shrimp species, and it is quite popular on the international market (Rakhfid and Halida, 2018). The aquaculture production business has been recently developed and is influenced by various factors, among which is the availability of high-quality natural feed. The use of natural feed can reduce feed costs during production.

Amphipoda are part of the zooplankton, and are thus a natural feed for many wild fish (Dalpadado and Bogstad, 2004) and an adequate

source of natural feed for aquaculture activities (Baeza-Rojano et al., 2013). Although Amphipoda can also be used in integrated multi-trophic aquaculture (IMTA) in ponds as natural feed (Gerra-García et al., 2016; Jiménez-Prada et al., 2018), few types of Amphipoda have been used in aquaculture to date. Previous studies have shown that several caprellid, gammarid, and mysid amphipods can be used as natural feed in Common cuttlefish (*Sepia officinalis*) and Octopus (*Octopus* sp.) cultivations (Baeza-Rojano et al., 2013). Specifically, Gammarid amphipods have been shown to be of high nutritional value—as they contain polyunsaturated fatty acids, namely docosahexaenoic acid (DHA) and eicosapentaenoic acid (EPA)—and to have high-level proteins. Therefore, these amphipods can be used as an alternative source of proteins for farmed fish and shrimp (Moren et al., 2006). Herawati

* Corresponding author.

E-mail address: viviendar23@gmail.com (V.E. Herawati).

<https://doi.org/10.1016/j.aquaculture.2020.735674>

Received 30 March 2020; Received in revised form 8 June 2020; Accepted 30 June 2020

Available online 12 July 2020

0044-8486/© 2020 Elsevier B.V. All rights reserved.

et al. (2020) showed that gammarid amphipods have a protein content of 40–58%, fat content of 5–8%, and EPA and DHA contents of 1% and 7%, respectively.

Phronima sp. is an amphipod that has been recently mass-cultured and may be used as natural feed in shrimp aquaculture (Fattah et al., 2014; Herawati et al., 2014). However, it remains scarcely used for shrimp farming. The natural feed used in a cultivation is typically selected based on criteria such as size of the mouth gap of fish larvae and the suitability of the nutritional content to the needs of the cultured fish (Agustina and Yulisman and Mirna F., 2015). *Phronima* sp. has a particularly high EPA and DHA content, which is adequate for cultivating shrimp. Moreover, using *Phronima* sp. as natural feed is less expensive than using *Artemia* sp. Therefore, *Phronima* sp. may be used as a replacement for *Artemia* sp. as a food source, especially for post-larvae (Fattah et al., 2014). Fattah et al. (2014) found that using *Phronima* sp. as feed for Tiger shrimp (*Penaeus monodon*) resulted in a survival rate of over 80%. Considering this scenario, in the present study, we evaluated the effects of using *Phronima* sp. as a replacement for *Artemia* sp. as a natural feed for post-larvae of Pacific white shrimp by analyzing growth rate, survival rate, and nutritional quality. Furthermore, the most adequate feed composition using *Phronima* sp. is herein proposed.

2. Materials and methods

2.1. Materials

Pacific white shrimp (*L. vannamei*) PL15 stage were used at a stocking density of 5 shrimp/L. Feeding was performed four times a day, and the shrimp were fed 20% of their biomass weight. *Artemia* sp., at a protein content of 48.87%, and *Phronima* sp., at a protein content of 40.26%, were used as feed. According to Deslianti et al. (2016), feed should have a protein content of 30–50% to support the growth and survival of Pacific white shrimp post-larvae. For the proximate analysis of the feed, 1 g (dry weight) of feed was used; the results are shown in Table 1. The proximate analysis showed that the protein content in *Artemia* sp. was 8% higher than that in *Phronima* sp. (48% and 40.26%, respectively), and that the fat content was lower in the former species than in the latter (8.85% and 15.14%, respectively).

The fatty acid and amino acid profiles of feeds of both species are presented in Tables 2 and 3, respectively. Among the fatty acids, EPA had the highest content in both *Artemia* sp. (5.05%) and in *Phronima* sp. (8.19%), and among the amino acids, lysine had the highest content (45.57 ppm and 44.16 ppm, respectively).

2.2. Methods

2.2.1. *Phronima* sp. culture

A 600-L *Phronima* sp. mass culture was fed using *Chlorella* sp. and organic feed in the form of cow manure. *Phronima* sp. at approximately 2 weeks of age and 0.4 cm of size was used as feed.

Table 1
Results of the proximate analysis of the feed used in the present study (in %, dry weight).

Component compositions (%)	Natural feed types	
	<i>Artemia</i> sp.	<i>Phronima</i> sp.
Water content	10.80	8.43
Protein	48.87	40.26
Fat	8.85	15.14
Ash	13.25	17.20
Crude fiber	8.32	8.93
Carbohydrate	9.91	10.04

Table 2

Fatty acid profiles of *Artemia* sp. and *Phronima* sp. used as feed for post-larvae shrimp.

Fatty acids profile (%)	<i>Artemia</i> sp.	<i>Phronima</i> sp.
Myristic	0.52 ± 0.05	0.48 ± 0.09
Pentadecanoic	0.09 ± 0.06	0.15 ± 0.08
Palmitic	3.14 ± 0.09	5.59 ± 0.04
Stearic	2.71 ± 0.07	2.91 ± 0.09
Oleic/ω9	3.07 ± 0.02	2.61 ± 0.01
Linoleic/ω6	2.83 ± 0.09	4.07 ± 0.02
Linolenic/ω3	1.54 ± 0.05	3.32 ± 0.01
Arachidic	2.30 ± 0.08	3.05 ± 0.03
Arachidonic	0.07 ± 0.02	0.13 ± 0.08
DHA	0.03 ± 0.05	5.07 ± 0.03
EPA	5.05 ± 0.02	8.19 ± 0.08

Table 3

Amino acid profiles of *Artemia* sp. and *Phronima* sp. used as feed for Pacific white shrimp.

Amino acids (ppm)	<i>Artemia</i> sp.	<i>Phronima</i> sp.
Aspartic acid	38.92 ± 0.08	43.94 ± 0.01
Serine	15.61 ± 0.03	17.62 ± 0.01
Glutamic acid	36.61 ± 0.04	32.37 ± 0.07
Glycine	19.36 ± 0.04	19.19 ± 0.01
Histidine	9.78 ± 0.03	9.70 ± 0.01
Arginine	20.51 ± 0.04	27.28 ± 0.01
Threonine	19.02 ± 0.09	20.37 ± 0.01
Alanine	40.65 ± 0.05	32.51 ± 0.09
Proline	20.25 ± 0.05	19.00 ± 0.06
Valine	30.24 ± 0.05	28.87 ± 0.04
Methionine	21.10 ± 0.08	39.40 ± 0.04
Lysine	45.57 ± 0.04	44.16 ± 0.01
Isoleucine	19.97 ± 0.03	22.79 ± 0.04
Leucine	32.44 ± 0.05	36.88 ± 0.05
Phenylalanine	15.49 ± 0.07	16.98 ± 0.10

2.2.2. *Artemia* sp. culture

A 600-L *Artemia* sp. mass culture was fed using rice bran. *Artemia* sp. at approximately 2 weeks of age and 0.4 cm of size was used as feed.

2.3. Feeding of Pacific white shrimp post-larvae

Pacific white shrimp PL15 stage were used at a stocking density of 5 shrimp/L. Three 30-L containers were used, one for each treatment. Approximately 450 shrimp were included in our analysis. The shrimp were fed four times a day approximately 20% of their biomass (approximately 80 individuals per shrimp). The study period was of 30 days. Initial biomass was measured before the treatment, and 50 post-larvae were randomly selected for length measurement. The proximate analysis of fatty acids and amino acids was performed using shrimp after the treatment period.

In this research, a completely randomized design (CRD) with five treatments and three replications was used. *Artemia* sp. was replaced with *Phronima* sp. as feed at different dosages: Treatment A, 100% *Artemia* sp.; Treatment B, 75% *Artemia* sp. and 25% *Phronima* sp.; Treatment C, 50% *Artemia* sp. and 50% *Phronima* sp.; Treatment D, 25% *Artemia* sp. and 75% *Phronima* sp.; and Treatment E, 100% *Phronima* sp.

2.4. Relative growth rate

According to Steffens (1989), the relative growth rate (RGR) can be calculated using the following formula:

$$RGR = \frac{W_t - W_0}{W_0 \times t} \times 100\%$$

where RGR is relative growth rate (%/day), W_0 is shrimp biomass weight at the beginning of the study (g), W_t is shrimp biomass weight at

the end of the study (g), and t is length of the study (days).

2.5. Absolute length growth

According to Zonneveld et al. (1991), absolute length growth can be calculated using the following formula:

$$L = L_t - L_0$$

where L is absolute length growth (cm), L_0 is shrimp body length at the beginning of the study (cm), and L_t is shrimp body length at the end of the study (cm).

2.6. Biomass weight of Pacific white shrimp

Biomass weight was determined using the following formula (Steffens, 1989):

$$BW = \frac{W_t - W_0}{t}$$

Where BW is the biomass weight (g), W_t is final shrimp larval weight (g), W_0 is initial larval weight (g), and t is length of study (days).

2.7. Survival rate

According to Steffens (1989), the survival rate of Pacific white shrimp can be calculated using the following formula:

$$SR = \frac{N_t}{N_0} \times 100\%$$

where SR is survival rate of Pacific white shrimp (%), N_t is the number of shrimp at the end of the study, and N_0 is the number of shrimp at the beginning of the study.

2.8. Water quality

All water quality parameters of the shrimp cultures during the study are presented in Table 4.

2.9. Grazing rate

The amount of feed consumed during the aquaculture period was determined by comparing the amount of feed initially provided with the amount of leftover feed in the aquaculture media. The consumption of natural feed was calculated by dividing the amount of feed consumed during the aquaculture period by the number of Pacific white shrimp in the cultures, following Widiastuti et al. (2012).

Table 4

Results of the measurement of water quality parameters for pacific white shrimp (*L. vannamei*) in the aquaculture media during the study.

Treatments	Water quality parameter value range			
	Temperature (°C)	pH	DO (mg/L)	Salinity (ppt)
A	29–31.5	8	4.54–5.10	25–28
B	28–30.5	8	4.34–4.12	25–28
C	29.8–31.5	8	4.25–5.00	25–28
D	29.2–30.4	8	4.78–5.05	25–28
E	29.5–31.6	8	4.21–4.98	25–28
References	26–32 °C ^a	7.7–8.7 ^b	3–8 ^c	15–35 ^d

^a Tahe and Hidayat (2011).

^b Purba (2012).

^c Syukri and Ilham (2016).

^d Wyban and Sweeney (1991).

2.10. Data analysis

RGR, absolute length growth, biomass weight, grazing rate, and SR were statistically analyzed using normality tests, homogeneity tests, and additivity tests followed by analysis of variance (ANOVA). When the values were found to be statistically different in ANOVA ($p < .05$), a Duncan's multiple range test was performed. Water quality data were analyzed descriptively and compared with reference values. For the proximate analysis and amino acid and fatty acid profile analyses, 60 g (dry weight) of shrimp were used (20 g for each analysis).

The proximate chemical composition of the samples was determined using a standard procedure (AOAC, 2005; Herawati et al., 2018). The crude protein content was calculated by multiplying the total nitrogen factor. The carbohydrate content was estimated by the difference.

Amino acid content was determined using High Performance Liquid Chromatography (HPLC) (Shimadzu LC-6A) (AOAC, 2005; Herawati et al., 2018). Fatty acid content was determined using a gas chromatograph (Shimadzu) (AOAC, 2005; Herawati et al., 2018).

3. Results

3.1. Relative growth rate

Our results showed that all treatments replacing *Artemia* sp. with *Phoronima* sp. had a significant effect ($p > .05$) on the growth rate of Pacific white shrimp. The RGR values for each treatment are shown in Fig. 1.

Duncan's test showed that treatment B was significantly different from treatments A, C, D, and E, and that treatment C was significantly different from treatments A and E, but not from treatment D ($p > .05$). Furthermore, treatment D was significantly different from treatments A and E, whereas treatment A was significantly different from E ($p > .05$). The highest (34.98%/day) and lowest (32.49%/day; 2.49%/day lower than the former value) RGRs were observed for treatments B and E, respectively.

Our results also showed that all treatments replacing *Artemia* sp. with *Phoronima* sp. had a significant effect ($p > .05$) on the absolute length growth of Pacific white shrimp. The absolute length growth values of each treatment are shown in Fig. 2.

Duncan's test showed that treatment B was significantly different from treatments A and E, but not from C and D. Treatment C was significantly different from treatment E, but not from treatments D and A. Treatment A was not significantly different from treatment E. This shows that treatments D, A, and E do not have any effect on the absolute growth rate of Pacific white shrimp. The highest (1.83 cm) and lowest (1.60 cm; 0.23 cm lower than the former value) absolute length growth values were found in treatments B and E, respectively.

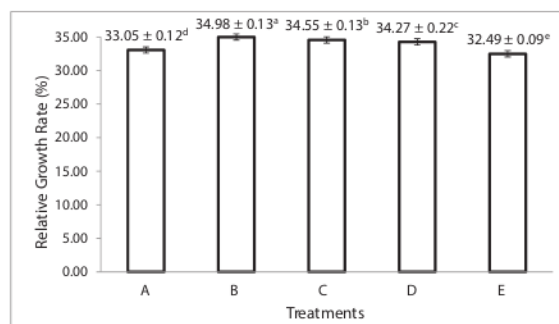


Fig. 1. Relative growth rates of Pacific white shrimp (*L. vannamei*) under different treatments.

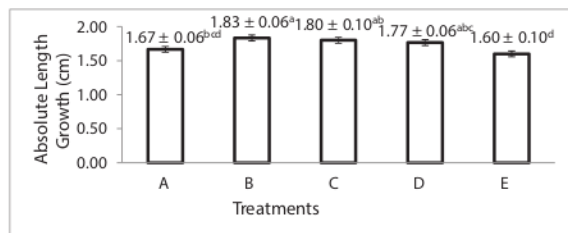


Fig. 2. Absolute length growth of Pacific white shrimp (*L. vannamei*) under different treatments.

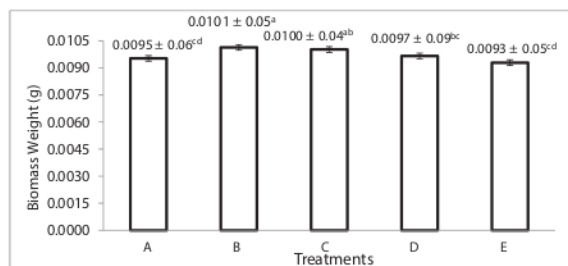


Fig. 3. Biomass weight values of Pacific white shrimp (*L. vannamei*) under different treatments.

3.2. Biomass weight

Our results showed that all treatments replacing *Artemia* sp. with *Phronima* sp. had a significant effect ($p < .05$) on the biomass weight of Pacific white shrimp. The biomass weights of each treatment are shown in Fig. 3.

Duncan's test showed that treatment B was significantly different from C, D, A, and E, and that treatment C was significantly different from A and E but not from D ($p < .05$). Treatment D was significantly different from A and E, whereas A was significantly different from E ($p < .05$). The highest (0.0101 g/day) and lowest (0.0093 g/day; 0.0008 g/day lower than the former value) biomass weights were found for treatments B and E.

3.3. Survival rate

The survival rates of Pacific white shrimp under different treatments are shown in Fig. 4. The data from all containers of each treatment were summed and then divided by 3. Our results showed that replacing *Artemia* sp. with *Phronima* sp. in the feeding used had no significant effect on the survival rate of PL15 Pacific white shrimp during the 30-day rearing period. Total survival rate was of 85–95%, whereas those of

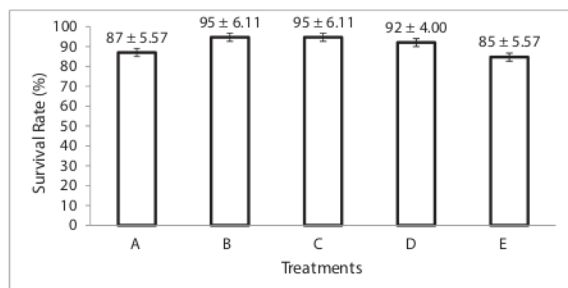


Fig. 4. Survival rate (%) of Pacific white shrimp (*L. vannamei*) under different treatments.

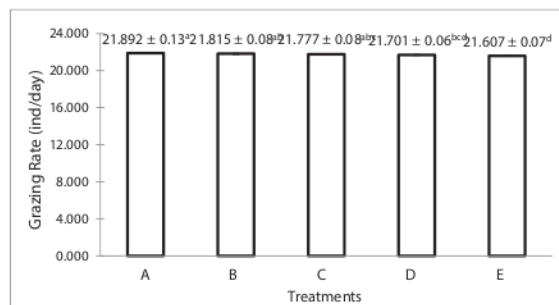


Fig. 5. Grazing rate in the culture of Pacific white shrimp (*L. vannamei*) under different treatments.

treatments A, B, C, D, and E were of 81–100%, 88–96%, 85–100%; 85–91%, and 80–90%, respectively. Treatments B and C had the highest survival rates, whereas treatment E had the lowest survival rate.

3.4. Grazing rate

The grazing rates of Pacific white shrimp under different treatments are shown in Fig. 5. Our results showed that all treatments had a significant effect ($p < .05$) on the grazing rate. The highest (21.889 ± 0.13 individuals/day) and lowest (21.607 ± 0.07 individuals/day) values were found for treatments A and E, respectively. Moreover, Duncan's test showed that treatment A was significantly different from B, C, D, and E; treatment B was not significantly different from treatment C, but it was significantly different from treatments D and E; treatment C was significantly different from D and E; and treatment D was significantly different from treatment E.

As shown in Table 5, the proximate analysis showed that the highest and lowest protein and fat contents were obtained in treatments B (63.75% protein and 8.24% fat) and E (50.26% protein and 5.04% fat), respectively. The fatty acid profiles are shown in Table 6; the highest fatty acid content was of EPA in treatment B (8.25%), whereas the lowest content was in treatment E (4.94%). The amino acid profiles are shown in Table 7; the highest amino acid content is that of lysine in treatment B (48.98 ppm), whereas the lowest is that of treatment E (30.59 ppm).

4. Discussion

In the present study, the growth rate of Pacific white shrimp under different feed treatments was evaluated by calculating RGR, absolute length growth, biomass weight, and grazing rate. The nutritional contents of natural feed using *Artemia* sp. and *Phronima* sp. were found to be suitable for the nutritional needs of Pacific white shrimp post-larvae. The protein contents of *Artemia* sp. and *Phronima* sp. natural feed were 48.87% and 40.26%, respectively; these values are both suitable for this shrimp species' post-larval growth according to Deslianti et al. (2016), who previously stated that a protein content of 30–50% is required for this species to grow and survive. Although *Artemia* sp. has a higher protein content than *Phronima* sp., it is also more expensive. A feed formulation that brings good growth rate results and is cost-effective should have a positive impact on aquaculture businesses worldwide.

Artemia sp. is one of the most common natural feeds used in shrimp larval cultures because of its high protein (52.19%), fat (14.75%), ash (11.2%), and crude fiber (1.73%) contents. However, the market price of 400 g *Artemia* sp. reaches Rp 850,000.00 (Herawati et al., 2014), which is quite expensive. In addition, *Artemia* sp. has to be imported from various countries to meet the demand in Indonesia. Finally, *Artemia* sp. is marketed in the form of preserved eggs or in cans, which results in higher prices and had limited supply on the market.

Table 5
Proximate analysis of post-larval Pacific shrimp (*L. vannamei*) under different treatments.

Treatments	Dry weight content				Crude fiber (%)
	Protein (%)	Carbohydrate (%)	Crude fat (%)	Ash (%)	
A	58.65 ± 0.09	13.07 ± 0.04	6.57 ± 0.02	15.93 ± 0.02	5.78 ± 0.03
B	63.75 ± 0.03	12.28 ± 0.03	8.24 ± 0.03	11.28 ± 0.03	4.45 ± 0.08
C	54.74 ± 0.02	11.87 ± 0.05	6.89 ± 0.02	21.31 ± 0.01	5.19 ± 0.05
D	53.67 ± 0.01	10.25 ± 0.02	6.40 ± 0.02	24.08 ± 0.06	5.60 ± 0.02
E	50.26 ± 0.05	12.55 ± 0.02	5.04 ± 0.04	26.52 ± 0.07	5.63 ± 0.06

Previous studies have focused on amphipods other than *Phronima* sp. that can be used as feed, such as caprellids, gammarids, and mysids in the cultivation of Cuttlefish (*Sepia officinalis*) and Octopus (*Octopus* sp.) (Baeza-Rojano et al., 2010; Baeza-Rojano et al., 2013).

Besides being economically advantageous for shrimp cultures, *Phronima* sp. also has an adequate nutritional content, as it contains unsaturated fatty acids (DHA and EPA) and high levels of protein (Moren et al., 2006; Herawati et al., 2020). Moreover, according to Fattah et al. (2014), Phronimidae increased Tiger shrimp production and generated a survival rate of approximately 70%, which shows that this group could be a health indicator.

The highest RGR (34.98%), absolute length growth (1.83 cm), and biomass weight (0.0101 g) were found in treatment B; this may be explained by this treatment having more than one type of feed source, which means that the shrimp received a larger variety of nutrients. Shrimp with a natural combination of *Artemia* sp. and *Phronima* sp. had a high growth rate, which is because of the similar but complementary nutritional composition of *Artemia* sp. and *Phronima* sp., as previously described by Nofiyanti et al. (2014). A variety of natural feed types (including phytoplankton and zooplankton) regarding size and nutritional content should meet the shrimp larvae's nutritional requirements. Panjaitan et al. (2014), for instance, reported satisfactory results for Pacific white shrimp fed with mixed plankton.

Riani et al. (2012) defined growth as the increase in size, length, or weight over time. Growth results from the mitotic division of cells with input from energy and proteins derived from feed. Feeding using *Artemia* sp. and *Phronima* sp. had a significant effect on the growth and biomass of the shrimp, especially when a combination of both amphipods was used. Previous studies have suggested that EPA, DHA, fatty acid, and amino acid deficiencies affect growth and biomass weight. Santoso, I. (2006), for instance, argued that EPA and DHA assist in the maintenance of shrimp survival and accelerate growth. Nuhman (2008) also suggested that shrimp grow when they can obtain the required energy.

RGR, absolute length growth, and biomass weight were lowest in treatment E; this treatment consisted exclusively of *Phronima* sp., which has a protein content lower than that of *Artemia* sp. and may have not reached the shrimp's nutritional requirements. Moreover, *Phronima* sp.

typically attaches to aeration stones, which makes it difficult for the shrimp to eat it. However, it has higher amino acid content and EPA and DHA levels compared to *Artemia* sp. In addition, *Phronima* sp. is easier to maintain and its size is adequate for the shrimp's mouth gap. After the shrimp eats, the ingested feed is digested, metabolized, and the nutrients are used for development and movement. Prawira (2017) stated that proteins are needed by fish to produce energy and for growth. Proteins are the primary energy source that provides the amino acids required by fish.

In the present study, treatment B had better results than those of treatments C and D. Nuhman (2008) stated that the dose of components of the feed is a factor that must be considered in feed management as it plays an important role in the effectiveness of feed usage. The daily grazing rate shows the number of *Artemia* sp. and *Phronima* sp. that were fed consumed by the shrimp, along with the increasing size of the Pacific white shrimp. The use of natural feed is believed to indirectly affect the growth rate of Pacific white shrimp.

The highest grazing rate was found for treatment A (21.892 individuals/day), because most of the food in this treatment was ingested by the shrimp. However, the highest growth rates were obtained using a combination of *Phronima* sp. and *Artemia* sp. This is because the EPA (7.53%) and DHA (1.09%) levels in *Phronima* sp. were higher than those in *Artemia* sp. Santoso, I. (2006) stated that the high content of fatty acids in the feed accelerates the growth of shrimp during the aquaculture. Herawati et al. (2020) also stated that the protein contained in feed will affect shrimp growth. Feed with optimal protein content will produce maximum growth.

The highest protein (63.75%) and fat (8.24%) contents were found in treatment B, whereas the lowest ones (50.26% and 5.04%, respectively) were in E. Furthermore, the highest EPA level (8.25%) was found in B, whereas the best fatty acid profile was found in E (4.94%). Monounsaturated fatty acids and polyunsaturated fatty acids, including the omega-3 fatty acids EPA and DHA, play a role in reducing triacylglycerol levels and increasing the excretion process, besides increasing cell membrane fluidity, forming eicosanoids that reduce platelets, and playing an important role in brain and retinal development (Sinclair, 1993)

Lysine was dominant in the amino acid profile of treatment B

Table 6
Fatty acid profiles of post-larval Pacific shrimp (*L. vannamei*) under different treatments.

Fatty acid profile (%)	Treatments				
	A	B	C	D	E
Myristic	2.81 ± 0.05	3.68 ± 0.09	2.51 ± 0.02	1.50 ± 0.05	1.49 ± 0.04
Pentadecanoic	1.19 ± 0.06	2.25 ± 0.08	0.17 ± 0.304	1.08 ± 0.02	2.18 ± 0.06
Palmitic	6.14 ± 0.09	8.09 ± 0.04	4.97 ± 0.08	4.12 ± 0.01	4.09 ± 0.08
Stearic	2.71 ± 0.07	3.11 ± 0.09	1.52 ± 0.03	2.08 ± 0.05	1.65 ± 0.02
Oleic/ω9	3.07 ± 0.02	5.91 ± 0.01	3.89 ± 0.08	2.55 ± 0.03	1.95 ± 0.03
Linoleic/ω6	4.83 ± 0.09	5.37 ± 0.02	3.49 ± 0.07	3.75 ± 0.02	2.46 ± 0.07
Linolenic/ω3	3.54 ± 0.05	4.32 ± 0.01	2.39 ± 0.03	2.56 ± 0.07	2.38 ± 0.09
Arachidic	2.30 ± 0.08	4.05 ± 0.03	2.02 ± 0.04	2.25 ± 0.05	2.83 ± 0.02
Arachidonic	2.07 ± 0.02	2.13 ± 0.08	0.15 ± 0.02	0.06 ± 0.08	0.15 ± 0.05
DHA	1.83 ± 0.05	5.07 ± 0.03	1.07 ± 0.01	1.39 ± 0.08	1.08 ± 0.04
EPA	6.05 ± 0.02	8.25 ± 0.08	5.68 ± 0.02	5.03 ± 0.05	4.94 ± 0.07

Table 7
Amino acid profiles of post-larval Pacific shrimp (*L. vannamei*) under different treatments.

Amino Acid (ppm)	Treatments				
	A	B	C	D	E
Aspartic acid	14.18 ± 0.09	15.19 ± 0.09	13.06 ± 0.06	13.98 ± 0.04	11.85 ± 0.05
Serine	11.46 ± 0.09	19.03 ± 0.03	17.10 ± 0.01	17.23 ± 0.07	14.76 ± 0.02
Glutamic acid	4.16 ± 0.08	18.19 ± 0.03	12.26 ± 0.05	14.20 ± 0.01	57.36 ± 0.07
Glycine	12.98 ± 0.05	19.03 ± 0.06	16.26 ± 0.07	17.90 ± 0.09	17.33 ± 0.02
Histidine	13.79 ± 0.11	18.90 ± 0.09	13.80 ± 0.05	14.75 ± 0.08	8.65 ± 0.03
Arginine	16.27 ± 0.02	24.36 ± 0.08	21.67 ± 0.07	22.56 ± 0.02	20.85 ± 0.07
Threonine	14.43 ± 0.04	21.78 ± 0.06	17.89 ± 0.09	18.96 ± 0.08	18.47 ± 0.07
Alanine	12.17 ± 0.03	23.20 ± 0.09	18.95 ± 0.08	20.23 ± 0.09	32.51 ± 0.01
Proline	12.84 ± 0.03	25.87 ± 0.07	23.75 ± 0.09	24.92 ± 0.01	18.08 ± 0.09
Valine	25.73 ± 0.08	28.83 ± 0.03	22.90 ± 0.04	25.99 ± 0.08	20.72 ± 0.03
Methionine	32.88 ± 0.03	37.10 ± 0.05	33.09 ± 0.03	29.98 ± 0.03	30.89 ± 0.06
Lysine	44.09 ± 0.03	48.98 ± 0.03	35.20 ± 0.04	34.98 ± 0.05	30.59 ± 0.06
Isoleucine	11.16 ± 0.08	15.23 ± 0.02	13.09 ± 0.02	13.99 ± 0.03	18.87 ± 0.02
Leucine	9.23 ± 0.02	13.25 ± 0.03	11.38 ± 0.01	12.57 ± 0.01	31.47 ± 0.05
Phenylalanine	10.06 ± 0.07	15.98 ± 0.01	12.98 ± 0.09	14.96 ± 0.06	14.41 ± 0.07

(48.98 ppm), whereas treatment E had the amino acid profile with the lowest value (30.59 ppm). Ovie and Ovie (2006), Valverde et al. (2013), and Herawati and Hutabarat (2015) stated that lysine participates in the formation of vitamin B1 and antibodies, assists the absorption of calcium, stimulates appetite, and helps in the production of carnitine to convert fatty acids into energy.

The 95% survival rate is believed to result from the high protein feed provided to the shrimp. Other factors of the culture medium may also support survival and reduce stress. Pratiwi (2017), for instance, stated that the factors that most influence the survival rate of Pacific white shrimp larvae are water quality and feed quality. Feed availability during the maintenance period can also affect survival rate. Herawati and Hutabarat (2015) stated that, if the feed is chosen according to nutrient content and size (i.e., considering the larval mouth gap), it can increase shrimp growth and survival.

13 Declaration of Competing Interest

We declare that there is no potential conflict of interest among authors, and as the corresponding author, I agree all the terms mentioned on the journal.

6 Acknowledgment

This research was funded by the Directorate of Research and Community Service, Directorate General of Strengthening for Research and Development, The Ministry of Research, Technology, and Higher Education of The Republic of Indonesia under grant number of 257-42/UN7.6.1/PP/2020

References

Agustina, H., Yulisman and Mirna F., 2015. Feeding time period and different types of feed to improve survival rate and growth of fish pond larvae (*Helostoma temminckii* C.V). Indone. Swamp Aquac. J. 3 (1), 94–103.

AOAC, 2005. Official Methods of Analysis 18th ed. Arlington, V.A Association of Official Analytical Chemist. pp. 806–842.

Baeza-Rojano, E., García, S., Garrido, D., Guerra-García, J.M., Domingues, P., 2010. Use of amphipods as alternative prey to culture cuttlefish (*Sepia officinalis*) hatchlings. Aquaculture 300 (1–4), 243–246.

Baeza-Rojano, E., Domingues, P., Guerra-García, J.M., Capella, S., Noreña-Barroso, E., Caamal-Monsreal, C., Rosas, C., 2013. Marine gammarids (Crustacea: Amphipoda): a new live prey to culture Octopus maya hatchlings. Aquac. Res. 44 (10), 1602–1612.

Dalpadado, P., Bogstad, B., 2004. Diet of juvenile cod (age 0–2) in the Barents Sea in relation to food availability and cod growth. Polar Biol. 27 (3), 140–154.

Deslianti, B., Agus, K., Wellem, H.M., 2016. Study on the use of Indian Scud (*Decapentrus russelli*) flour with tuna (*Euthynnus affinis*) flour in feed against juvenile Pacific white shrimp (*Litopenaeus vannamei*) digestion. Aquatic Media. 1 (4), 261–269.

Fattah, M.H., Saenong, M., Asbar and St Rahbiah B., 2014. Production of endemic microcrustacean *Phronima Suppa* (*Phronima* sp.) to substitute *Artemia salina* in tiger

prawn cultivation. J. Aquac. 5 (5), 1–5.

Guerra-García, J.M., Hachero-Cruzado, I., González-Romero, P., Jiménez-Prada, P., Cassell, C., Ros, M., 2016. Towards integrated multi-trophic aquaculture: lessons from caprellids (Crustacea: Amphipoda). PLoS one 11 (4) e0154776.

Herawati, V.E., Hutabarat, J., 2015. Growth analysis; survival and production of Pacific white Shrimp Biomass Larvae by *Artemia* sp. Local Products Enriched with *Chaetoceros calcitrans* and *Skeletonema costatum*. PENA Aquatic J. 22.

Herawati, V.E., Hutabarat, J., Radjasa, O.K., 2014. Nutritional content of *Artemia* sp. fed with *Chaetoceros calcitrans* and *Skeletonema costatum*. HAYATI J. Biosci. 21 (4), 166–172.

Herawati, V.E., Nugroho, R.A., Pinandoyo Hutabarat, J., Prayitno, B., Kamaradja, O., 2018. The growth performance and nutrient quality of Asian swamp eel *Monopterus albus* in Central Java Indonesia in a freshwater aquaculture system with different feeds. J. Aquatic Food Product Technol. 27 (6), 658–666.

Herawati, V.E., Pinandoyo, P., Rismaningsih, N., Darmanto, D., Hutabarat, J., Radjasa, O.K., 2020. The effect of probiotic bacteria in culture media using organic fertilizer for population density, biomass production and nutrient quality of *Phronima* sp. as natural feed. Aquac. Res. 51 (2), 836–843.

Jiménez-Prada, P., Hachero-Cruzado, I., Giráldez, I., Fernández-Díaz, C., Vilas, C., Cañavate, J.P., Guerra-García, J.M., 2018. Crustacean amphipods from marsh ponds: a nutritious feed resource with potential for application in integrated multi-trophic aquaculture. PeerJ 6 (p.e4194).

Moren, M., Suontama, J., Hemre, G.I., Karlson, Ø., Olsen, R.E., Mundheim, H., Julshamn, K., 2006. Element concentrations in meals from krill and amphipods, —possible alternative protein sources in complete diets for farmed fish. Aquaculture 261 (1), 174–181.

Nofiyanti, V.R., Subandiyono, Suminto, 2014. Application of feeding regimes that are different about the level of natural feed consumption, growth and survival of tiger shrimp larvae (*Penaeus monodon*). J. Aquac. Manag. Technol. 3 (4), 49–57.

Nuhman, 2008. The influence of feed percentage on the survival and growth rate of *Vannamei* shrimp (*Litopenaeus vannamei*). Period. Sci. Fish. 3 (1), 35–39.

Ovie, S.I., Ovie, S.O., 2006. Moisture, Protein, and Amino Acid Contents of Three Freshwater Zooplankton Used as Feed for Aquacultured Larvae and Postlarvae.

Panjiatjan, A.S., Hadie, W., Harijati, S., 2014. Rearing of Pacific white shrimp (*Litopenaeus vannamei*) larvae by providing different types of phytoplankton. J. Fish. Marine Manag. 1 (1), 12.

Prawira, M.A., 2017. Evaluation of substitution of fish meal with catfish head flour in feed on growth and efficiency of utilization of juvenile feed of Pacific white shrimp (*Litopenaeus vannamei*). J. Sci. Aquac. Technol. 1 (1), 1–10.

Purba, C.Y., 2012. Growth performance, survival rate, and nutrient content of Pacific white shrimp larvae (*Litopenaeus vannamei*) through *Artemia* feeding local products enriched with diatom cells. J. Aquac. Manag. Technol. 1 (1), 102–115.

Rakhfid, A., Halida, Wa Ode, Rochmady, Fendi, 2018. Probiotic application for growth and survival of Pacific white shrimp *Litopenaeus vannamei* in different stocking density. J. Aquac. 2 (2), 41–48.

Riani, H., Rosita, R., Lili, W., 2012. The effect of feed reduction on growth of PL-21 Pacific white (*Litopenaeus vannamei*) shrimp given biofloc. J. Fish. Marit. Aff. 3 (3), 207–211.

Santoso, I., 2006. Effects of *Artemia* Nauplii feeding enriched with squalen at different doses of growth and survival of juvenile seahorses. J. Fish. Sci. 2 (1), 83–93.

Sinclair, J., 1993. The nutritional significance of Omega-3 Polyunsaturated fatty acid for human. ASEAN Food J. 8 (1), 3–13.

Steffens, W., 1989. Principle of Fish Nutrition. Ellis Horwood Limited, West Sussex, England (384 p).

Syukri, M., Ilham, M., 2016. Effect of salinity on the survival and growth of tiger shrimp larvae (*Penaeus monodon*). Galung Trop. J. 5 (2), 86–96.

Tahe, S., Hidayat, S.S., 2011. Growth and survival rate of Pacific white shrimp (*Litopenaeus vannamei*) with different feed combinations in controlled containers. J. Aquac. Res. 6 (1), 31–40.

Valverde, J.C., Martínez-Llorens, S., Vidal, A.T., Jover, M., Rodríguez, C., Estefanel, J., Gairín, J.I., Domingues, P.M., Rodríguez, C.J., García, B.G., 2013. Amino acids

- composition and protein quality evaluation of marine species and meals for feed formulations in cephalopods. *Aquac. Int.* 21 (2), 413–433.
- Widiastuti, R., Hutabarat, J., Herawati, V.E., 2012. The effect of different natural feed uses (*Skeletonema costatum* and *Chaetoceros gracilis*) on the growth of absolute biomass and the nutritional content of *Artemia* sp. *Local. J. Aquac. Manag. Technol.* 1 (1), 236–248.
- Wyban, J.A., Sweeney, J.N., 1991. *The Oceanic Institute Shrimp Manual: Intensive Shrimp Production Technology*. The Oceanic Institute, Hawaii.
- Zonneveld, N., Huisman, E.A., Boon, J.H., 1991. *Principles of Fish Culture*. PT Gramedia Pustaka Utama, Jakarta (318 pages).

Effect of feeding with Phronima sp. on growth, survival rate and nutrient

ORIGINALITY REPORT

11 %
SIMILARITY INDEX

%
INTERNET SOURCES

11 %
PUBLICATIONS

%
STUDENT PAPERS

PRIMARY SOURCES

1 Istiyanto Samidjan, Safar Dody, Diana Rachmawati. " Technology engineering of rearing red tilapia saline fed on artificial diet enriched with protease enzymes in an eroded brackish water pond ", IOP Conference Series: Earth and Environmental Science, 2019 **1** %
Publication

2 Vivi Endar Herawati, Ristiawan Agung Nugroho, Pinandoyo, YS Darmanto, Johannes Hutabarat. " The Effect of Fermentation Time with Probiotic Bacteria on Organic Fertilizer as Cultured Medium towards Nutrient Quality, Biomass Production and Growth Performance Enhancement ", IOP Conference Series: Earth and Environmental Science, 2018 **1** %
Publication

3 "Basic and Applied Zooplankton Biology", Springer Science and Business Media LLC, 2019 **1** %
Publication

4

Caili, F.. "Some properties of an acidic protein-bound polysaccharide from the fruit of pumpkin", Food Chemistry, 2007

Publication

1 %

5

Hamsah ., Widanarni ., Alimuddin ., Munti Yuhana, M. Zairin Junior. "Bacterial Population, Activity of Enzymes and Growth Rate of Pacific White Shrimp Larvae Administered Pseudoalteromonas piscicida and Mannan-oligosaccharides through Bioencapsulation of Artemia sp.", Research Journal of Microbiology, 2017

Publication

1 %

6

Budi Utami Fahnun, A. Benny Mutiara, Eri Prasetyo Wibowo, Johan Harlan, Apriyadi Abdullah, Muhammad Abdul Latief. "Filtering Techniques for Noise Reduction in Liver Ultrasound Images", 2018 2nd East Indonesia Conference on Computer and Information Technology (EIconCIT), 2018

Publication

1 %

7

Joseph C. O'Kelley. "BLUE AND GREEN LIGHT EFFECTS, AND THEIR PHOTOREVERSIBILITY, UPON ZOOSPORE PRODUCTION AND THE SYNCHRONIZED CYCLE IN PROTOSIPHON BOTRYOIDES KLEBS", Photochemistry and Photobiology, 7/1974

Publication

1 %

8

L Anna, Muhammadar, I Sahidhir. " The effect of probiotics (RABAL) on application in diet with different doses on growth, survival and feed conversion of Barramundi () ", IOP Conference Series: Earth and Environmental Science, 2019

Publication

<1 %

9

Phennapa Promthale, Boonsirm Withyachumnarnkul, Peter Bossier, Kanokpan Wongprasert. "Nutritional value of the amphipod Bemlos quadrimanus sp. grown in shrimp biofloc ponds as influenced by different carbon sources", Aquaculture, 2020

Publication

<1 %

10

Vivi Endar Herawati, R A Nugroho, Pinandoyo, Johannes Hutabarat. " Nutritional value content, biomass production and growth performance of cultured with different animal wastes resulted from probiotic bacteria fermentation ", IOP Conference Series: Earth and Environmental Science, 2017

Publication

<1 %

11

Muhammad Yusri Karim, Khairul Amri, Hasni Yulianti Azis, Nurfadilah, Alimuddin, Zainal Usman. "THE EFFECT OF DENSITY TO THE SURVIVAL RATE, GROWTH AND BIOCHEMICAL COMPOSITION OF FEMALE MANGROVE CRAB (SCYLLA OLIVACEA) CULTIVATED WITH

<1 %

SILVOFISHERY SYSTEM", International Journal of Research -GRANTHAALAYAH, 2020

Publication

12

Sarjito, S B Prayitno, N T Kusuma, Desrina. "The potential of mixed epibiotic (binahong leaves, , and garlic, , extracts) as a feed additive to combat infection on catfish ()", Journal of Physics: Conference Series, 2020

Publication

13

Gnanasekaran Dineshbabu, Gargi Goswami, Ratan Kumar, Ankan Sinha, Debasish Das. "Microalgae-nutritious, sustainable aqua- and animal feed source", Journal of Functional Foods, 2019

Publication

14

Hadi Jamali, Ahmad Imani, Daruosh Abdollahi, Reza Roozbehfar, Amin Isari. "Use of Probiotic Bacillus spp. in Rotifer (Brachionus plicatilis) and Artemia (Artemia urmiana) Enrichment: Effects on Growth and Survival of Pacific White Shrimp, Litopenaeus vannamei, Larvae", Probiotics and Antimicrobial Proteins, 2015

Publication

15

Jorge Arturo Vargas-Abúndez, Humberto Ivan López-Vázquez, Maite Mascaró, Gemma Leticia Martínez-Moreno, Nuno Simões. "Marine amphipods as a new live prey for

<1 %

<1 %

<1 %

<1 %

ornamental aquaculture: exploring the potential of and ", PeerJ, 2021

Publication

16

Keren Scher, Ellina Kesselman, Eyal Shimoni, Sima Yaron. " Morphological analysis of young and old pellicles of Typhimurium ", Biofouling, 2007

Publication

<1 %

17

Olivier Malaise, Biserka Relic, Edith Charlier, Mustapha Zeddou et al. "Glucocorticoid-induced leucine zipper (GILZ) is involved in glucocorticoid-induced and mineralocorticoid-induced leptin production by osteoarthritis synovial fibroblasts", Arthritis Research & Therapy, 2016

Publication

<1 %

18

P. Jiménez-Prada, I. Hachero-Cruzado, J. M. Guerra-García. "Aquaculture waste as food for amphipods: the case of Gammarus insensibilis in marsh ponds from southern Spain", Aquaculture International, 2020

Publication

<1 %

19

I P Zainiyah, Rozi, W H Satyantini, A M Sahidu. " The effect of giving cake artificial feed on the survival rate, and growth of Common carp () larva in an Installation of Freshwater Culture (IBAT) in Punten, Batu. ", IOP Conference Series: Earth and Environmental Science, 2019

Publication

<1 %

20

F.G. Owodeinde, P.E. Ndimele, M.A. Anetekhai. "Reproductive, Growth Performance and Nutrient Utilization of *Heterobranchus bidorsalis* (Geoffroy, 1809) and its Hybrid "Clariabanchus" Induced with Synthetic Hormone and Pituitary Gland of *Heterobranchus bidorsalis*", International Journal of Zoological Research, 2011

Publication

<1 %

21

Septi Nur Azizah, Titik Susilowati, Tristiana Yuniarti, Dicky Harwanto, Fajar Basuki. " The Effect of Different Stocking Density of Eggs on The Production of Sangkuriang Catfish Seeds (*Burchell 1822*) by Using Filtration System ", IOP Conference Series: Earth and Environmental Science, 2019

Publication

<1 %

22

D F Putra, T N Trisyahdar, I Dewiyanti, A A Muhammadar. " Effect of enhanced Artemia with gamat emulsion on growth performance and survival rate of white shrimp larvae ", IOP Conference Series: Earth and Environmental Science, 2018

Publication

<1 %

23

Abdul Rakhfid, Wa Ode Halida, Rochmady Rochmady, Fendi Fendi. "Probiotic application for growth and survival rate of vaname shrimp *Litopenaeus vannamei* with different

<1 %

density", *Akuatikisile: Jurnal Akuakultur, Pesisir dan Pulau-Pulau Kecil*, 2018

Publication

24

Eko Nurcahya Dewi, Ulfah Amalia, Maizirwan Mel. "The Effect of Different Treatments to the Amino Acid Contents of Micro Algae *Spirulina sp.*", *Aquatic Procedia*, 2016

Publication

25

Istiyanto Samidjan, Diana Rachmawati. "Improving on Polyculture Eels () and Nile Tilapia () Using Artificial Feed for Growth and Survival Rate ", *IOP Conference Series: Earth and Environmental Science*, 2019

Publication

26

Vivi Endar Herawati, Johannes Hutabarat, Pinandoyo, Ocky Karna Radjasa. "Growth and Survival Rate of Tilapia (*Oreochromis niloticus*) Larvae Fed by *Daphnia magna* Cultured With Organic Fertilizer Resulted From Probiotic Bacteria Fermentation", *HAYATI Journal of Biosciences*, 2015

Publication

27

O. T. OKUSANYA. "The Effects of Light and Temperature on Germination and Growth of *Luffa aegyptiaca*", *Physiologia Plantarum*, 12/1978

Publication

<1 %

<1 %

<1 %

<1 %

28

Rungrassamee, Wanilada, Yutthana Kingcha, Yanee Srimarut, Sawarot Maibunkaew, Nitsara Karoonuthaisiri, and Wonnop Visessanguan. "Mannooligosaccharides from copra meal improves survival of the Pacific white shrimp (*Litopenaeus vannamei*) after exposure to *Vibrio harveyi*", *Aquaculture*, 2014.

Publication

<1 %

29

Phennapa Promthale, Boonsirm Withyachumnarnkul, Peter Bossier, Kanokpan Wongprasert. "Nutritional value of the amphipod *Bemlos quadrimanus* sp. grown in shrimp biofloc ponds as influenced by different carbon sources", *Aquaculture*, 2021

Publication

<1 %

30

Ambariyanto. "Conserving endangered marine organisms: causes, trends and challenges", *IOP Conference Series: Earth and Environmental Science*, 2017

Publication

<1 %

31

Idil Ardi, Eri Setiadi, Anang Hari Kristanto, Ani Widiyati. "SALINITAS OPTIMAL UNTUK PENDEDERAN BENIH IKAN BETUTU (*Oxyeleotris marmorata*)", *Jurnal Riset Akuakultur*, 2017

Publication

<1 %

32

Martha Daviglus, Judy Sheeshka, Elaine Murkin. "Health Benefits from Eating Fish", Comments on Toxicology, 2010

Publication

<1 %

33

Nejib Guizani, Mohammad Shafiur Rahman, Mohamed Hamad Al-Ruzeiqi, Jamal Nasser Al-Sabahi, Sithara Sureshchandran. "Effects of brine concentration on lipid oxidation and fatty acids profile of hot smoked tuna (Thunnus albacares) stored at refrigerated temperature", Journal of Food Science and Technology, 2011

Publication

<1 %

34

Silvio Peixoto. "Comparative Analysis of Pink Shrimp, *Farfantepenaeus paulensis*, and Pacific White Shrimp, *Litopenaeus vannamei*, Culture in Extreme Southern Brazil", Journal of Applied Aquaculture, 01/01/2003

Publication

<1 %

35

"Cephalopod Culture", Springer Science and Business Media LLC, 2014

Publication

<1 %

36

Pablo Jiménez-Prada, Ismael Hachero-Cruzado, Inmaculada Giráldez, Catalina Fernández-Díaz et al. "Crustacean amphipods from marsh ponds: a nutritious feed resource with potential for application in Integrated Multi-Trophic Aquaculture", PeerJ, 2018

<1 %

37

VIVI ENDAR HERAWATI, JOHANNES
HUTABARAT, OCKY KARNA RADJASA.

<1 %

"Nutritional Content of Artemia sp. Fed with
Chaetoceros calcitrans and Skeletonema
costatum", HAYATI Journal of Biosciences,
2014

Publication

Exclude quotes On

Exclude matches Off

Exclude bibliography On