

Effects of drying temperature and relative humidity on the quality of dried onion slice

by Setia Budi Sasongko

Submission date: 13-Jul-2020 07:53AM (UTC+0700)

Submission ID: 1356681251

File name: 1-s2.0-S2405844020311828-main.pdf (1.63M)

Word count: 7172

Character count: 36222



Research article

Effects of drying temperature and relative humidity on the quality of dried onion slice



Setia Budi Sasongko^{*}, H. Hadiyanto, Mohamad Djaeni, Arninda Mahar Perdanianti, Febiani Dwi Utari

¹¹ Department of Chemical Engineering, Faculty of Engineering, Diponegoro University, Jl Prof. H. Soedarto, SH, Tembalang, Semarang, 50275, Indonesia

ARTICLE INFO

Keywords:

Food science
Food technology
Degradation kinetics
Onion slice
Phenolic compounds

ABSTRACT

Onion, a very common season ingredient, is useful as an antioxidant and optimal conditions are required for its drying while ensuring the best quality is retained. This study evaluated the effect of drying temperatures and relative humidity on both drying rate and onion quality. Onions with an average diameter of 20.125 ± 0.025 mm were peeled and sliced into a thickness of 1.233 ± 0.029 mm. They were then dried for 120 min under various temperatures ranging from 40 to 70 °C. Both moisture content and total phenolic compounds were measured and analyzed as responses, and the data obtained were used for estimating the kinetic parameters of drying rate and total phenolic compounds degradation. The results show that the drying kinetics followed Fick's model. Moreover, the total phenolic compounds degradation can be properly expressed using a first-order reaction model, and the optimization using response surface method revealed that the optimum conditions of onion slice drying were achieved at 49.6 °C and relative humidity of 0.65%. These conditions can significantly reduce drying time with phenolic compounds retention of up to 96%.

1. Introduction

Onion, which is primarily used as a seasoning ingredient in several countries, is one of the most popular vegetables containing various beneficial chemical compounds such as fibers, vitamins, organic acids, phenolic compounds, and other antioxidants (Mitra et al., 2012). Phenolic compounds in onion comprise gallic acid, ferulic acid, protocatechuic acid, quercetin, and kaempferol (Cheng et al., 2013; Pérez-Gregorio et al., 2010; Singh et al., 2009), with gallic acid and quercetin being important compounds that have antiallergic, antioxidant, anti-inflammatory, antihyperglycemic, anti-lipid peroxidative, and antimicrobial properties (Balasundram et al., 2006; Cheng et al., 2013; Mitra et al., 2012). The mean daily intake of phenolic compounds is ~1756 mg (Grosso et al., 2014), which can be partially obtained by onion consumption. Phenolic compounds are highly influenced by temperature change; thus, to retain these compounds, appropriate postharvest treatments and onion storage are necessary.

Drying is one of the postharvest treatments for onion; for this process, water content is removed by introducing heat (Djaeni et al., 2014; Sharma et al., 2005). Harvested onion contains high moisture content of >80% (Asiah et al., 2017) that can be reduced to 10% or below by

drying, which in turn increases storage life. Nevertheless, excessive drying can affect the stability of phenolic compounds and lead to the degradation of antioxidant compounds in onion (Kim et al., 2018). Furthermore, drying can reduce vitamin C, color, and other ingredients because of the introduction of excessive heat (Mota et al., 2010). In certain cases, in terms of energy usage, drying is inefficient (Haque and Somerville, 2013). At present, convective drying is mostly used for onion drying. To minimize energy cost, convective method via direct sun drying can be an alternative; however, it takes long drying time and is weather dependent because it requires ambient air conditions. At relatively high humidity (such as in wet season), products cannot be completely dried because of sorption isotherm characteristics.

One of the alternatives to maintain the onion quality is using an air dehumidification dryer (Djaeni et al., 2011; Zhang et al., 2007) where water content in ambient air as a drying medium is reduced by adsorptive materials such as zeolite (Djaeni et al., 2011). Note that air with a low relative humidity could enhance the drying rate at low temperature (Djaeni and van Bortel, 2009), and therefore product quality such as nutrition and active compounds can be retained. The drying system demonstrated a good result for onion (Asiah et al., 2017) and for several

^{*} Corresponding author.

E-mail address: sbudisas@live.undip.ac.id (S.B. Sasongko).

⁸² <https://doi.org/10.1016/j.heliyon.2020.e04338>

Received 19 February 2020; Received in revised form 12 April 2020; Accepted 24 June 2020

2405-8440/© 2020 The Authors. Published by Elsevier Ltd. This is an open access article under the CC BY license (<http://creativecommons.org/licenses/by/4.0/>).

other agricultural products such as wheat (Osorio-Revilla et al., 2006), roselle (Djaeni et al., 2018), and paddy (Utari et al., 2017).

Previously, studies investigated onion drying characteristics and its kinetics using different methods and under various treatments (Asiah et al., 2017; Bebartha et al., 2014; Demiray et al., 2017; Revaskar et al., 2014). Furthermore, the chemical components of onion have been studied under different process treatments (Edith et al., 2018; Sharma et al., 2015). For all cases, at higher temperature, components such as phenolic compounds can be potentially degraded. As per these facts, a comprehensive study to determine the optimum drying condition of onion is important by investigating the effect of drying temperature and relative humidity on drying time and retention of onion components such as total phenolic compounds. This study's results are beneficial for postharvest treatment of onion.

2. Materials and methods

2.1. Materials

Fresh onions of Bima variety (*Allium cepa*) having a moisture content of 83.0% (wet basis) or 4.88 kg water/kg dry solid (dry basis) were cultivated in Brebes, Central Java, Indonesia, and harvested during the wet season (April 2019). Gallic acid standard (purity 99.0% p.a., Merck, Germany), Folin-Ciocalteu reagent, Na₂CO₃ (2M), and ethanol (96%) were obtained from Merck, Germany, and used for analyzing total phenolic compounds in onion using a Shimadzu UV-Vis spectrophotometer (UV1800; Shimadzu Corporation, Kyoto, Japan).

2.2. Methods

Figure 1 shows the schematic of the research method that was used. Briefly, the method has four main steps: drying of onion slice under various temperatures (40, 50, 60, and 70 °C), determination of moisture and total phenolic compounds contents, kinetic model development, and

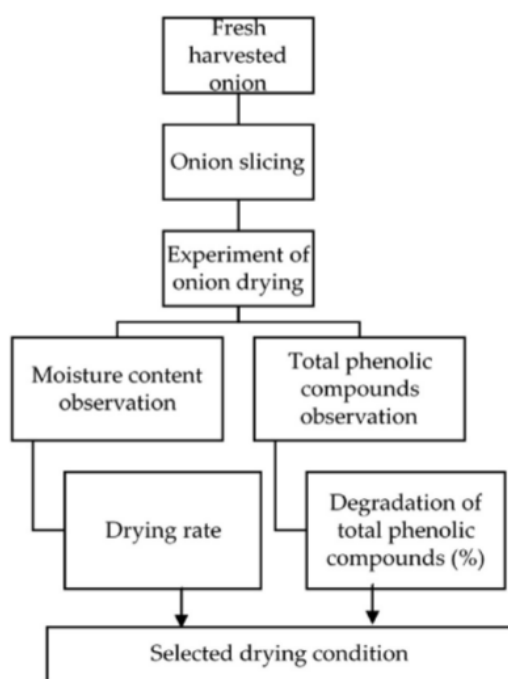


Figure 1. The schematic diagram of research.

selection of optimal drying conditions. Note that, using experimental data, the kinetic model was validated.

2.3. Onion drying

Fresh onions having an average diameter of 20.125 ± 0.025 mm were peeled and sliced into a thickness of 1.233 ± 0.029 mm using a SpeedyMando slicer (Tupperware, Indonesia). They were then placed in a tray dryer using a thermocontroller. Figure 2 shows the schematic of the tray dryer. Air at room temperature of 30 °C and relative humidity of 75%–80% (measured by KW0600561, Krisbow®, Indonesia presented as T-RH) was supplied via a dehumidification column containing Zeolite 3A (provided by Zeochem) to reduce moisture content. Consequently, depending on the zeolite amount, the relative humidity of air can be kept low to a certain value (Djaeni et al., 2011). Then, air was heated to 40 °C and used for onion slice drying for 120 min (7200 s). Using an anemometer (KW0600562, Krisbow®, Indonesia), the linear velocity of air in pipe with an ID of 0.085 m was measured (~ 7 m s⁻¹), which resulted in an air velocity of 0.54 m s⁻¹ in the drying chamber (cross-sectional area = 0.15 m²). The moisture content in onion was measured every 10 min (600 s); however, the total phenolic compounds expressed as gallic acid equivalent were analyzed every 30 min (1800 s). These steps were then repeated for the drying temperatures of 50 °C, 60 °C, and 70 °C.

2.4. Kinetic model of onion drying

The kinetic model of onion drying was considered based on effective moisture diffusivity D_e (in square meters per second). This parameter can be derived using Fick's model (Ghazanfari et al., 2006). By assuming that an onion slice is a slab with a thickness L , Fick's model can be expressed as follows:

$$MR_t = \frac{8}{\pi^2} \exp\left(\frac{-\pi^2 D_e t}{4L^2}\right) \quad (1)$$

The moisture ratio MR_t as a function of time was calculated using Eq. (2):

$$MR_t = \frac{(M_t - M_e)}{(M_0 - M_e)} \quad (2)$$

where M_t is the moisture content at the time of measurement, M_0 is the initial moisture content at time 0, and M_e is the equilibrium moisture content. M_t , M_0 , and M_e are expressed in kilograms of water per kilogram of dry solid. Moreover, as shown in Eq. (3), the equilibrium moisture content was calculated using the modified Henderson model (Viswanathan et al., 2003):

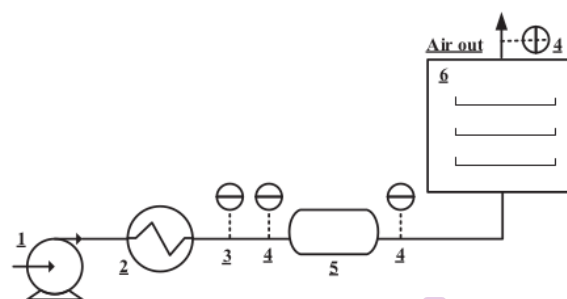


Figure 2. The schematic of laboratory tray dryer system: 1. Blower; 2. Heater; 3. Anemometer; 4. Temperature and relative humidity sensor (T-RH); 5. Dehumidification column and 6. Tray dryer.

$$1 - H_R = \exp(-A(T_C + C) m_e B) \quad (3)$$

$$M_e = \frac{(m_e)}{(100)} \quad (4)$$

where H_R is the relative humidity in decimal; A , B , and C are the equation constants with values equal to 3.6×10^{-5} , 2.48, and 10.87, respectively (Viswanathan et al., 2003); T_C is the drying temperature (in degrees Celsius); and m_e is 100 times the equilibrium moisture content on dry basis (in kilograms of water per kilogram of dry solid).

From Eq. (3), by knowing the air relative humidity and temperature, the equilibrium moisture content in onion can be determined. Using Eq. (1), after obtaining the value of the equilibrium moisture content, the drying time (from initial moisture content of 83.0% wet basis or 4.88 kg water/kg dry solid to final moisture content of 10% wet basis or 0.11 kg water/kg dry solid) was calculated. The D_e value was validated by moisture ratio reduction versus time from experimental data.

For expressing the relationship between effective moisture diffusivity (D_e) and drying temperatures, the Arrhenius model (Eq. (5)) was used:

$$\ln D_e = \ln D_{e0} + \left(\frac{-E_a}{RT} \right) \quad (5)$$

where E_a is the activation energy of the onion drying kinetics (in kilojoules per mole), R is the ideal gas constant (in kilojoules per mole per Kelvin), T is the drying temperature (in Kelvin), and D_{e0} is the frequency factor of the onion drying kinetics (in square meters per second).

2.5. Determination of total phenolic compounds in onion

Based on preliminary experiments, the extraction of total phenolic compounds was conducted. Ethanol (96%) was used as the extraction solvent because of its greater affinity to phenolic compounds compared to other solvents and because of its low toxicity (Do et al., 2014; Pohanka, 2016; Venkatesan et al., 2019). About 5 g of dried onion was mixed with 100 mL of extraction solvent. This mixture was then extracted using an ultrasound tool for 30 min and incubated in a dark room for 30 min at 30 °C, and the supernatants were used for gallic acid equivalent analysis.

Total phenolic compounds as gallic acid equivalent were analyzed using the Folin–Ciocalteu colorimetric method (Ornelas-Paz et al., 2010). The obtained extract (0.1 mL) was mixed with 50% Folin–Ciocalteu reagent (0.5 mL) and distilled water (7.9 mL). The mixture was then incubated at room temperature for 10 min. Then, sodium carbonate solution (1.5 mL; 20%) was added, and the mixture was incubated at room temperature for 60 min. The absorbance of the solution was measured using a spectrophotometer (UV1800; Shimadzu Corporation, Kyoto, Japan) at 250 nm and converted to milligrams of gallic acid equivalent per 100 g of dry onion. The calculation was then performed by calibrating the absorbance values of the sample with series of concentrations of gallic acid standards (50, 100, 200, 300, 400, 500, 600, and 700 ppm). Absorbance readings versus concentration of this series of standard solutions resulted to a linear correlation of $y = 0.0013x + 0.0307$ with $R^2 = 0.998$, where y is the absorbance value and x is the gallic acid concentration (in parts per million). By knowing the sample's absorbance value, the concentration of gallic acid can be estimated, which was then converted to milligrams of gallic acid equivalent per 100 g of dry onion.

2.6. Fourier transform infrared spectroscopy analysis

Fourier transform infrared (FTIR) spectroscopy was used to observe the chemical composition of fresh onion and its dried product (Gierlinger, 2018). The analysis was conducted using a Frontier FT-IR 96681 spectrometer (PerkinElmer, America). FTIR spectra were recorded from 4000 to 400 cm^{-1} at a resolution of 4 cm^{-1} , and sample analysis was repeated three times.

2.7. Kinetic model of total phenolic compounds degradation

Total phenolic compounds reported as gallic acid equivalent were analyzed every 30 min. For some food items such as apple, apple peel, and encapsulated yacon juice, total phenolic compounds degradation is expressed as a pseudo-first or first-order reaction (Arora et al., 2018; Henríquez et al., 2014; Lago and Noren, 2017), in which different process treatments and material condition and properties result in different degradation rates. Generally, the kinetics of total phenolic compounds degradation is described using a first-order reaction (Eq. (6)) as follows:

$$\frac{dC_t}{dt} = kC_t \quad (6)$$

where C_t is the concentration of total phenolic compounds at sampling time (in milligrams of gallic acid equivalent per 100 g of dry onion), t is the drying time (in min), and k is the degradation rate constant of total phenolic compounds (in per min). Integration of Eq. (6) resulted in Eq. (7):

$$\ln C_t = \ln C_0 - kt \quad (7)$$

where C_0 is the concentration of total phenolic compounds at initial time (in milligrams of gallic acid equivalent per 100 g of dry onion). Note that the model was fitted to the experimental data using sum of square error (SSE) and coefficient of determination (R^2) for validity testing. The total phenolic compounds degradation constants can be correlated with drying temperatures using the Arrhenius correlation (Eq. (8)):

$$\ln k = \ln k_0 + \left(\frac{-E_{ar}}{RT} \right) \quad (8)$$

where E_{ar} and k_0 are the activation energy and frequency factor of the total phenolic compounds degradation kinetics expressed in kilojoules per mole and in minutes, respectively. The Arrhenius parameters E_{ar} and k_0 were then used for predicting the value of the total phenolic compounds degradation constants at any temperature.

2.8. Data analysis

Statistical analysis was performed using two-way ANOVA. This method was used for testing the interaction of two independent variables such as drying time and drying temperature or drying temperature and relative humidity with a dependent variable (the total phenolic compounds). Then, the interaction of two independent variables was determined by the p value where p values ≤ 0.05 and >0.05 indicate that the effect is statistically significant and insignificant, respectively (Rydén and Alm, 2010).

2.9. Response surface methodology design

The drying condition was optimized based on central composite design (CCD) using Statistica 10. This experimental design comprised four cube points, four star points, and two center points. Drying temperature (X_1) and relative humidity (X_2) were selected as the independent variables, while total phenolic compounds degradation was selected (Y) as a response. Here, the second-order polynomial equation was used to correlate the factor and the response, as expressed in Eq. (9) (Mohammad et al., 2019):

$$Y = \beta_0 + \beta_1 X_1 + \beta_2 X_2 + \beta_{12} X_1 X_2 + \beta_{11} X_1^2 + \beta_{22} X_2^2 \quad (9)$$

where β_0 is the intercept constant; β_1 and β_2 are the linear effects; β_{12} is the interaction effect; and β_{11} and β_{22} are the squared effects. The 2D plot, 3D plot, and statistical analysis were generated using this software.

3. Results and discussion

3.1. Kinetic model of onion drying

3.1.1. Effect of drying temperature on drying time

Moisture content during the drying process was measured every 10 min for 120 min and converted into moisture ratio, as expressed in Eq. (2). Figure 3 shows the effect of drying temperatures on moisture ratio. At the same observation time, the higher drying temperature resulted in lower moisture ratio. With increase in drying temperature from 40 °C to 50 °C, the moisture ratio was 0.5 times lesser. Compared to infrared drying, the performance of this method was higher (Pathare and Sharma, 2006). At a temperature of 40 °C and operating time of 120 min, infrared drying reduced the moisture content of fresh onion feed by ~86%, whereas the moisture content removal was 97% in this study. In this study, the drying conditions applied were superior than solar dryers working at a temperature of 30 °C and relative humidity of ~60% (Elzubeir, 2014). Solar dryers require 13 h to dry onion slice from 83% to 20% wet basis. However, in this study, at an operating temperature of 40 °C, the drying time was only 120 min (2 h).

For each drying temperature, effective moisture diffusivity was calculated using Fick's model (Eq. (1)), and the results are listed in Table 1. The effective moisture diffusivity values obtained from this research were superior compared to those of infrared drying method (Pathare and Sharma, 2006); however, they were still smaller versus those of fluidized bed working at a faster air velocity (Bebartta et al., 2014) and those of microwave onion drying with high electric power (Demiray et al., 2017). The effective diffusion coefficient value (D_e) for each drying temperature can be correlated using the Arrhenius correlation as expressed in Eq. (5). Table 1 shows the parameters of the Arrhenius correlation, namely, activation energy and effective moisture diffusivity constant, were reported and validated. Using these validated parameters, D_e and drying time at any operational temperature can be estimated.

Drying time was estimated based on the duration of onion slice drying from initial moisture content (83.0% wet basis or 4.88 kg water/kg dry solid) to final moisture content (10% wet basis or 0.11 kg water/kg dry solid). Data from Table 1 suggests that the lower the drying temperature, the smaller is the effective moisture diffusivity; hence, moisture reduction is slower (Asiah et al., 2017; Djaeni et al., 2011, 2012).

3.1.2. Effect of relative humidity on drying time

Relative humidity influences equilibrium moisture content as expressed by the modified Henderson model (Viswanathan et al., 2003). Equilibrium moisture content is the water loaded in a material at certain

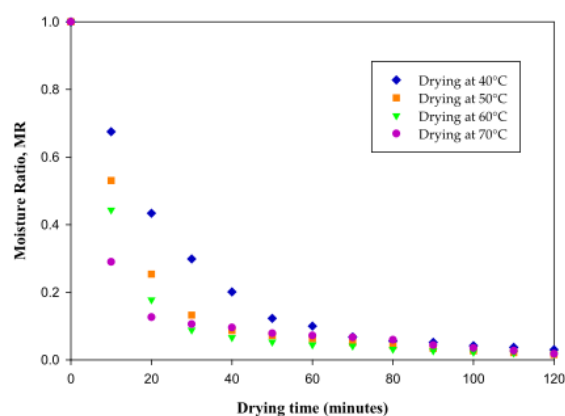


Figure 3. Moisture ratio versus time for drying temperatures 40, 50, 60 and 70 °C.

temperature and relative humidity. By decreasing the relative humidity, the equilibrium moisture content in onion reduced, which enhanced moisture content reduction (Eqs. (1), (2), (3), and (4)). Relative humidity can be reduced by three possible ways: increasing operational drying temperature, removing moisture in air, and combining these two (Djaeni et al., 2011). Here, the relative humidity was varied at different drying temperatures to identify an optimum drying time; Figure 4 shows the results.

When the onion was dried with direct ambient air (temperature = 30 °C and relative humidity = 70%) as in the case of sunlight drying, the equilibrium moisture content was 0.17 kg water/kg dry solid. This result suggests that moisture content in onion cannot reach 10% wet basis or 0.11 kg water/kg dry solid, suggesting that the onion product cannot be completely dried. Note that decreasing the air relative humidity (suppose using an air dehumidification unit) can be an option to dry the onion in medium or low temperature. Using this method, the driving force of onion drying can be improved as indicated with a reduced drying time (Figure 4), e.g., in a drying temperature of 40 °C and air relative humidity of 40%, the onion can be fully dried in 172 min. With air relative humidity close to 0 and temperature at 40 °C, the drying time for onion was ~110 min. Furthermore, the effect of dehumidification was insignificant at high temperature (Djaeni et al., 2011). Drying with low relative humidity was successfully conducted in several products, such as roselle (Sasongko et al., 2019), cocoa (Abhay et al., 2016), and fruit pulp (Tiwari et al., 2012), to enhance drying driving force and retention of active or nutritional components. For all these cases, low-temperature drying can enhance product quality and reduce drying time.

3.2. Kinetic model of total phenolic compounds degradation

3.2.1. Effect of drying temperature on total phenolic compounds

Phenolic compounds can be degraded by changes in lighting, pH, oxygen level, and temperature (Kim et al., 2018). In this study, the total phenolic compounds concentration expressed as gallic acid equivalent was investigated at different drying temperatures as heat treatment causes irreversible reaction of phenolic compounds. At certain pH and moisture content, phenolic compounds are trapped in the pores (Tsami and Katsioti, 2007). During drying, all parts of the thin layer of onion slice came in contact with hot air; hence, oxygen was in excess. Two atoms of oxygen from the atmosphere react with two atoms of H from the hydroxyl group to form hydrogen peroxide and quinone (Mba et al., 2019). The reaction is illustrated in Figure 5.

Figure 6 shows the effect of drying temperature on total phenolic compounds degradation. Using the two-factor test of ANOVA, the effect of drying temperature and drying time on total phenolic compounds reduction was significant because the p value was <0.05 (Table 2). For example, the fresh onion contained total phenolic compounds of ~10.5 mg gallic acid equivalent per 100 g of dry onion. After 120-min drying at 70 °C, ~12% of the total phenolic compounds degraded or its retention was ~88%. However, at 40 °C, the retention increased to 95% (Figure 6).

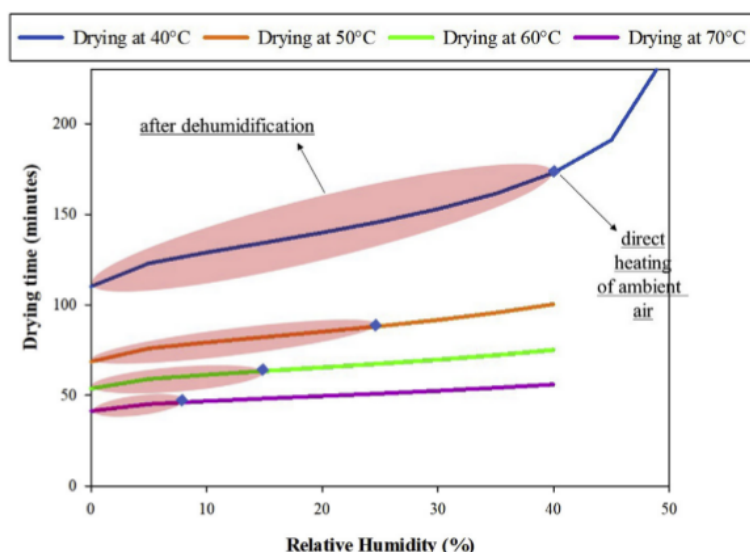
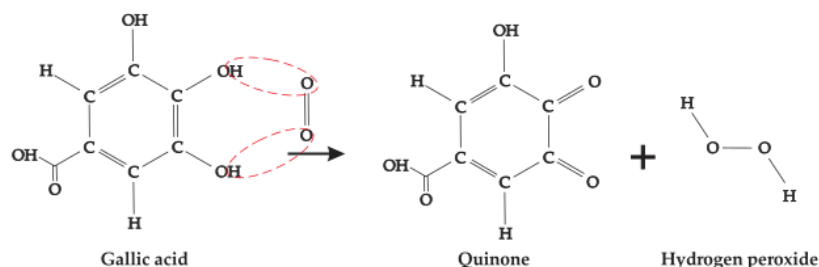
Phenolic compounds have a characteristic OH peak on FTIR spectra, and the absorbance of this peak is directly proportional to the concentration of phenolic compounds (Ornelas-paz et al., 2013). As shown in Figure 7, there were some absorbance changes based on FTIR analysis. After the 120-min drying process, the absorbance of the OH peak (wavelength 3,400 cm^{-1}) in onion drastically decreased because of the conversion of phenolic compounds into quinone (Tulyathan et al., 1989). The amount of OH reduction increased at a higher temperature for the same drying time (120 min).

3.2.2. Kinetics of total phenolic compounds degradation

The degradation of total phenolic compounds used first-order kinetic models, which were fitted to the experimental data. The parameters were evaluated by SSE and coefficient of determination (R^2) with a minimum SSE value of <0.03 and maximum R^2 value close to 1. Table 3 lists the

Table 1. Kinetic parameters of drying at 40, 50, 60 and 70 °C.

T (°C)	H _R	M _e	D _e × 10 ⁻¹¹ m ² s ⁻¹	Drying time, minutes	SSE	R ²	E _a , kJ/mol	D ₆₀ × 10 ⁵ m ² s ⁻¹
40	0.400	0.097	2.219	172.967	0.046	0.986	28.549	7.323
50	0.240	0.070	3.559	87.601	0.045	0.980		
60	0.150	0.053	4.550	63.415	0.043	0.983		
70	0.080	0.039	5.917	46.170	0.067	0.965		

**Figure 4.** The estimated drying time at various temperatures and relative humidity.**Figure 5.** Reaction of a phenolic compound with oxygen from air forming quinone.

value of the degradation rate constant k of total phenolic compounds and statistical parameters.

Based on the data in Table 3, as the drying temperature increased, the total phenolic compounds degradation constant increased, which indicated that at higher drying temperature, the degradation of total phenolic compounds in onion was improved. The kinetic data were then used for estimating the Arrhenius parameters, namely, activation energy (E_{ar}) and k_0 (as expressed in Eq. (8)). The Arrhenius correlation can be used to estimate the total phenolic compounds degradation constant at any drying temperatures.

Table 3 shows the activation energy (E_{ar}) and k_0 for the total phenolic compounds degradation in onion. In this study, the value of activation energy was 27.043 kJ mol⁻¹, which is still higher than the activation energy of total phenolic compounds degradation in encapsulated yacon juice (Lago and Noren, 2017). This indicated that the degradation of total phenolic compounds in onion slice drying was lesser.

3.3. Evaluation on the effect of various drying conditions on total phenolic compounds

Drying kinetic parameters (Table 1) and total phenolic compounds degradation (Table 3) were considered for identifying the optimum drying time with minimum total phenolic compounds degradation (Table 4). Here, drying time is defined as the duration it will take to dry an onion slice with a moisture content of 83%–10% (wet basis). For all cases, by lowering the relative humidity, the drying time can be reduced (Figure 4) and the degradation of total phenolic compounds can be kept low (Table 4). Using the two-factor ANOVA test, the effect of drying temperature and relative humidity on the total phenolic compounds degradation was significant because the p value was <0.05 (Table 5).

With a total phenolic compounds degradation of ~4% or retention value of 96% as the basis, the optimum condition for onion slice drying was at air relative humidity of <10% with temperatures ranging from 50

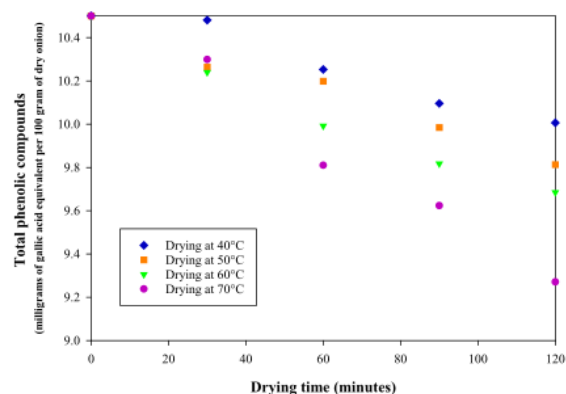


Figure 6. Degradation of total phenolic compounds during drying at 40, 50, 60 and 70 °C.

to 60 °C. For comparison, in cocoa drying, decreasing the air relative humidity by zeolite significantly retained total polyphenols (Abhay et al., 2016). However, with apple dried using a drum dryer at 110–140 °C, the degradation of polyphenols was ~24.15%–45.83% (Henríquez et al., 2014). With higher polyphenol retention, onion is considered a better antioxidant because of its ability to neutralize free radicals (Cory et al., 2018; Wang et al., 2014). Owing to their anti-inflammatory property, phenolic compounds can reduce oxidative stress to prevent localized inflammation (Cory et al., 2018; Zhang and Tsao, 2016).

3.4. Optimization of total phenolic compounds degradation

Total phenolic compounds degradation can be inhibited at air relative humidity of <10% with temperatures ranging from 50 °C to 60 °C. Table 6 lists the conditions used for defining the low and high levels of independent variables. Table 7 lists the experimental design using orthogonal CCD comprised 10 runs.

As shown in Table 7, the second-order polynomial equation presented in Eq. (10) was obtained by experimental design. The model was evaluated using coefficients of determination, namely, R^2 and root mean square error (RMSE) (Dailey and Vuong, 2015). The results listed in Table 8 demonstrated that both R^2 and RMSE were acceptable and the model was successfully fitted.

$$Y = -9.387 + 0.488X_1 + 0.143X_2 - 3.235 \times 10^{-4}X_1X_2 - 0.004X_1^2 - 0.008X_2^2 \quad (10)$$

Table 2. Statistical result using Two-way ANOVA for the effect of drying temperature and times on the total phenolic.

Source	SS	DF	MS	F	P-value	F critical
Time	1.692	4	0.423	23.842	1.234×10^{-5}	3.259
Temperature	0.365	3	0.122	6.858	0.006	3.490
Error	0.213	12	0.018			
Total	2.270	19				

SS: Sum of Squares, DF: degree of freedom, MS: Mean Squares.

Table 3. Kinetic parameters of total phenolic compounds degradation at 40, 50, 60 and 70 °C.

T (°C)	k, minutes ⁻¹	SSE	R ²	E _{av} , kJ mol ⁻¹	k ₀ , minutes ⁻¹
40	4.029×10^{-4}	0.012	0.953	27.043	13.065
50	5.585×10^{-4}	0.006	0.980		
60	7.211×10^{-4}	0.009	0.985		
70	1.017×10^{-3}	0.020	0.982		

Based on the data in Table 8, relative humidity X_2 significantly influenced total phenolic compounds degradation because the p value was <0.05. From statistical analysis, the coefficients of drying temperature (X_1) and relative humidity (X_2) in Eq. (10) were positive. Note that at higher drying temperature and relative humidity, total phenolic compounds degradation increased. Furthermore, the interaction effect of drying temperature (X_1) and relative humidity (X_2) has a slight effect on total phenolic compounds degradation. Therefore, at a higher temperature, the effect of air relative humidity was limited.

Figure 8 presents 2D and 3D plots of the total phenolic compounds degradation obtained by running Eq. (10) with the input data listed in Table 7. The result indicated that at lower drying temperature and relative humidity, total phenolic compounds degradation was inhibited. The minimum value of the degradation was 3.96%, which can be achieved at a drying temperature of 49.6 °C and relative humidity of 0.65%. In practice, decreasing relative humidity can be performed using water adsorbents, e.g., with zeolite, air can be dehumidified close to zero (Djaeni et al., 2011).

4. Conclusions

Phenolic compounds are important components in onion, which can be degraded by postharvest treatments using heat such as the drying process. The effects of drying conditions on moisture content and total phenolic compounds were evaluated using empirical data and model

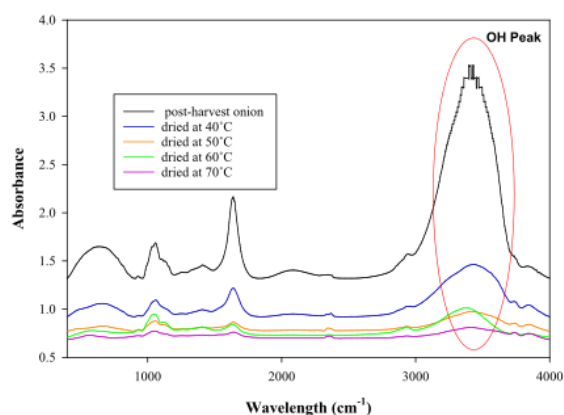


Figure 7. FTIR spectra of fresh and dried onion at frequency of 400–4000 cm⁻¹.

Table 4. Total phenolic compounds degradation at drying temperature of 40, 50, 60, and 70 °C.

RH (%)	Drying temperature (°C)							
	40		50		60		70	
	Deg. (%)	Drying Time (min)	Deg. (%)	Drying Time (min)	Deg. (%)	Drying Time (min)	Deg. (%)	Drying Time (min)
0	4.341	110.147	3.763	68.668	3.799	53.712	4.112	41.304
5	4.834	122.978	4.155	75.983	4.167	59.022	4.485	45.134
10	5.062	128.929	4.331	79.274	4.328	61.358	4.645	46.790
15	5.270	134.382	4.488	82.221	4.470	63.415	4.785	48.229
20	5.482	139.944	4.645	85.151	4.608	65.424	4.919	49.617
25	5.712	145.997	4.809	88.239	4.751	67.498	5.055	51.028
30	5.977	152.962	4.990	91.647	4.904	69.729	5.199	52.520
35	6.300	161.505	5.199	95.583	5.075	72.219	5.356	54.148
40	6.731	172.967	5.452	100.384	5.273	75.115	5.533	55.988

† direct heating of ambient air, Deg.: Total Phenolic Compounds Degradation.

Table 5. Statistical result using Two-way ANOVA for the effect of drying temperature and relative humidity on the total phenolic compound degradation.

Source	SS	DF	MS	F	P-value	F critical
Relative Humidity	7.218	4	1.805	41.170	6.472×10^{-7}	3.259
Temperature	9.069	3	3.023	68.967	7.770×10^{-8}	3.490
Error	0.526	12	0.044			
Total	16.813	19				

SS: Sum of Squares, DF: degree of freedom, MS: Mean Squares.

Table 6. Process variables and levels of Central Composite Design (CCD) experimental design.

Independent Variables	Factor Level				
	Star Point (-1.0781)	Low Value (-1)	Center Value (0)	High Value (+1)	Star Point (+1.0781)
Temperature (°C)	49.610	50	55	60	60.390
Relative Humidity (%)	0.649	1	5.500	10	10.351

Table 7. The set of experimental variables using orthogonal central composite design and observed response of total phenolic compounds degradation.

Run	T (°C)	RH (%)	Response of total phenolic compounds degradation	
			Experimental value	Predicted value
1	55	6	4.391	4.451
2	60	10	4.328	4.354
3	49.610	6	4.449	4.338
4	50	10	4.331	4.399
5	60.390	6	4.337	4.305
6	50	1	3.947	4.004
7	55	0.649	4.129	4.068
8	60	1	3.973	3.988
9	55	6	4.391	4.451
10	55	10.351	4.559	4.478

development. Phenolic compounds degradation was observed by the reduction of the OH peak on the FTIR spectra.

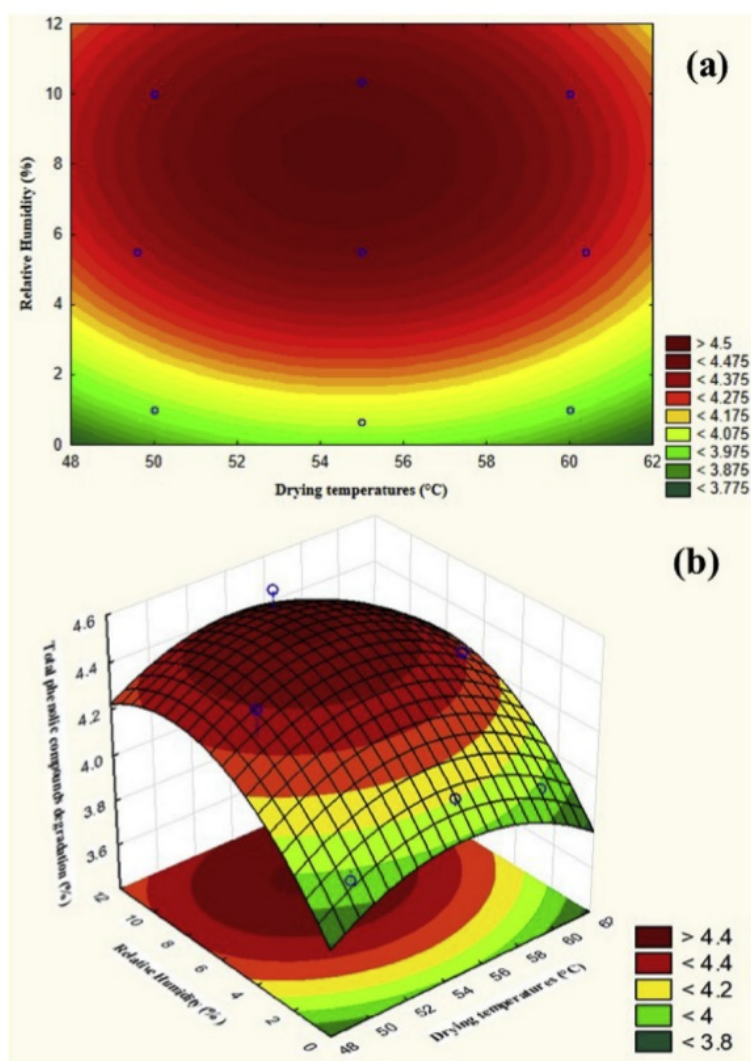
The results demonstrated that the drying rate of sliced onion can be expressed using Fick's model. Furthermore, the total phenolic compounds degradation can be approximately classified as a first-order reaction. Moreover, this research demonstrated that the degradation rate of polyphenol increased corresponding to the increase of drying temperature. However, at a higher temperature, the drying time for onion can be

reduced. Furthermore, decreasing the relative humidity of air can enhance the driving force for drying at either low or medium temperature. Consequently, the drying time can be reduced and total phenolic compounds degradation can be minimized. Using CCD, the optimum condition for onion slice drying was achieved at a drying temperature of 49.6 °C and relative humidity of 0.65%. In these conditions, the drying time can be considerably reduced, and ~96% of the total phenolic compounds can be retained.

Table 8. Regression coefficients and significance for the quadratic polynomial model of total phenolic compounds degradation.

Parameter	Regression Coefficients	Standard error	P-value
β_0	-9.387	0.063	2.355×10^{-7}
β_1	0.488	0.079	0.718
β_2	0.143	0.079	0.009
β_{12}	-3.235×10^{-4}	0.100	0.891
β_{11}	-0.004	0.121	0.141
β_{22}	-0.008	0.121	0.064
R^2	0.892		
RMSE	0.009		

RMSE: Root Mean Square Error.

**Figure 8.** The two dimensional plot (a) and three dimensional plot (b) of total phenolic compounds degradation.

Declarations

Author contribution statement

Setia B. Sasongko: Conceived and designed the experiments; Performed the experiments; Analyzed and interpreted the data; Contributed reagents, materials, analysis tools or data.

Hadiyanto Hadiyanto, Mohamad Djaeni: Contributed reagents, materials, analysis tools or data; Wrote the paper.

Arninda M. Perdanianti: Performed the experiments; Contributed reagents, materials, analysis tools or data.

Febiani D. Utari: Analyzed and interpreted the data; Contributed reagents, materials, analysis tools or data.

Funding statement

This work was supported by a Research for International Publication Grant provided by Institute of Research and Community Services, Diponegoro University (LPPM UNDP) under contract number: 385-94/UN7.P4.3/PP/2019.

Competing interest statement

The authors declare no conflict of interest.

Additional information

No additional information is available for this paper.

References

- Abhay, S.M., Hii, C.L., Law, C.L., Suzannah, S., 2016. Effect of hot-air drying temperature on the polyphenol content and the sensory properties of cocoa beans. *Int. Food Res. J.* 23, 1479–1484.
- Arora, B., Sethi, S., Joshi, A., Sagar, V.R., Sharma, R.R., 2018. Antioxidant degradation kinetics in apples. *J. Food Sci. Technol.* 55, 1306–1313.
- Asiah, N., Djaeni, M., Hii, C.L., 2017. Moisture transport mechanism and drying kinetic of fresh harvested red onion bulbs under dehumidified air. *Int. J. Food Eng.* 13.
- Balasundram, N., Sundram, K., Samman, S., 2006. Phenolic compounds in plants and agri-industrial by-products: antioxidant activity, occurrence, and potential uses. *Food Chem.* 99, 191–203.
- Bebartta, J.P., Sahoo, N.R., Dash, S.K., Panda, M.K., Pal, U.S., 2014. Kinetics modeling and moisture diffusivity of onion slices in fluidized bed drying. *J. Food Process. Preserv.* 38, 193–199.
- Cheng, A., Chen, X., Jin, Q., Wang, W., Shi, J., 2013. Comparison of phenolic content and antioxidant capacity of red and yellow onions. *Czech J. Food Sci.* 31, 501–508.
- Cory, H., Passarelli, S., Szeto, J., Tamez, M., Mattei, J., 2018. The role of polyphenols in human health and food systems: a mini-review. *Front. Nutr.* 5, 1–9.
- Dailey, A., Vuong, Q.V., 2015. Optimisation of ultrasonic conditions as an advanced extraction technique for recovery of phenolic compounds and antioxidant activity from Macadamia (Macadamia tetraphylla) skin waste. *Technologies* 3, 302–320.
- Demiray, E., Seker, A., Tulek, Y., 2017. Drying kinetics of onion (*Allium cepa* L.) slices with convective and microwave drying. *Heat Mass Tran.* 53, 1817–1827.
- Djaeni, M., Anggoro, D., Santoso, G.W., Agustina, D., Asiah, N., Hii, C.L., 2014. Enhancing the food product drying with air dehumidified by zeolite. *Adv. J. Food Sci. Technol.* 6, 833–838.
- Djaeni, M., Bartels, P.V., Sanders, J.P.M., Van Boxtel, A.J., 2011. Low temperature drying with air dehumidified by zeolite for food products: energy efficiency aspect analysis. *Int. J. Food Eng.* 7.
- Djaeni, M., Kumoro, A.C., Sasongko, S.B., Utari, F.D., 2018. Drying rate and product quality evaluation of roselle (*Hibiscus sabdariffa* L.) calyces extract dried with foaming agent under different temperatures. *Int. J. Food Sci.* 2018, 1–8.
- Djaeni, M., Sasongko, S.B., Van Boxtel, A.J., 2012. Carrageenan drying with dehumidified air: drying characteristics and product quality drying characteristics and product quality. *Int. J. Food Eng.* 8.
- Djaeni, M., van Boxtel, A.J.B., 2009. PhD Thesis Summary: energy efficient multistage zeolite drying for heat-sensitive products. *Dry. Technol.* 27, 721–722.
- Do, Q.D., Angkawijaya, A.E., Tran-Nguyen, P.L., Huynh, L.H., Soetedjo, F.E., Ismadji, S., Ju, Y.H., 2014. Effect of extraction solvent on total phenol content, total flavonoid content, and antioxidant activity of *Limnophila aromatica*. *J. Food Drug Anal.* 22, 296–302.
- Edith, D.M.J., Dimitry, M.Y., Richard, N.M., Armand, A.B., Léopold, T.N., Nicolas, N.Y., 2018. Effect of drying treatment on nutritional, functional and sensory properties of three varieties of onion powders. *J. Food Meas. Char.* 12, 2905–2915.
- Elzubeir, A.O., 2014. Solar dehydration of sliced onion. *Int. J. Veg. Sci.* 20, 264–269.
- Ghazanfari, A., Emami, S., Tabil, L.G., Panigrahi, S., 2006. Thin-layer drying of flax fiber: I. Analysis of modeling using Fick's second law of diffusion. *Dry. Technol.* 24, 1631–1635.
- Gierlinger, N., 2018. New insights into plant cell walls by vibrational microspectroscopy. *Appl. Spectrosc. Rev.* 53, 517–551.
- Grosso, G., Stepaniak, U., Topor-Mądry, R., Szafraniec, K., Pająk, A., 2014. Estimated dietary intake and major food sources of polyphenols in the Polish arm of the HAPIEE study. *Nutrition* 30, 1398–1403.
- Haque, N., Somerville, M., 2013. Techno-economic and environmental evaluation of biomass dryer. *Procedia Eng.* 56, 650–655.
- Henríquez, C., Córdova, A., Almonacid, S., Saavedra, J., 2014. Kinetic modeling of phenolic compound degradation during drum-drying of apple peel byproducts. *J. Food Eng.* 143, 146–153.
- Kim, A., Kim, H., Chun, J., Jin, H., Kerr, W.L., Choi, S., 2018. Degradation kinetics of phenolic content and antioxidant activity of hardy kiwifruit (*Actinidia arguta*) puree at different storage temperatures. *LWT - Food Sci. Technol.* 89, 535–541.
- Lago, C.C., Noren, C.P.Z., 2017. Thermodynamic and kinetics study of phenolics degradation and color of yacon (*Smallanthus sonchifolius*) microparticles under accelerated storage conditions. *J. Food Sci. Technol.* 54, 4197–4204.
- Mba, O.I., Kwo, E.M., Ngadi, M., 2019. Kinetic modelling of polyphenol degradation during common beans soaking and cooking. *Heliyon* 5, e01613.
- Mitra, J., Shrivastava, S.L., Rao, P.S., 2012. Onion dehydration: a review. *J. Food Sci. Technol.* 49, 267–277.
- Mohammad, N.A., Abang Zaidel, D.N., Muhamad, I.I., Abdul Hamid, M., Yaakob, H., Mohd Jusoh, Y.M., 2019. Optimization of the antioxidant-rich xanthone extract from mangosteen (*Garcinia mangostana* L.) pericarp via microwave-assisted extraction. *Heliyon* 5, e02571.
- Mota, C.L., Luciano, C., Dias, A., Barroca, M.J., Guiné, R.P.F., 2010. Food and bioproducts processing convective drying of onion: kinetics and nutritional evaluation. *Food Bioprod. Process.* 8, 115–123.
- Ornelas-paz, J.D.J., Cira-chávez, L.A., Gardea-béjar, A.A., Guevara-arauza, J.C., Sepúlveda, D.R., Reyes-hermández, J., Ruiz-cruz, S., 2013. Effect of heat treatment on the content of some bioactive compounds and free radical-scavenging activity in pungent and non-pungent peppers. *Food Res. Int.* 50, 519–525.
- Ornelas-Paz, J.D.J., Martínez-Burrola, J.M., Ruiz-Cruz, S., Santana-Rodríguez, V., 2010. Effect of cooking on the capsaicinoids and phenolics contents of Mexican peppers. *Food Chem.* 119, 1619–1625.
- Osorio-Revilla, G., Gallardo-Velázquez, T., López-Cortés, S., Arellano-Cárdenas, S., 2006. Immersion drying of wheat using Al-PILC, zeolite, clay, and sand as particulate media. *Dry. Technol.* 24, 1033–1038.
- Pathare, P.B., Sharma, G.P., 2006. Effective moisture diffusivity of onion slices undergoing infrared convective drying. *Biosyst. Eng.* 93, 285–291.
- Pérez-Gregorio, R.M., García-Falcón, M.S., Simal-Gándara, J., Rodrigues, A.S., Almeida, D.P.F., 2010. Identification and quantification of flavonoids in traditional cultivars of red and white onions at harvest. *J. Food Compos. Anal.* 23, 592–598.
- Pohanka, M., 2016. Toxicology and the biological role of methanol and ethanol: current view. *Bioméd. Pap.* 160, 54–63.
- Revaskar, V.A., Pisalkar, P.S., Pathare, P.B., Sharma, G.P., 2014. Dehydration kinetics of onion slices in osmotic and air convective drying process. *Res. Agric. Eng.* 60, 92–99.
- Ryden, J., Alm, S.E., 2010. The effect of interaction and rounding error in two-way ANOVA: example of impact on testing for normality. *J. Appl. Stat.* 37, 1695–1701.
- Sasongko, S.B., Djaeni, M., Utari, F.D., 2019. Kinetic of anthocyanin degradation in roselle extract dried with foaming agent at different temperatures. *Bull. Chem. React. Eng. Catal.* 14, 320–325.
- Sharma, G.P., Verma, R.C., Pathare, P., 2005. Mathematical modeling of infrared radiation thin layer drying of onion slices. *J. Food Eng.* 71, 282–286.
- Sharma, K., Ko, E.Y., Assefa, A.D., Ha, S., Nile, S.H., Lee, E.T., Park, S.W., 2015. Temperature-dependent studies on the total phenolics, flavonoids, antioxidant activities, and sugar content in six onion varieties. *J. Food Drug Anal.* 23, 243–252.
- Singh, B.N., Singh, B.R., Singh, R.L., Prakash, D., Singh, D.P., Sarma, B.K., Upadhyay, G., Singh, H.B., 2009. Polyphenolics from various extracts/fractions of red onion (*Allium cepa*) peel with potent antioxidant and antimutagenic activities. *Food Chem. Toxicol.* 47, 1161–1167.
- Tiwari, S., Ravi, R., Bhattacharya, S., 2012. Dehumidifier assisted drying of a model fruit pulp-based gel and sensory attributes. *J. Food Sci.* 77.
- Tsami, E., Katsioti, M., 2007. Drying kinetics for some fruits: predicting of porosity and color during dehydration. *Dry. Technol.* 18, 1559–1581.
- Tulyathan, V., Boulton, R.B., Singleton, V.L., 1989. Oxygen uptake by gallic acid as a model for similar reactions in wines. *J. Agric. Food Chem.* 37, 844–849.
- Utari, F.D., Djaeni, M., Irfandy, F., 2017. Constant rate of paddy rice drying using air dehumidification with zeolite. *IOP Conf. Ser. Earth Environ. Sci.* 102.
- Venkatesan, T., Choi, Y.W., Kim, Y.K., 2019. Impact of different extraction solvents on phenolic content and antioxidant potential of pinus densiflora bark extract. *BioMed Res. Int.* 2019.
- Viswanathan, R., Jayas, D.S., Hulasare, R.B., 2003. Sorption isotherms of tomato slices and onion shreds. *Biosyst. Eng.* 86, 465–472.
- Wang, S., Moustaid-Moussa, N., Chen, L., Mo, H., Shastri, A., Su, R., Bapat, P., Kwun, I.S., Shen, C.L., 2014. Novel insights of dietary polyphenols and obesity. *J. Nutr. Biochem.* 25, 1–18.
- Zhang, B., Zhou, Y., Ning, W., Xie, D., 2007. Experimental study on energy consumption of combined conventional and dehumidification drying. *Dry. Technol.* 25, 471–474.
- Zhang, H., Tsao, R., 2016. Dietary polyphenols, oxidative stress and antioxidant and anti-inflammatory effects. *Curr. Opin. Food Sci.* 8, 33–42.

Effects of drying temperature and relative humidity on the quality of dried onion slice

ORIGINALITY REPORT

17%

SIMILARITY INDEX

8%

INTERNET SOURCES

13%

PUBLICATIONS

8%

STUDENT PAPERS

PRIMARY SOURCES

1

www.researchsquare.com

Internet Source

<1%

2

tel.archives-ouvertes.fr

Internet Source

<1%

3

Submitted to University of Kentucky

Student Paper

<1%

4

Özge Süfer, Seda Sezer, Hande Demir. "Thin layer mathematical modeling of convective, vacuum and microwave drying of intact and brined onion slices", Journal of Food Processing and Preservation, 2017

Publication

<1%

5

eprints.gla.ac.uk

Internet Source

<1%

6

www.repository.cam.ac.uk

Internet Source

<1%

7

Submitted to Indraprastha Institute of Information Technology, Delhi , IIIT-Delhi

<1%

8

José de Jesús Ornelas-Paz, J. Manuel Martínez-Burrola, Saúl Ruiz-Cruz, Víctor Santana-Rodríguez et al. "Effect of cooking on the capsaicinoids and phenolics contents of Mexican peppers", Food Chemistry, 2010

Publication

9

Varsha S. Joshi, Bhaskar N. Thorat. "Formulation and Cost-Effective Drying of Probiotic Yeast", Drying Technology, 2011

Publication

10

Muhammad H. Alu'datt, Inteaz Alli, Khalil Ereifej, Mohammad N. Alhamad, Ahmad Alsaad, Taha Rababeh. "Optimisation and characterisation of various extraction conditions of phenolic compounds and antioxidant activity in olive seeds", Natural Product Research, 2011

Publication

11

M Djaeni, F Irfandy, F D Utari. "Drying rate and efficiency energy analysis of paddy drying using dehumidification with zeolite", Journal of Physics: Conference Series, 2019

Publication

12

Astrid F. Pant, Didem Özkasikci, Siegfried Fürtauer, Matthias Reinelt. "The Effect of Deprotonation on the Reaction Kinetics of an Oxygen Scavenger Based on Gallic Acid",

<1 %

<1 %

<1 %

<1 %

<1 %

13

A. Compaore, A. O. Disa, Yann Rogaume, Aditya Putranto et al. "Application of the reaction engineering approach (REA) for modeling of the convective drying of onion", Drying Technology, 2016

Publication

<1 %

14

Caroline Stévigny. "Optimization of extraction of phenolic content from hazelnut shell using response surface methodology", Journal of the Science of Food and Agriculture, 12/2007

Publication

<1 %

15

www.cellulosechemtechnol.ro

Internet Source

<1 %

16

Submitted to Durban University of Technology

Student Paper

<1 %

17

Michelly Paludo, Ronan Colombo, José Teixeira, Isidro Hermosín-Gutiérrez, Cristiano Ballus, Helena Godoy. "Optimizing the Extraction of Anthocyanins from the Skin and Phenolic Compounds from the Seed of Jabuticaba Fruits (*Myrciaria jabuticaba* (Vell.) O. Berg) with Ternary Mixture Experimental Designs", Journal of the Brazilian Chemical Society, 2019

Publication

<1 %

18	Samir Subedi, Lihui Du, Amritha Prasad, Barun Yadav, M.S. Roopesh. "Inactivation of Salmonella and quality changes in wheat flour after pulsed light-emitting diode (LED) treatments", Food and Bioproducts Processing, 2020 Publication	<1 %
19	B. Simándi, Sz.T. Kristo, Á. Kéry, L.K. Selmeczi, I. Kmecz, S. Kemény. "Supercritical fluid extraction of dandelion leaves", The Journal of Supercritical Fluids, 2002 Publication	<1 %
20	S. Jaya. "A Vacuum Drying Model for Mango Pulp", Drying Technology, 2003 Publication	<1 %
21	www.analchemres.org Internet Source	<1 %
22	aapspharmscitech.org Internet Source	<1 %
23	Submitted to University of Malaya Student Paper	<1 %
24	Sirada Sungsinchai, Chalida Niamnuy, Attasak Jaree, Sakamon Devahastin. "Influences of pretreatment and drying methods on composition, micro/molecular structures and some health-related functional characteristics of	<1 %

dietary fibre powder from orange pulp residues",
International Journal of Food Science &
Technology, 2017

Publication

25

Submitted to University of Northumbria at
Newcastle

Student Paper

<1 %

26

Submitted to Monash University

Student Paper

<1 %

27

Nuthong, P.. "Kinetics and modeling of whole
longan with combined infrared and hot air",
Journal of Food Engineering, 201102

Publication

<1 %

28

M. Djaeni, A. Prasetyaningrum, S. B. Sasongko,
W. Widayat, C. L. Hii. "Application of foam-mat
drying with egg white for carrageenan: drying
rate and product quality aspects", Journal of
Food Science and Technology, 2013

Publication

<1 %

29

Franco Van de Velde, María Paula Méndez-
Galarraga, María Élica Pirovani. "Effect of
enriched O₂ and CO₂ atmospheres on the
overall quality and the bioactive potential of
fresh blackberries", Postharvest Biology and
Technology, 2020

Publication

<1 %

30

Internet Source

<1 %

31

S. V. Gokhale, S. S. Lele. "Optimization of Convective Dehydration of Beta vulgaris for Color Retention", Food and Bioprocess Technology, 2010

Publication

<1 %

32

www.longdom.org

Internet Source

<1 %

33

Hamza Bozkir, Ahsen Rayman Ergün, Yeliz Tekgül, Taner Baysal. "Ultrasound as pretreatment for drying garlic slices in microwave and convective dryer", Food Science and Biotechnology, 2018

Publication

<1 %

34

Submitted to University of Stellenbosch, South Africa

Student Paper

<1 %

35

katalog.ub.uni-leipzig.de

Internet Source

<1 %

36

M. Kashaninejad. "Drying Characteristics of Purslane (Portulaca oleraceae L.)", Drying Technology, 2004

Publication

<1 %

37

Carla Marrassini, Claudia Anesini. "Modulatory Effect of an Extract on Immune and Tumoral

<1 %

Cells During Inflammation ", Phytotherapy Research, 2017

Publication

38

Submitted to Universidad Miguel Hernandez
Servicios Informaticos

Student Paper

<1 %

39

Ghada Khiralla, Hussein M. Ali. "Bioavailability and antioxidant potentials of fresh and pasteurized kiwi juice before and after in vitro gastrointestinal digestion", Journal of Food Science and Technology, 2020

Publication

<1 %

40

Janjai, S.. "Thin-layer drying of litchi (Litchi chinensis Sonn.)", Food and Bioproducts Processing, 201107

Publication

<1 %

41

www.isnff-jfb.com

Internet Source

<1 %

42

Shu Hui Gan, Sze Pheng Ong, Nyuk Ling Chin, Chung Lim Law. "Kinetic retention of sialic acid and antioxidants in Malaysian edible bird's nest during low-temperature drying", Drying Technology, 2016

Publication

<1 %

43

Perré, Patrick, Giana Almeida, and Julien Colin. "Energy Issues of Drying and Heat Treatment for Solid Wood and Other Biomass Sources",

<1 %

44

A. Ghazanfari, S. Emami, L. G. Tabil, S. Panigrahi. "Thin-Layer Drying of Flax Fiber: I. Analysis of Modeling Using Fick's Second Law of Diffusion", Drying Technology, 2006

Publication

<1 %

45

S. Plazzotta, R. Ibarz, L. Manzocco, O. Martín-Belloso. "Modelling the recovery of biocompounds from peach waste assisted by pulsed electric fields or thermal treatment", Journal of Food Engineering, 2021

Publication

<1 %

46

www.e-sciencecentral.org

Internet Source

<1 %

47

Kay Khaing Hnin, Min Zhang, Sakamon Devahastin, Bin Wang. "Combined Infrared Freeze Drying and Infrared Drying of Rose-Flavored Yogurt Melts—Effect on Product Quality", Food and Bioprocess Technology, 2020

Publication

<1 %

48

www.rroij.com

Internet Source

<1 %

49

www.ijmra.us

Internet Source

<1 %

50

Submitted to University of Western Sydney

Student Paper

<1 %

51

Islek, Merve, Dilara Nilufer-Erdil, and Pia Knuthsen. "Changes in Flavonoids of Sliced and Fried Yellow Onions (*Allium cepa* L. var. zittauer) During Storage at Different Atmospheric, Temperature and Light Conditions : Flavonoid Changes in Sliced and Fried Onions", Journal of Food Processing and Preservation, 2014.

Publication

<1 %

52

erecursos.uacj.mx

Internet Source

<1 %

53

Submitted to Academic Services Korea

Student Paper

<1 %

54

www.semanticscholar.org

Internet Source

<1 %

55

Loh Teng-Hern Tan, Kok-Gan Chan, Tahir Mehmood Khan, Sarah Ibrahim Bukhari et al. "Streptomyces sp. MUM212 as a Source of Antioxidants with Radical Scavenging and Metal Chelating Properties", Frontiers in Pharmacology, 2017

Publication

<1 %

56

I. Boutelba, S. Zid, P. Glouannec, S. Youcef-ali, A. Magueresse, N. Kimouche. "Thermo-hydrous

<1 %

behavior of dried un-blanchd potato samples",
Journal of Food Engineering, 2019

Publication

57

www.arunmujumdar.com

Internet Source

<1 %

58

Sandeep Shewale, Virendra K. Rathod.
"Extraction of total phenolic content from
Azadirachta Indica or (Neem) leaves: Kinetics
study", Preparative Biochemistry and
Biotechnology, 2018

Publication

<1 %

59

www.ejournal.undip.ac.id

Internet Source

<1 %

60

Annisa Kusumaningrum, Dwi Joko Prasetyo,
Ervika Rahayu Novita Herawati, Asep
Nurhikmat. "Modelling the drying characteristics
of the traditional Indonesian crackers "kerupuk",
Research in Agricultural Engineering, 2019

Publication

<1 %

61

Niamnuy, C.. "Kinetic modelling of drying and
conversion/degradation of isoflavones during
infrared drying of soybean", Food Chemistry,
20120801

Publication

<1 %

62

repositorio.unicamp.br

Internet Source

<1 %

63

Narjes Malekjani, Zahra Emam-Djomeh, Seyed Hassan Hashemabadi, Gholam Reza Askari. "Modeling Thin Layer Drying Kinetics, Moisture Diffusivity and Activation Energy of Hazelnuts during Microwave-Convective Drying", International Journal of Food Engineering, 2018

Publication

<1 %

64

Manpreet Kaur Grewal, S. N. Jha, R. T. Patil, A. S. Dhatt, Amandeep Kaur, P. Jaiswal. "A less energy intensive process for dehydrating onion", Journal of Food Science and Technology, 2013

Publication

<1 %

65

[mdpi.com](https://www.mdpi.com)

Internet Source

<1 %

66

Submitted to Savitribai Phule Pune University

Student Paper

<1 %

67

Luna Shrestha, Stuart O.J. Crichton, Boris Kulig, Bernadette Kiesel, Oliver Hensel, Barbara Sturm. "Comparative analysis of methods and model prediction performance evaluation for continuous online non-invasive quality assessment during drying of apples from two cultivars", Thermal Science and Engineering Progress, 2019

Publication

<1 %

68

Das, I.. "Drying kinetics of high moisture paddy

<1 %

undergoing vibration-assisted infrared (IR) drying", Journal of Food Engineering, 200911

Publication

69

Gustavo Araujo Pereira, Gustavo Molina, Henrique Silvano Arruda, Glaucia Maria Pastore. "Optimizing the Homogenizer-Assisted Extraction (HAE) of Total Phenolic Compounds from Banana Peel", Journal of Food Process Engineering, 2017

Publication

<1 %

70

omicsonline.org

Internet Source

<1 %

71

Dilek Ciftci, Sibel Ozilgen. "Evaluation of kinetic parameters in prevention of quality loss in stored almond pastes with added natural antioxidant", Journal of Food Science and Technology, 2019

Publication

<1 %

72

banglajol.info

Internet Source

<1 %

73

epdf.tips

Internet Source

<1 %

74

Hosain Darvishi, Mohammad Zarein, Saied Minaei, Hamid Khafajeh. "Exergy and Energy Analysis, Drying Kinetics and Mathematical Modeling of White Mulberry Drying Process", International Journal of Food Engineering, 2014

Publication

<1 %

75

Submitted to University of Minnesota System

Student Paper

<1 %

76

Wang, Hongcai, Min Zhang, and Arun S. Mujumdar. "Comparison of Three New Drying Methods for Drying Characteristics and Quality of Shiitake Mushroom (*Lentinus edodes*)", *Drying Technology*, 2014.

Publication

<1 %

77

J. Srikiatden, J. S. Roberts. "Moisture Loss Kinetics of Apple During Convective Hot Air and Isothermal Drying", *International Journal of Food Properties*, 2005

Publication

<1 %

78

Muhammad Kashif Iqbal Khan, Abid Aslam Maan, Rana Muhammad Aadil, Akmal Nazir et al. "Modelling and kinetic study of microwave assisted drying of ginger and onion with simultaneous extraction of bioactive compounds", *Food Science and Biotechnology*, 2019

Publication

<1 %

79

Hasan Demir, Ertuğrul Cihan, Hande Demir. "3D simulation of transport phenomena of onion drying with moving boundary in a vacuum oven", *Journal of Food Process Engineering*, 2020

Publication

<1 %

- | | | |
|-------|--|------|
| 80 | Liliana Londoño, Cristina Ramírez Toro, Germán A Bolívar. " Effect of drying on the viability of the probiotic bacterium Lab9 (CPQBA 144-09 DRM 03) impregnated in the feed for tilapia (sp.) ", Aquaculture Research, 2017
<small>Publication</small> | <1 % |
| <hr/> | | |
| 81 | bpspubs.onlinelibrary.wiley.com
<small>Internet Source</small> | <1 % |
| <hr/> | | |
| 82 | www.revistacomunicar.com
<small>Internet Source</small> | <1 % |
| <hr/> | | |
| 83 | Nathamol Chindapan, Chalida Niamnuy, Sakamon Devahastin. "Chapter 3-1 Nutritional and Toxicological Aspects of the Chemical Changes of Food Components and Nutrients During Drying", Springer Science and Business Media LLC, 2015
<small>Publication</small> | <1 % |
| <hr/> | | |
| 84 | Fereidoon Shahidi, Priyatharini Ambigaipalan, Anoma Chandrasekara. "Recent Advances in Phytochemicals in Fruits and Vegetables", Wiley, 2017
<small>Publication</small> | <1 % |
| <hr/> | | |
| 85 | Medeni Maskan, Şenol İbanoğlu. "Hot air drying of cooked and uncooked tarhana dough, a wheat flour-yoghurt mixture", European Food Research and Technology, 2002
<small>Publication</small> | <1 % |

J. TOIT. "EFFECT OF DRYING CONDITIONS ON THE QUALITY OF HONEYBUSH TEA (CYCLOPIA)", Journal of Food Processing and Preservation, 12/1998

Publication

<1%

Exclude quotes Off

Exclude matches Off

Exclude bibliography On

Effects of drying temperature and relative humidity on the quality of dried onion slice

GRADEMARK REPORT

FINAL GRADE

/0

GENERAL COMMENTS

Instructor

PAGE 1

PAGE 2

PAGE 3

PAGE 4

PAGE 5

PAGE 6

PAGE 7

PAGE 8

PAGE 9