

The influence of product design on environmental impacts using life cycle assessment

by Heru Prastawa

Submission date: 30-Nov-2021 02:33PM (UTC+0700)

Submission ID: 1716169790

File name: C-8.pdf (845.74K)

Word count: 3915

Character count: 19657

The influence of product design on environmental impacts using life cycle assessment

Cite as: AIP Conference Proceedings **2114**, 030015 (2019); <https://doi.org/10.1063/1.5112419>
Published Online: 26 June 2019

Heru Prastawa, and Sri Hartini



View Online



Export Citation

ARTICLES YOU MAY BE INTERESTED IN

3

Life cycle - Value stream mapping: Evaluating sustainability using lean manufacturing tools in the life cycle perspective

AIP Conference Proceedings **2114**, 030024 (2019); <https://doi.org/10.1063/1.5112428>

4

Vehicle routing problem model and simulation with probabilistic demand and sequential insertion

AIP Conference Proceedings **2114**, 020017 (2019); <https://doi.org/10.1063/1.5112401>

The influence of behavioral prediction factors and intention in improving 3R (reduce, reuse, recycle) household behavior in Tanjung Mas, Semarang, Indonesia

AIP Conference Proceedings **2114**, 030002 (2019); <https://doi.org/10.1063/1.5112406>



Your Qubits. Measured.

Meet the next generation of quantum analyzers

- Readout for up to 64 qubits
- Operation at up to 8.5 GHz, mixer-calibration-free
- Signal optimization with minimal latency

Find out more

Zurich
Instruments

10

AIP Conference Proceedings **2114**, 030015 (2019); <https://doi.org/10.1063/1.5112419>

2114, 030015

© 2019 Author(s).

The Influence of Product Design on Environmental Impacts Using Life Cycle Assessment

Heru Prastawa^{1,b)} and Sri Hartini^{1,a)}

¹ Department of Industrial Engineering, Universitas Diponegoro, Semarang 50275 Indonesia

^{a)}Corresponding author: srihartini@undip.ac.id

^{b)}heru.prastawa@gmail.com

Abstract. In Indonesia, as a tropical country, fans become one of the electronic products with quite high level of consumption. The high amount of fan consumption potentially increases the number of e-waste, by which throughout its life phase, electronic products generate many environmental impacts. Environmental impacts in each life phase are very influenced by the design stage. Life cycle assessment is able to identify the eco-cost value of each product so that the product with lowest environmental impact can be selected. In the present study, various design of fans, i.e. stand fan and alternative designs were evaluated. The findings showed that redesign of product in environmental perspective could reduce environmental impact.

5 INTRODUCTION

Interest in environmental sustainability and its relationship with product innovation is not something new. The design of a product affects the subsequent stages, such as material requirements, manufacturing process, energy consumption, and activity at the product disposal stage [1]. Similarly [2] claimed that 80% of the cost of development, production, and usage of the product is determined in the early design stage. In the early stages of product development, it is important to reduce costs and environmental impact [3]. The design stage also becomes a key stage in product life cycle in applying sustainability concept [4].

According [5] suggested that electronic products generate many kinds of impact to environment. A number of natural resources are required in manufacturing process phase, electrical energy is required in the usage phase, and an impact on human health and ecosystem quality is assessed in disposal or end of life phase, especially when the waste is not managed properly. Increasing public awareness and government regulation on environmental protection have challenged product designers to consider environmental aspects of product design goals [1].

Fans become the electronic products that have high demand in Indonesia. Based on the questionnaire, the life time of fans did not match the expectation of consumers. In addition, it is relatively complicated to repair a broken fan. About 63% of respondents stated that it was difficult to replace the broken components of a fan. This situation encouraged them to buy a new fan (24%). Frequently, the damage of one vital component, such as the motor, can cause a fan for not functioning properly, even though the other components are still in good condition. Consequently, the life time of the fan tends to be shorter than the standard. Furthermore, the increase of waste volume may also cause economic loss and adverse impact on the environment [6]. In fact, e-waste is deemed hazardous because this waste contains toxic that endangers human health as well as environment.

Life Cycle Assessment (LCA) is a standardized methodology to measure and analyze the environmental impacts of the product system along the production chain [7]. It has the ability to find out important issues from environmental aspects [8]. Furthermore, it is currently the most representative tool for analyzing and calculating the consumption of resources and environmental impacts throughout the product life cycle [9]. It is often used to compare product alternatives related to environmental impacts, hence it would be easier to find out which alternatives are the most environmentally friendly [10].

However, LCA requires detailed data on product development that is not available in the early stage of conceptual design. To overcome this problem, eco-design concepts have been raised to help product designers in reducing environmental impacts by providing assistance for them to make better decisions in the early design stage [4]. Eco-design, as a product concept that integrates the aspects of environmental protection at the product design stage, is the best way to improve product performance in respect to environmental protection.

LCA has been widely used to evaluate environmental impacts on electronic products, among others on consumer electronics [9], air conditioning system [11], TV CRT [5], hetic lamp [12], desktop computer [13], electronic media [14], video projectors [15] and electronic tablets [16].

The purpose of this LCA discussion was to find out which phases have significant environmental impact from the fan production process, as well as to figure out the eco-cost value of the fan product which currently widely used, and then to compare its environmental impact value and its eco-cost value with alternative fan products. The present study will investigate the role of product designer in reducing environmental impact.

METHODOLOGY

Life Cycle Assessment (LCA)

LCA calculation is used to identify activities that have negative impact on environmental quality and human life quality. LCA can be used to evaluate whether a design or a process improvement of a product is able reduce its impact on the environment. This method results in the definition of an environmental profile for the assessed product/process/service by quantifying the environmental effects on different categories, while only indirect or intermediate effects on humans can be assessed. The impact categories analyzed in the present study were: abiotic depletion (AD), acidification (AC), eutrophication (EP), global warming (GW), ozone layer depletion (OD) and photochemical oxidants formation. Meanwhile, the LCA inputs included the type of material used in units of mass, the energy used for the production process, and the fan supporting product components brought in from suppliers in units of mass.

Calculation of the Life Cycle Assessment (LCA) method was performed using SimaPro v 7.1.8 software with the aim of knowing the value of the environmental impact of the fan product. The LCA calculation stages include:

- i. Goal and Scope. The scope of the LCA assessment is the product life cycle only at the production and assembly stages of the product
- ii. Life cycle inventory (LCI). This stage identifies input and output data for each stage of the evaluated production process. Life Cycle inventory is calculated based on the number of 1000 units/batch.
- iii. Calculation of LCIA. The calculation of LCIA covers the calculation of characterization, normalization, weighting, and single score value.
- iv. Calculation of Eco-cost. The calculation of Eco-Cost value is conducted using eco-cost 2012 method with Eco-Invent V3 2014 data base, published in Ecocostvalue.com. According to Volgtlander (2010), Eco-Cost is a cost that must be spent to reduce environmental pollution adjusted to the ability of the earth (earth carrying capacity). Eco-cost is a measure that describes the amount of environmental burden from a product on the basis of managing the waste.

The calculation of LCA in the present study ignored data regarding consumption of paint for iron components, packaging from suppliers, and modes of transportation during distribution due to unavailability of accurate information from the company. To maintain the validity of input data, it was assumed that the data was the same for all types of fans discussed in this study, so the results of the comparison would not be affected.

Case Study

The present work aimed to have environmental analysis of the fan manufacture. The objectives were to identify: (1) the LCA study to detect the environmental 'hot spots' of the fan, (2) the reduction of its environmental impact with alternative design. The SC Company, located in Tangerang, Indonesia, produces "Electric Home Appliances", since 1976, especially the production of fans. The types of fans include wall fans, desk fans, and stand fans. Components are supplied from several suppliers of steel, electronics, and packaging.

The product being studied was fan product with the highest demand level (stand fan) and alternative products. This product system had a material composition of 20.45% of PP, 4.33% of ABS and 75.22% of other materials.

The calculation of environmental impacts with the Life Cycle Assessment method in this study was limited to the production process inside the factory. The scope of the LCA assessment was limited to the phase when the fan product was ready to be distributed to consumers or to the distribution center.

Stages to make a unit of stand fan are as follows:

1. **Part Production with Molding Injection Process.** Molding is the process of shaping fan components that are made of plastic, for example motor covers, bodies, and others.
2. **Part Assembly Process.** The assembly process is a component assembly process at several workstations. The tools used in work stations are electric solder, screw drivers, and some other manual equipment.
3. **Quality Inspection Process.** The quality checking process includes the checking of in-line production and out-line production. The in-line production inspection process occurs while the product is still in the production line. This process consists of checking the condition of the motor, switch, cable connection, and other part of the connections. Checking of out-line production is carried out after the product has been assembled and packed. The packaged product will be tested by sampling and reassembling all packaged components and then turning it on and making sure all components and fan unit works properly.
4. **Packaging & Warehousing.** Product packaging uses cardboard cartons corresponding to the type of product. The product will then be stored and distributed.

Collection Data Method

Primary data collection was carried out by observation and in-depth interview related to fan production process while secondary data was obtained by performing documentation study.

THE RESULT OF STUDY AND ANALYSIS

Stand Fan: Existing Design

Goal and Scope. The aim was to determine the environmental impact of fan production process and its eco-cost value. The scope of LCA assessment was in gate to gate. The input was material and energy consumption. The calculation method used SimaPro software with Eco-cost 2012 v 1.00.

Life Cycle Inventory. Life cycle inventory of existing stand fan can be seen in Table 1 (material data) and Table 2 (electricity data).

TABLE 1. LCI of existing fan: material data

Name of Part	Quantity	Name of Part	Quantity
Injection Molding Process	(gram)	Component from supplier	(gram)
Switch Box (PP)	107.5	Motor (Copper wire & steel)	1119.0
Switch Box Cover (PP)	41.3	Front Guard (steel)	491.6
Base (PP)	249.3	Rear Guard (steel)	499.6
Front Motor Cover (PP)	28.7	Stand Pipe (steel)	201.0
Rear Motor Cover (PP)	85.8	Slide Tube (steel)	16.7
Blade (PP)	114.5	Screws (steel)	1188.0
Blade Spinner (PP)	10.5	Capacitor	28.0
Guard Mark (PP)	14.1	Lower Base (mix fiber)	2001.0
Pipe Bushing (ABS)	16.9	Piano <i>Switch</i> (mix)	44.0
Adjusting Bushing (ABS)	24.0	AC cord (cable) (meter)	12.0
Neck (ABS)	37.7		
Neck Support (ABS)	3.3		
Guard Ring Stabilizer (ABS)	56.3		

Life Cycle Impact Assessment in LCA calculation consisted of 4 (four) stages, namely: characterization, normalization, weighting, and single score calculation. Characterization included identification and classification of substances derived from LCI into predetermined heterogeneous impact categories. The normalization stage was a procedure of homogenizing units for all impact categories by multiplying the characterization values by "normal" values. The Weighting Stage was used to convert the normalization value from each impact category to the same

unit. Single score calculation was executed to determine the contribution of each fan production process to the environmental impact caused. The result of eco-cost calculation is shown in Table 3 and 2 single score calculation is presented in graph in Fig. 1.

TABLE 2. Life cycle inventory of existing fan: electricity data

Name of Parts	Quantity
Electricity for Injection Molding	Watt hour
Injection Molding	2310100
Chiller	143
Electricity for Assembly Process	Watt hour
Solder	214
Screw Driver	73920
Press	44733
Testing Machine	770
Solder	120

TABLE 3. The result of eco-cost calculation of existing fan

Impact category	Unit	Total	Supplier Part	Molding for SNQ-16	Electricity
Total	Euro	14,062.18	13,312.39	722.99	26.80
Climate change	Euro	3,136.79	2,617.85	501.32	17.61
Acidification	Euro	3,351.05	3,284.68	64.95	1.41
Eutrophication	Euro	12.45	11.04	1.36	0.04
Photochemical oxidant formation	Euro	187.55	185.94	1.54	0.07
Fine dust	Euro	309.19	287.68	20.55	0.97
Human toxicity, cancer	Euro	996.74	863.66	126.51	6.57
Eco-toxicity	Euro	42.23	39.70	2.40	0.12
Metals Depletion	Euro	1,154.19	1,154.19	0.00	0.00
Waste	Euro	4,872.00	4,867.65	4.35	0.00

Source: SimaPro Software.

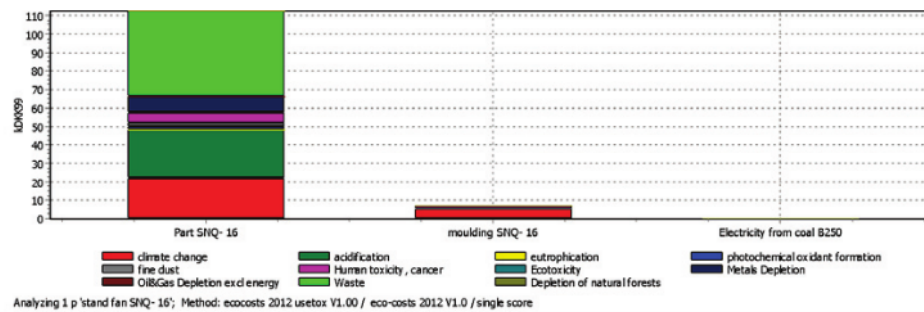


FIGURE 1. Single score calculation of existing fan.

Stand Fan using modularity concept

The development of product design with modularity concept is based on its ability to reduce environmental impacts [17] and to optimize the supply chain network [18]. The modular design has the potential to reduce the amount of waste because damaged fans can be repaired by replacing only the damaged components so that they do

not need to be disposed. Based on the survey, the most frequent damaged components were the fan motors and the blades. The data was obtained from 64 respondents with the criteria of possessing damaged fan. In the modular design, if motor of a fan is damaged then it can be repaired while other components can be reused. This can reduce the amount of waste disposed into landfills.

Goal and scope

LCA calculation was to determine the environmental impact when the motor component was damaged and discharged to landfill. The scope of calculation was the fan motor. Input of LCA analysis was materials of the motor. Output of LCA was the environmental impact indicators when a damaged motor is discharged to landfills.

Life cycle inventory

Life cycle inventory of fan motor is presented in Table 4.

TABLE 4. LCI of fan using modular concept (motor)

Process	Type of Material	Need/unit (gram)	Need/batch (kg)
Material	Copper Wire	300	300
	Steel	819	819
	Capacitor 1,2 Uf	32	32
	Cable	0.4 meter	400 Meter

Source: Data processing.

Life cycle impact assessment (LCIA)

The result of LCIA calculation shows that the environmental impact of the fan motor component was 78% due to the use of copper material for the coil inside the motor. The use of capacitors contributed to an impact of 18.3%, and the cable components accounted for 1.64% of the impact value. The result of the single score calculation for fan motor components is shown in Table 5 and Fig. 2.

TABLE 5. LCIA calculation for stand fan using modular concept

Impact category	Unit	Total		Capacitor		Iron		Copper		Cable	
		Unit	Euro	Unit	Euro	Unit	Euro	Unit	Euro	Unit	Euro
Climate change	kg CO2 eq	5,958	804	2,665	360	835	113	2,253	304	206	28
Acidification	kg SO2 eq	282	2,333	67	554	7	61	206	1,700	2	18
Eutrophication	kg P eq	1	3	1	2	0	0	0	0	0	0
Photochemical oxidant formation	kg NMVOC	5	44	4	42	0	0	0	0	0	1
Fine dust	kg PM2.5 eq	2	46	1	41	0	0	0	0	0	4
Human toxicity, cancer	CTUh	11	400	9	323	0	3	0	0	2	75
Eco-toxicity	CTUe	0	9	0	6	0	0	0	0	0	3
Metals Depletion	euro	272	272	259	259	0	0	0	0	13	13
Waste	MJ	402,081	4,753	0	0	79	1	402,092	4,752	0	0

Source: SimaPro Software.

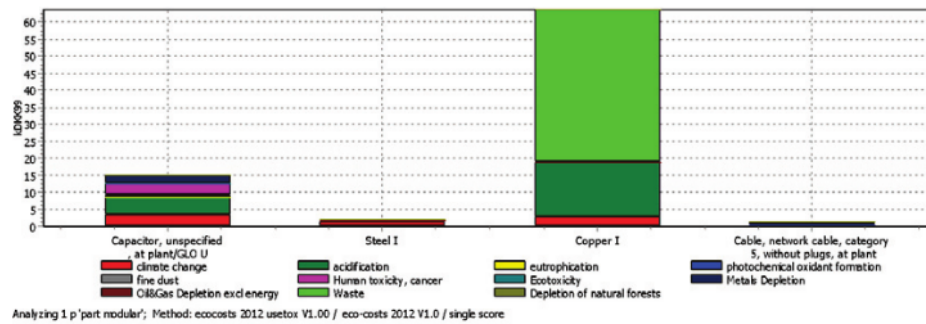


FIGURE 2. Single score calculation for stand fan using modular concept (motor).

Stand fan with multi-location design

Alternative product with the multi-location concept was developed based on the function of the fan on their location. An alternative product of multi-location fan combines 3 (three) types of fan products: stand fan, wall fan, and desk fan in a 3-in-1 fan.

8

The Goal and Scope

The goal of the LCA assessment was to determine the environmental impact of the multi-function fan production process. The inputs LCA were material and energy consumption for the production process. The output of LCA calculation was in the form of eco-cost value derived from the fan production process.

15

Life cycle inventory

LCI contains input and output data of the fan production process. Table 6 and 7 show the inventory data of materials and energy required for the multi-location fan.

TABLE 6. LCI of stand fan with multi-location design (material)

Name of Part	Kg/Batch	Name of Part	Kg/Batch
Molding Process		Assembly Process	
Switch box (ABS)	167	Screw JP/MS 5 x 18 (Steel)	3
Switch box cover (ABS)	75	Screw JT/TS 4 x 10 (Steel)	43
Base (ABS)	84	Screw JP/TS 4 x 12 (Steel)	59
Pipe Bushing (ABS)	17	Screw JP/MS 4 x 12 (Steel)	31
Adjusting Bushing (ABS)	24	Screw JT/TS 3 x 8 (Steel)	5
Neck (ABS)	38	Screw JP/MS 8 x 32 (Steel)	14
Neck Support (ABS)	3	Screw JT/TS 3 x 12 (Steel)	3
Sliding Base (ABS)	195	Screw JT/TS 4 x 20 (Steel)	2
Sliding Base Bracket (ABS)	85	Screw JT/TS 4 x 16 (Steel)	72
Guard Ring Stabilizer (ABS)	56	Front Guard (Steel)	492
Front Motor Cover (PP)	29	Rear Guard (Steel)	500
Rear Motor Cover (PP)	85	Lower Base (Mix)	2,001
Guard Mark (PP)	14	Base Plate (Steel)	124
Blade Spinner (PP)	11	Stand Pipe (Steel)	201
Blade(PP)	115	Slide Tube (Steel)	17
		Motor (Copper wire, steel)	1,087
		Piano Switch (Mix)	44
		AC cord (Mix)	62
		Capacitor (Mix)	32

TABLE 7. LCI of stand fan with multi-location design (energy)

Machine Used	Total Power (kwh)
Injection molding Process	
Injection Molding Machine	2487.5
Chiller Machine	0.5
Subtotal	2488.0
Component Assembly Process	
Solder Machine	0.1
Screw Driver Machine	99.0
Press Machine	44.0
Testing Machine	0.9
Subtotal	144.0

Source: Company's Data.

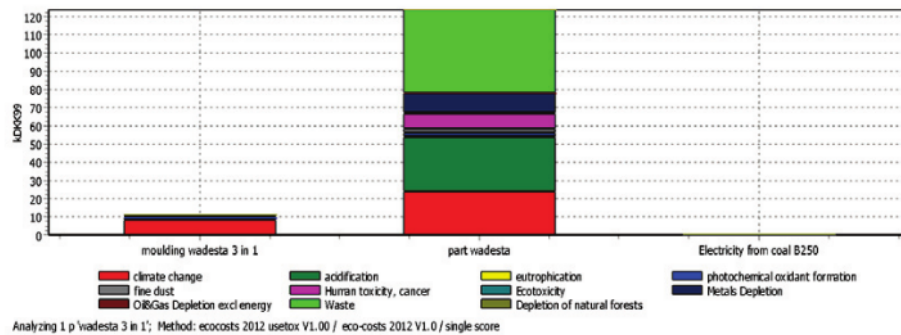
Life cycle impact assessment

The output of SimaPro software for energy consumption during multi-location fan production is shown in Table 8.

TABLE 8. Environmental impacts in unit and euro of multi-location fan

Impact Category	Unit	Total		Molding		Part		Electricity	
		unit	euro	unit	euro	unit	euro	unit	euro
Climate change	kg CO2 eq	25,328	3,419	6,693	903	18,479	2,495	157	21
Acidification	kg SO2 eq	403	3,325	12	102	391	3,222	0	2
Eutrophication	kg P eq	3	13	1	2	3	11	0	0
Photochemical oxidant formation	kg NMVOC	19	189	0	3	19	186	0	0
Fine dust	kg PM2.5 eq	11	323	1	34	10	287	0	1
Human toxicity, cancer	CTUh	28	1,005	4	136	24	861	0	8
Eco-toxicity	CTUe	1	42	0	3	1	40	0	0
Metals Depletion	euro	1,154	1,154	0	0	1,154	1,154	0	0
Oil & Gas Depletion excl energy	kg oil equ	413,055	0	1,339	0	411,716	0	0	0
Waste	MJ	25,328	4,882	6,693	16	18,479	4,866	157	0

Source: SimaPro Software.

**FIGURE 3.** Single score calculation of multi-location stand fan.

The single score value classified environment impacts based on its processes. The single score calculation of the multi-location fan is shown in Fig. 3. Comparison of eco-cost values between existing fan stands, modular and multi-location is shown in Table 9. From table 9, it can be seen that the lowest eco-cost was obtained by the fan with a modular concept. It is because the modular fan is designed to be easily replaced when the motor is damaged. Thus, it is assumed that when the product is damaged, the only item discarded is the motor component, not all components of the stand fan.

TABLE 9. Comparison of environmental impact between existing design with alternative design

Impact category	unit	existing	modular	Multi-location
Total	Euro	14,062	8,663	14,353
climate change	Euro	3,137	804	3,419
acidification	Euro	3,351	2,333	3,325
eutrophication	Euro	12	3	13
photochemical oxidant formation	Euro	188	43	189
fine dust	Euro	309	45	323
Human toxicity, cancer	Euro	997	400	1,005
Eco-toxicity	Euro	42	9	42
Metals Depletion	Euro	1,154	272	1,154
Waste	Euro	4,872	4,753	4,882

CONCLUSION

Based on the results of the LCA calculation with the Simapro software 2012 v.1.00, it was revealed that product design affected the impact of the product on the environment, in which modular designs had a smaller impact. In general, the fan products have a great impact on the category of waste, eco-toxicity and climate change.

REFERENCES

- [1] G. Rebitzer, T. Ekvall, R. Frischknecht, D. Hunkeler, G. Norris, T. Rydberg, W.-P. Schmidt, S. Suh, B. P. Weidema, and D. W. Pennington, *Environ. Int.*, Elsevier, 2004, pp. 701–720.
- [2] C. Mascle and H. P. Zhao, *Int. J. Prod. Econ.*, Elsevier, 2008, pp. 5–17.
- [3] J. P. Schögl, R. J. Baumgartner, and D. Hofer, *J. Clean. Prod.*, Elsevier, 2017, pp. 1602–1617.
- [4] M.-C. Chiu and C.-H. Chu, *Int. J. Precis. Eng. Manuf.*, KSPE and Springer 2012, pp. 1259–1272, 2012.
- [5] Q. Song, Z. Wang, J. Li, and X. Zeng, *Waste Manag.*, Elsevier, 2012, pp. 1926–36, 2012.
- [6] A. Susanty, S. Hartini, D. Puspitasari, and P. Arsiwi, *Mediterr. J. Soc. Sci. MCSER Publ.*, 2015, pp. 2039–9340.
- [7] V. Venkatachalam, S. Spierling, H. Endres, and A. Siebert-raths, Integrating Life Cycle Assessment and Eco-design Strategies for a Sustainable Production of Bio-based Plastics, in *Designing Sustainable Technologies, Products and Policies*. Springer International Publishing, 2018, pp 487 - 497.
- [8] A. S. G. Andrae and O. Andersen, *Int. J. Life Cycle Assess.*, Springer, 2010, pp. 827–836.
- [9] S. González-García, G. Feijoo, C. Heathcote, A. Kandelbauer, and M. T. Moreira, *J. Clean. Prod.*, Elsevier, 2011, pp. 445–453.
- [10] C. K. Kuan, D. C. Y. Foo, R. R. Tan, S. Kumaresan, and R. A. Aziz, *Clean Technol. Environ. Policy*, Springer, 207, pp. 225–234.
- [11] M. Prek, *Energy Build.*, Elsevier, 2004, pp. 1021–1027.
- [12] K. A. Pringgajaya and U. Ciptomulyono, *J. Tek. ITS*, 2012, pp. 2301–9.
- [13] H. Duan, M. Eugster, R. Hischier, M. Streicher-Porte, and J. Li, *Sci. Total Environ.*, Elsevier, 2009, pp. 1755–64, 2009.
- [14] R. Hischier, M. A. Achachlouei, and L. M. Hilty, *Environ. Model. Softw.*, Elsevier, 2014, pp. 27–36.
- [15] C. W. Cheung, M. Berger, and M. Finkbeiner, *Int. J. Life Cycle Assess.*, Elsevier, 2018, pp. 82–94.
- [16] D. Marchese, E. Reynolds, M. E. Bates, H. Morgan, S. S. Clark, and I. Linkov, *Sci. Total Environ.*, Elsevier, 2018, pp. 1275–1283.
- [17] A. Cachera, N. Lecocq, and G. Kremer, *Congr. Int. sur l'Analyse du Cycle Vie*, pp. 4–5, 2011.
- [18] F. Salvador and V. H. Villena, *J. Supply Chain Manag.*, Wiley Periodicals, Inc., 2013, pp. 87–113.

The influence of product design on environmental impacts using life cycle assessment

ORIGINALITY REPORT

5%

SIMILARITY INDEX

3%

INTERNET SOURCES

4%

PUBLICATIONS

2%

STUDENT PAPERS

PRIMARY SOURCES

1

portalrecerca.uab.cat

Internet Source

<1 %

2

www.eup-network.de

Internet Source

<1 %

3

www.semanticscholar.org

Internet Source

<1 %

4

dergipark.org.tr

Internet Source

<1 %

5

Fabien Brones, Marly Monteiro de Carvalho.
"From 50 to 1: integrating literature toward a
systemic ecodesign model", Journal of Cleaner
Production, 2015

Publication

<1 %

6

Submitted to liberty

Student Paper

<1 %

7

Submitted to Monash University

Student Paper

<1 %

8

Submitted to University of Durham

Student Paper

<1 %

9

Antonino Marvuglia, Gordon Rios, Richard Wallace. "Using GeTLS EXIN learning for the life cycle inventory problem", Proceedings of the 2010 IEEE International Symposium on Sustainable Systems and Technology, 2010

Publication

<1 %

10

www.ncbi.nlm.nih.gov

Internet Source

<1 %

11

Pertiwi Andarani, Winardi Dwi Nugraha, Wieddy. "Energy balances and greenhouse gas emissions of crude palm oil production system in Indonesia (Case study: Mill P, PT X, Sumatera Island)", AIP Publishing, 2017

Publication

<1 %

12

Elduque, Daniel, Carlos Javierre, Carmelo Pina, Eduardo Martínez, and Emilio Jiménez. "Life cycle assessment of a domestic induction hob: electronic boards", Journal of Cleaner Production, 2014.

Publication

<1 %

13

Gary K. X. Poh, Irene M. L. Chew, Jully Tan. "Life Cycle Optimization for Synthetic Rubber Glove Manufacturing", Chemical Engineering & Technology, 2019

Publication

<1 %

14 Junbeum Kim. "Sustainable manufacturing: a case study of the forklift painting process", International Journal of Production Research, 04/24/2009 $<1\%$
Publication

15 pubs.rsc.org $<1\%$
Internet Source

16 S. Silviana, H. Hadiyanto. "Preparation of sago starch-based biocomposite reinforced microfibrillated cellulose of bamboo assisted by mechanical treatment", AIP Publishing, 2017 $<1\%$
Publication

Exclude quotes Off

Exclude matches Off

Exclude bibliography On

The influence of product design on environmental impacts using life cycle assessment

GRADEMARK REPORT

FINAL GRADE

/0

GENERAL COMMENTS

Instructor

PAGE 1

PAGE 2

PAGE 3

PAGE 4

PAGE 5

PAGE 6

PAGE 7

PAGE 8

PAGE 9