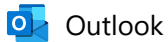


**BUKTI KORESPONDENSI**  
**ARTIKEL JURNAL NASIONAL TERAKTEDITASI SINTA 3**

Judul Artikel : Soil Moisture Control System for Lettuce Seeds Time-based Alternative Approach  
Jurnal : Ultima Computing  
Penulis : Fakhruddin Mangkusasmito, S.T., M.T.

No	Perihal	Tanggal
1	Bukti Submit Artikel dan Artikel yang Di Submit	16 Juni 2023
2	Bukti Proses Review Artikel dapat di-tracking secara Online	16 Juni 2023
3	Bukti Revisi dan Artikel yang Diresubmit	28 Juni 2023
4	Bukti Email Revisi Artikel Diterima	30 Juni 2023
5	Bukti Email Proses Editing Artikel Telah Selesai dan siap diterbitkan	16 Juli 2024

**1. Bukti Submit Artikel dan Artikel yang Di-Submit  
(16 Juni 2023)**



Outlook

---

**[SK] Submission Acknowledgement**

---

**From** Ultima Computing Editor <adminojs@umn.ac.id>  
**Date** Fri 6/16/2023 7:52 PM  
**To** Fakhruddin Mangkusasmito <fakhm17@lecturer.undip.ac.id>

Mr Fakhruddin Mangkusasmito:

Thank you for submitting the manuscript, "Soil Moisture Control System for Lettuce Seeds: Time-based Alternative Approach" to Ultima Computing : Jurnal Sistem Komputer. With the online journal management system that we are using, you will be able to track its progress through the editorial process by logging in to the journal web site:

Manuscript URL: <https://ejournals.umn.ac.id/index.php/SK/authorDashboard/submission/3214>  
Username: fakhm17

If you have any questions, please contact me. Thank you for considering this journal as a venue for your work.

Ultima Computing Editor

-----  
This message is being delivered on behalf of the **Ultima Computing: Jurnal Sistem Komputer**.

Please **do not reply** to this email.

Any inquiries related to our Journal can be addressed to [ftijurnal@umn.ac.id](mailto:ftijurnal@umn.ac.id), [ultimacomputing@umn.ac.id](mailto:ultimacomputing@umn.ac.id) or directly to our editors.

-----  
**UNIVERSITAS MULTIMEDIA NUSANTARA**  
***"Excellent Career Begins With Excellent Education"***

Jl. Scientia Boulevard, Gading Serpong,

Tangerang, Banten - 15811 Indonesia

(t) +62-21.5422.0808

(t) +62-21.5422.0909

Facebook: Universitas Multimedia Nusantara

Twitter: @umn\_serpong

Web: [www.umn.ac.id](http://www.umn.ac.id)

# Soil Moisture Control System for Lettuce Seeds: Time-based Alternative Approach

Fakhruddin Mangkusasmito<sup>1</sup>, Ageng Rilla Aldonanda<sup>2</sup>, Dista Yoel Tadeus<sup>1</sup>

<sup>1</sup>STr. Teknik Listrik Industri, Sekolah Vokasi Universitas Diponegoro, Semarang, Indonesia.

<sup>2</sup>STr. Teknologi Rekayasa Otomasi, Sekolah Vokasi Universitas Diponegoro, Semarang, Indonesia.

Accepted on mmmmm dd, yyyy

Approved on mmmmm dd, yyyy

**Abstract**—The utilization of lettuce leaves as a nutritious dish has made its demand relatively high. This research presents a moisture control method to optimize seed growth for lettuce. The prototype system has been developed using Arduino Mega, DF Robot soil moisture humidity sensor, and DC spraying pump for testing three different control scenarios, the open loop control system (time-based), the Proportional control system, and the combination of open loop and Proportional control method as an alternative. The results show that each control method can achieved the desired moisture of rockwool at 60%. Also the combination of open loop and Proportional control can lessen energy usage of the system up to 51% compared to common open loop method.

**Index Terms**—lettuce; moisture control; open loop; Proportional control; energy efficiency

## I. INTRODUCTION

As one of the most demanded vegetable commodities, lettuce (*Lactuca sativa* L.) has been cultivated both using conventional and hydroponic methods. The hydroponic method aims to increase productivity, especially in narrow land, research shows that the hydroponic cultivation method for lettuce plants is feasible and still provides financial benefits[1][2]. Temperature and humidity are environmental variables that are very important to consider in cultivating hydroponic lettuce in a greenhouse system. Lettuce growth will be optimal in the air temperature range of 25°C to 28°C and humidity ranging from 60% to 78%. Unstable temperature and humidity conditions may cause the plants to wilt and interfere with the development of seedlings[3][4]. In order for lettuce plants to germinate properly, soil humidity needs to be maintained at a value of 60% [5]. Control of soil moisture is generally done by spraying water as needed, to achieve the desired humidity level[6], [7].

For commercial use, automatic spraying devices are generally time-based (e.g., Spraying Systems co, PulaJet, AutoJet, AQUALIN, Yardsmith and Universal)[8], the user will be asked to set the desired spraying hours, and in some products, the length of time can also be adjusted according to user needs. Even though there have been many studies that have

developed prototypes based on closed-loop systems using sensors and microcontroller, such as the DHT 11 sensor,[9]–[11] the open-loop spraying system is still considered efficient and commonly used. On the other hand, in closed-loop control schemes, proportional control systems are also widely used for various industrial applications[12]–[15], this control system was chosen because it is relatively simple and easy to fine-tune[16].

This research will examine the effectiveness of time-based automatic spraying (open-loop control) in terms of maintaining the desired soil or rockwool moisture value, and also the addition of a proportional control method (closed-loop) when the spraying schedule is executed. This system will be built using Arduino Mega microcontroller, DF Robot soil Moisture humidity sensor, real-time clock (RTC), and actuator in the form of a DC spraying pump, and Micro SD Module for data logging purpose.

## II. METHODS

### A. Block Diagram of Component

The system is developed based on Arduino Mega 2560, to operate the system properly, the main component used for this research is shown in the Figure 1. below




Fig. 1. Main Components of System

The main parts of the system shown in Figure 1 are as follow

- **Arduino Mega 2560** works as a place to process all the data used to drive the mini pump, as well as process data from sensors.
- **Moisture sensors** are used to read the humidity in the planting medium for control purposes and logging data
- **Time RTC** is used as a spraying time marker which is then set in the Arduino program which will later be forwarded to the DC pump actuator
- **The DC pump** is used to carry out the process of spraying water from the water storage area to the planting medium through a PVC hose. The use of the pump is assisted by a nozzle outlet to produce water in the form of a light mist.

### B. Block Diagram of Control System

This research use both open loop and closed loop control system for different scenario of experiments. The setpoint is set to 60% of soil humidity. The open-loop control diagram is shown in Figure 2.



Fig. 2. Open loop control system

In the open loop control method, the operation time must be set before, in order to activate the spraying mechanism to achieve setpoint. RTC is used to give accurate time of operation. Close loop control method is used for continuously regulate the humidity. The closed-loop control diagram is shown in Figure 3.

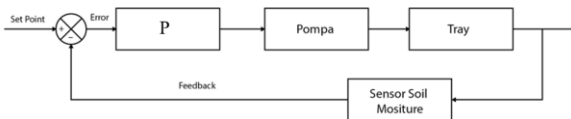


Fig. 3. Cloed loop control system

The closed-loop control system used proportional method, with the gain of proportional ( $K_p$ ) is obtain through several experiments and performance evaluation. The proportional control system implemented in this study is the time-proportional method, which can be found in industrial temperature controllers such as Autonics products[17], when the control signal output (CO) from proportional control = 100%, the system will be active for 5 seconds, or according to the following equation

$$T_s = CO.5 \text{ second} \quad (1)$$

with  $T_s$  is time of spray.

### C. Hardware Design and System Feature

The system is build using galvanized iron material, with three segment for seedling cultivation. The three-dimensional design of the soil moisture control system is shown in Figure 4 below

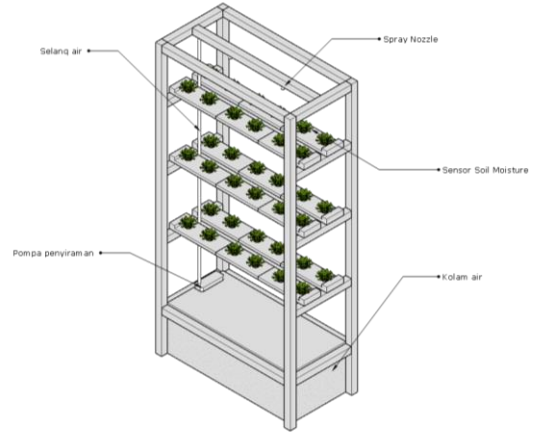


Fig. 4. 3D Design of System

The specifications for this soil moisture control system are as follows:

1. The dimensions are 1.8 meters x 1 meter.
2. Using 220 VAC power
3. Using 12VDC power supply
4. Using a 6mm Plastic Nozzle
5. Using the Arduino Mega 2560 Microcontroller
6. Using the waterproof DF Robot Soil Moisture Humidity Sensor
7. Using Real Time Clock is an electronic clock in the form of a chip that can accurately calculate time (from seconds to years) and maintain/store data of that time in real time.
8. Using a MicroSD Module as a data logger storage of spraying record.
9. Using LCD I<sup>2</sup>C 20x4 as display
10. Using a 12V 100 PSI SINLEADER Pump.
11. There are 3 modes in 1 sprinkle system:
  - Mode 1: Time Base (Open loop control)
  - Mode 2: Continous control (proportional control)
  - Mode 3: Combination of Time-Base and Proportional control
12. Three-segment for seedling cultivation

## III. RESULT AND ANALYSIS

The experiment was carried out in January-February 2023, in the Undip Vocational School area, the system was placed in a semi-outdoor area which still got sunlight and a little bit of rain during rainy days. The interval of data acquisition is 1 minute.

### A. Open Loop Experiment

Open loop testing is carried out to see the effect of the actuator on changes in the variable to be controlled,

namely soil moisture. The results of this experiment will be used as a reference for choosing the duration of plant spraying. The experiment is conducted at 09.00 WIB, from the initial humidity condition of 30% to reach the desired setpoint value of 60%. The result of the experiment is shown in Figure 5.

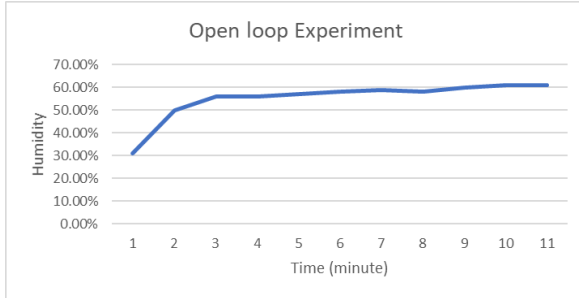


Fig. 5. Open loop test result

Based on the Figure 5, the actuator can achieve the desired setpoint within 10 minute, therefore we based the spraying duration for open loop control in accordance with the result.

#### B. Mode 1: Time Base (Open loop control)

In this mode, the system will spray twice a day, at 09.00-09.10 and 15.00-15.10. Data collection was carried out in 5 tests. The result of the experiment is shown in the Table 1.

TABLE I. MODE 1: TIME BASE (OPEN LOOP CONTROL) TEST RESULT

Day	1 <sup>st</sup> watering (09.00-09.10)		2 <sup>nd</sup> watering (15.00-15.10)	
	Start Humidity (%)	End Humidity (%)	Start Humidity (%)	End Humidity (%)
1	41	65	48	64
2	51	67	55	68
3	53	73	52	68
4	55	73	59	76
5	51	74	56	68

The test results show that a time-based automatic watering system can bring soil moisture to an ideal value (60% -78%), but if it is expected that the system "only needs" to reach a lower threshold value of 60%, then the system experiences energy wastage and is less than optimal

In this test, monitoring was also carried out at other than the time of spraying, at 13.00-14.00 and 17.00-18.00. In general, soil moisture is maintained at the ideal plant value, but on certain day, especially during hot weather, humidity can drop less than the recommended ideal value. As on the second day of testing at 13.00-14.00 the soil moisture dropped to a value of 53% as shown in Figure 6 below

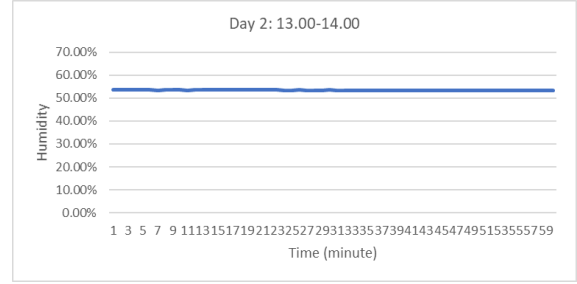


Fig. 6. Soil Humidity Day 2 13.00-14.00

#### C. Mode 2: Continuous control (proportional control)

In Mode 2, experiments is carried out using several proportional gains (Kp). The test was carried out 5 times with an initial value of humidity = 43% and set point of 60% with duration of 1 hour. The results of the test will be evaluated by selecting the best settling time (ts) and root mean square error (RMSE) values. The results of the test are shown in Table 2 below

TABLE II. PROPORTIONAL CONTROL TEST RESULTS

Test	Kp	ts (minute)	overshoot (%)	RMSE (%)
1	2	20	0	5,80
2	3	18	0	3,80
3	4	13	0	7,11
4	5	6	0	2,48
5	6	4	0	3,64

Based on the result, the proportional control system can achieved the desired humidity of 60% with no overshoot occurred. The Kp value of 5 is chosen, because it gave the minimum RMS, the transient response of Kp value = 5 shown in Figure 6.

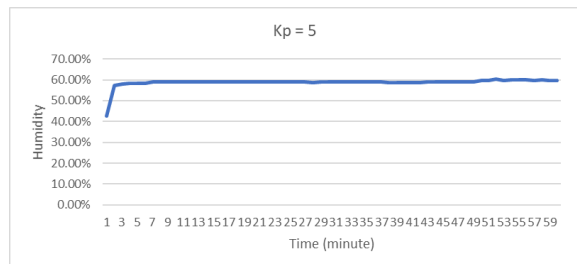


Fig. 7. Proportional Test Result with Kp = 5

#### D. Mode 3: Combination of Time-Base and Proportional control

A closed loop control system that is carried out continuously will be able to regulate soil moisture as desired. However, taking into account the results of the mode 1 test, that the humidity value can be maintained in the ideal range naturally desired, it is necessary to optimize the time-based method. In this mode, the proportional control system (with Kp=5) will be used simultaneously during the time-based method of spraying, specifically at 09.00-10.00 and 15.00-16.00. This is so that the system does not spray until it exceeds the ideal humidity threshold value = 60%. And the logical consequence is that there will be energy savings

because the spray pump is not operating. To measure energy consumption when the system is operating, an energy meter is used. The tool will display the total power used and used as the basis for calculating the total energy consumption of the system. The measurement results from the energy meter when the system is operating are shown in Figure 8 below



Fig. 8. Power Measurement Result

The test show that the power used for operating the system is 44,1 watt.

The experiment of this mode is carried out for 5 days. The result of experiment on day one at 09.00-10.00 is shown in the Figure 9.

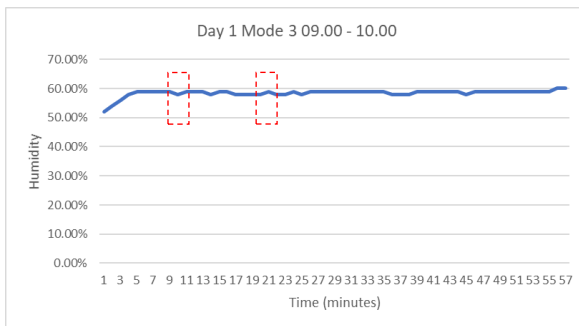


Fig. 9. Result of Mode 3 Day 1 at 09.00-10.00

The Figure 9 shown that the system can relatively maintain the soil humidity at 60% during 1 hour period, and we can see the proportional control took over when the humidity drop too low or going too high (see red dash block). The experimental results obtained in 5 tests showed relatively the same results. The result of experiment on day one at 15.00-16.00 is shown in the Figure 10.

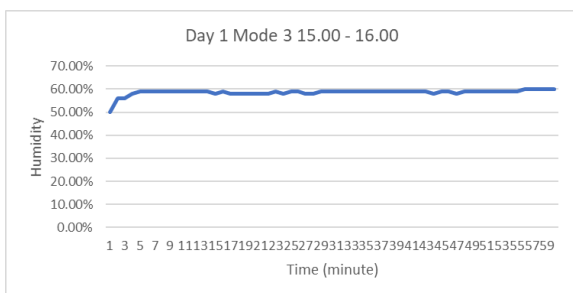


Fig. 10. Result of Mode 3 Day 1 at 15.00-16.00

The result of experiment on day two at 09.00-10.00 is shown in the Figure 11

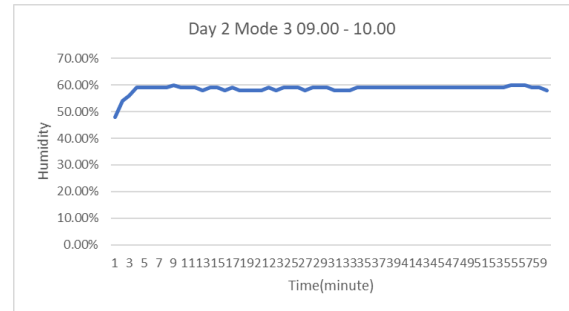


Fig. 11. Result of Mode 3 Day 2 at 09.00-10.00

The result of experiment on day two at 15.00-16.00 is shown in the Figure 12.

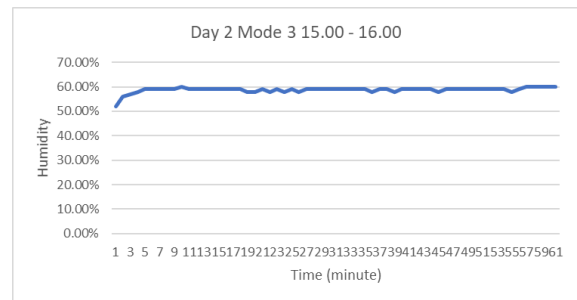


Fig. 12. Result of Mode 3 Day 2 at 15.00-16.00

The active duration of the pump is also calculated to measure the total energy consumption when Mode 3 is run for 1 hour, the sample taken is the active time at 09.00-10.00. The calculation of total energy consumption for days 1 - 5 at 09.00-10.00 are shown in Table 3 below.

TABLE III. ENERGY CONSUMPTION OF MODE 3 AT 09.00-10.00

Day	Pump Active Periode (second)	Total Energy (Joule)
1	288	12,700
2	289	12,745
3	289	12,745
4	290	12,789
5	289	12,745
<b>Average</b>		12,745

The result show the average energy consumption for Mode 3 is 12,745 joule while using Mode 1 with the duration of 10 minute spraying equal to energy consumption of 26,460 joule

#### IV. CONCLUSION

The experimental results show that the designed system works well to control soil moisture which is ideal for the growth and development of lettuce seedlings. In particular, Mode 3 presents an alternative to time-based open-loop control that is commonly used, by combining it with a proportional control system, it can be seen that energy use can drop significantly from 26,460 joules to a value of 12,745 joules.

Although it looks promising the use of a time-based control system needs to pay close attention to the geographical location and weather of the farm itself. Closed cultivation methods such as greenhouses will be more effective in reducing environmental influences even though the resulting investment costs can be greater.

#### REFERENCES

- [1] N. Eniza Riani, Karwati Zawani, "RESPON TANAMAN SELADA (*Lactuca sativa* L.) TERHADAP BERBAGAI KOMPOSISI MEDIA ORGANIK," *Crop Agro*, no. 1, 2018.
- [2] R. A. Umikalsum, "Analisis Usahatani Tanaman Selada Hidroponik pada Kebun Eve's Veggies Hydroponics Kota Palembang," *Societa: Jurnal Ilmu-Ilmu Agribisnis*, vol. 8 (1), 2020.
- [3] N. Yamori, C. P. Levine, N. S. Mattson, and W. Yamori, "Optimum root zone temperature of photosynthesis and plant growth depends on air temperature in lettuce plants," *Plant Mol Biol*, vol. 110, no. 4–5, 2022, doi: 10.1007/s11103-022-01249-w.
- [4] T. W. Tibbitts and G. Bottenberg, "Growth of Lettuce Under Controlled Humidity Levels1," *Journal of the American Society for Horticultural Science*, vol. 101, no. 1, 2022, doi: 10.21273/jashs.101.1.70.
- [5] I. K. A. Andika, Y. Setiyo, and I. P. G. Budisanjaya, "Analisis Iklim Mikro di dalam Sungkup Plastik pada Budidaya Tanaman Selada Keriting (*Lactuca sativa* var. *crispata* L.)," *Jurnal BETA (Biosistem dan Teknik Pertanian)*, vol. 7, no. 1, 2018, doi: 10.24843/jbeta.2019.v07.i01.p08.
- [6] A. Rio, B. Si. Nugroho, and Hasanuddin, "Rancang Bangun Pengendalian Kelembapan Tanah dan Suhu Lingkungan Tanaman Berbasis NodeMCU ESP8266," *Prisma Fisika*, vol. 10, no. 1, pp. 40–47, 2022, [Online]. Available: <https://jurnal.untan.ac.id/index.php/jpfu/article/view/53548>
- [7] S. K. Risandriya, "Pemantauan dan Pengendalian Kelembapan, Suhu, dan Intensitas Cahaya Tanaman Tomat dengan Logika Fuzzy Berbasis IoT," *Journal of Applied Electrical Engineering*, vol. 3, no. 1, pp. 9–14, Jun. 2019, doi: 10.30871/jaee.v3i1.1394.
- [8] R. Berenstein and Y. Edan, "Automatic Adjustable Spraying Device for Site-Specific Agricultural Application," *IEEE Transactions on Automation Science and Engineering*, vol. 15, no. 2, 2018, doi: 10.1109/TASE.2017.2656143.
- [9] A. M. Khafi, "Sistem Kendali Suhu Dan Kelembaban Pada Greenhouse Tanaman Sawi Berbasis IoT," *Generation Journal*, vol. 3, no. 2, p. 37, Aug. 2019, doi: 10.29407/gj.v3i2.12973.
- [10] Z. Zaida, I. Ardiansah, and M. A. Rizky, "Rancang Bangun Alat Pengendali Suhu dan Kelembaban Relatif pada Rumah Kaca dengan Informasi Berbasis Web," *Jurnal Teknotan*, vol. 11, no. 1, Jul. 2017, doi: 10.24198/jt.vol11n1.2.
- [11] I. P. G. Budisanjaya and I. N. Sucipta, "Rancang Bangun Pengendali Suhu, Kelembaban Udara dan Cahaya dalam Greenhouse Berbasis Arduino dan Android," *Jurnal Ilmiah Teknologi Pertanian Agrotechno*, vol. 3, no. 2, p. 325, Feb. 2019, doi: 10.24843/jitpa.2018.v03.i02.p03.
- [12] M. R. Brinton, E. Barcikowski, T. Davis, M. Paskett, J. A. George, and G. A. Clark, "Portable Take-Home System Enables Proportional Control and High-Resolution Data Logging With a Multi-Degree-of-Freedom Bionic Arm," *Front Robot AI*, vol. 7, Sep. 2020, doi: 10.3389/frobt.2020.559034.
- [13] N. Yang, Y. Li, and L. Shi, "Proportional Tracking Control of Positive Linear Systems," *IEEE Control Syst Lett*, vol. 6, pp. 1670–1675, 2022, doi: 10.1109/LCSYS.2021.3130638.
- [14] Q. Tang, C. Wu, J. Wu, C. Qin, L. Jiang, and G. Wang, "Electro-hydraulic Proportional Control System of Hole Distance for Rape Seedling Rotary Tillage Combined Transplanter," *Nongye Jixie Xuebao/Transactions of the Chinese Society for Agricultural Machinery*, vol. 51, no. 10, pp. 61–68, Oct. 2020, doi: 10.6041/j.issn.1000-1298.2020.10.008.
- [15] Y. R. Ko and T. H. Kim, "Feedforward plus feedback control of an electro-hydraulic valve system using a proportional control valve," *Actuators*, vol. 9, no. 2, Jun. 2020, doi: 10.3390/ACT9020045.
- [16] K. Ogata, *Modern Control Engineering 5th Edition*. 2002. doi: 10.1109/TAC.1972.1100013.
- [17] M. Fakhruddin, Y. Yuniarto, P. Ari Bawono, W. Heru, A. Eko, and T. Dista Yoel, "Realization of industrial based temperature heating control module using TK4S-T4RN," *Mater Today Proc.*, vol. 63, 2022, doi: 10.1016/j.matpr.2022.04.088.



**2. Bukti Proses Review Artikel dapat di-traking secara  
Online  
(16 Juni 2023)**

**Soil Moisture Control System for Lettuce Seeds: Time-based Alternative Approach**  
 Fakhruddin Mangkusamito, Ageng Rilla Aldonanda, Dista Yoel Tadeus

Submission   Review   Copyediting   Production

Submission Files

Search

12892-1	fakhm17, Author, Rockwool Moisture Control System for Lettuce Seeds_Time-based Alternative Approach.docx	Article Text
12924-1	mbimanugraha, Journal Manager, Article3214 - Similarity Score.pdf	Other
12938-1	mbimanugraha, Journal Manager, 3214-Article Text-12892-1-2-20230616.docx	Article Text

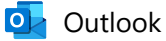
Download All Files

Pre-Review Discussions

Add discussion

Name	From	Last Reply	Replies	Closed
[SK] Editorial Assignment Article No.3214	mbimanugraha Jun/22	-	0	<input type="checkbox"/>

**3. Bukti Revisi dan Artikel yang Diresubmit  
(28 Juni 2023)**



**[SK] Editor Decision, Revision Request: Soil Moisture Control System for Lettuce Seeds: Time-based Alternative Approach**

**From** MB Nugraha <adminojs@umn.ac.id>  
**Date** Wed 6/28/2023 10:00 PM  
**To** Fakhruddin Mangkusasmito <fakhm17@lecturer.undip.ac.id>; Dista Yoel Tadeus <distayoel@gmail.com>

📎 1 attachments (1 MB)  
B-3214-Article Text-12939-1-4-20230622.docx;

Dear Fakhruddin Mangkusasmito, Dista Yoel Tadeus,

After careful review, we have reached a decision regarding your submission to **Ultima Computing : Jurnal Sistem Komputer**, titled "**Soil Moisture Control System for Lettuce Seeds: Time-based Alternative Approach**".

Your article requires **REVISION** to be formally accepted and published in our Journal. You are asked to submit a revised full manuscript, according to the comments from reviewers. Our Editorial Team will check whether the revised version of the manuscript already addresses all points taken from the reviewers' comments.

Please upload the revised version on the Revision Section on your submission page within **2 weeks** using **Word (.doc/.docx) format**.

Editor Notes :

-----

- Please read the reviewers' comments carefully.

Thank you for your cooperation

--

MB Nugraha  
Universitas Multimedia Nusantara  
mb.nugraha@umn.ac.id  
Editor, Ultima Computing : Jurnal Sistem Komputer

-----

Reviewer B:

-----

Does the paper contribute to the body of knowledge?

Yes

Is the paper technically sound?

Yes

Is the subject matter presented in comprehensive manner?

Yes

Are the references provided applicable and sufficient?

Yes

Are there references that are not appropriate for the topic being discussed?

No

If yes, then please indicate which reference should be removed.

Comments to the Author :

-

-----

-----

Reviewer C:

-----

Does the paper contribute to the body of knowledge?

Neutral

Is the paper technically sound?

Yes

Is the subject matter presented in comprehensive manner?

Yes

Are the references provided applicable and sufficient?

Yes

Are there references that are not appropriate for the topic being discussed?

No

If yes, then please indicate which reference should be removed.

-

Comments to the Author :

Content

- Please explicitly state the 'gap' from previous works that this work is trying to fill.
- It would help readers if they have an 'illustrations' of how the 'time-based' and 'proportional' control in this paper works.
- Authors can do this by updating Fig 9-12, i.e., adding a second line that indicates when the 'time-based' control is on, and when the 'proportional' control is on.

Grammatical errors

- Please check the figures and tables, there are still some words in Bahasa Indonesia
- Please check some grammatical errors (minor, but better to be fixed).

-----

-----

This message is being delivered on behalf of the **Ultima Computing: Jurnal Sistem Komputer**.

Please **do not reply** to this email.

Any inquiries related to our Journal can be addressed to [ftijurnal@umn.ac.id](mailto:ftijurnal@umn.ac.id), [ultimacomputing@umn.ac.id](mailto:ultimacomputing@umn.ac.id) or directly to our editors.

-----

**UNIVERSITAS MULTIMEDIA NUSANTARA**  
***"Excellent Career Begins With Excellent Education"***

Jl. Scientia Boulevard, Gading Serpong,

Tangerang, Banten - 15811 Indonesia

(t) +62-21.5422.0808

(t) +62-21.5422.0909

Facebook: Universitas Multimedia Nusantara

Twitter: @umn\_serpong

Web: [www.umn.ac.id](http://www.umn.ac.id)

# Soil Moisture Control System for Lettuce Seeds: Time-based Alternative Approach

Fakhruddin Mangkusasmito<sup>1</sup>, Ageng Rilla Aldonanda<sup>2</sup>, Dista Yoel Tadeus<sup>1</sup>

<sup>1</sup>STr. Teknik Listrik Industri, Sekolah Vokasi Universitas Diponegoro, Semarang, Indonesia.

<sup>2</sup>STr. Teknologi Rekayasa Otomasi, Sekolah Vokasi Universitas Diponegoro, Semarang, Indonesia.

Accepted on mmmmm dd, yyyy

Approved on mmmmm dd, yyyy

**Abstract**—The utilization of lettuce leaves as a nutritious dish has made its demand relatively high. This research presents a moisture control method to optimize seed growth for lettuce. The prototype system has been developed using Arduino Mega, DF Robot soil moisture humidity sensor, and DC spraying pump for testing three different control scenarios, the open loop control system (time-based), the Proportional control system, and the combination of open loop and Proportional control method as an alternative. The results show that each control method can achieved the desired moisture of rockwool at 60%. Also the combination of open loop and Proportional control can lessen energy usage of the system up to 51% compared to common open loop method.

**Index Terms**—lettuce; moisture control; open loop; Proportional control; energy efficiency

## I. INTRODUCTION

As one of the most demanded vegetable commodities, lettuce (*Lactuca sativa* L.) has been cultivated both using conventional and hydroponic methods. The hydroponic method aims to increase productivity, especially in narrow land, research shows that the hydroponic cultivation method for lettuce plants is feasible and still provides financial benefits[1][2]. Temperature and humidity are environmental variables that are very important to consider in cultivating hydroponic lettuce in a greenhouse system. Lettuce growth will be optimal in the air temperature range of 25°C to 28°C and humidity ranging from 60% to 78%. Unstable temperature and humidity conditions may cause the plants to wilt and interfere with the development of seedlings[3][4]. In order for lettuce plants to germinate properly, soil humidity needs to be maintained at a value of 60% [5]. Control of soil moisture is generally done by spraying water as needed, to achieve the desired humidity level[6], [7].

For commercial use, automatic spraying devices are generally time-based (e.g., Spraying Systems co, PulaJet, AutoJet, AQUALIN, Yardsmith and Universal)[8], the user will be asked to set the desired spraying hours, and in some products, the length of time can also be adjusted according to user needs. Even though there have been many studies that have

developed based on closed-loop systems using sensors and microcontroller, such as the DHT 11 sensor,[9]–[11] the open-loop spraying system is still considered efficient and commonly used. On the other hand, in closed-loop control schemes, proportional control systems are also widely used for various industrial applications[12]–[15], this control system was chosen because it is relatively simple and easy to fine-tune[16].

This research will examine the effectiveness of time-based automatic spraying (open-loop control) in terms of maintaining the desired soil or rockwool moisture value, with the addition of a proportional control method (closed-loop) when the spraying schedule is executed. It is hoped that the combination of these control methods can improve the performance of similar spraying systems that are already on the market, especially in term of energy conservation. This system will be built using Arduino Mega microcontroller, DF Robot soil Moisture humidity sensor, real-time clock (RTC), and actuator in the form of a DC spraying pump, and Micro SD Module for data logging purpose.

## II. METHODS

### A. Block Diagram of Component

The system is developed based on Arduino Mega 2560, to operate the system properly, the main component used for this research is shown in the Figure 1. below




Fig. 1. Main Components of System

The main parts of the system shown in Figure 1 are as follow

- **Arduino Mega 2560** works as a place to process all the data used to drive the mini pump, as well as process data from sensors.
- **Moisture sensors** are used to read the humidity in the planting medium for control purposes and logging data
- **Time RTC** is used as a spraying time marker which is then set in the Arduino program which will later be forwarded to the DC pump actuator
- **The DC pump** is used to carry out the process of spraying water from the water storage area to the planting medium through a PVC hose. The use of the pump is assisted by a nozzle outlet to produce water in the form of a light mist.

### B. Block Diagram of Control System

This research use both open loop and closed loop control system for different scenario of experiments. The setpoint is set to 60% of soil humidity. The open-loop control diagram is shown in Figure 2.

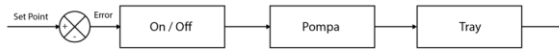


Fig. 2. Open loop control system

In the open loop control method, the operation time must be set before, in order to activate the spraying mechanism to achieve setpoint. RTC is used to give accurate time of operation. Close loop control method is used for continuously regulate the humidity. The closed-loop control diagram is shown in Figure 3.

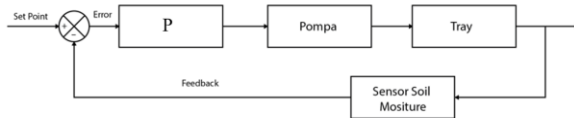


Fig. 3. Cloed loop control system

The closed-loop control system used proportional method, with the gain of proportional ( $K_p$ ) is obtain through several experiments and performance evaluation. The proportional control system implemented in this study is the time-proportional method, which can be found in industrial temperature controllers such as Autonics products[17], when the control signal output (CO) from proportional control = 100%, the system will be active for 5 seconds, or according to the following equation

$$T_s = CO.5 \text{ second} \quad (1)$$

with  $T_s$  is time of spray.

### C. Hardware Design and System Feature

The system is build using galvanized iron material, with three segments for seedling cultivation. The three-dimensional design of the soil moisture control system is shown in Figure 4 below

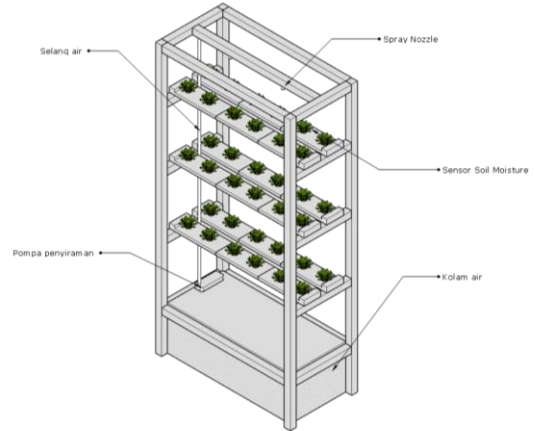


Fig. 4. 3D Design of System

The specifications for this soil moisture control system are as follows:

1. The dimensions are 1.8 meters x 1 meter.
2. Using 220 VAC power
3. Using 12VDC power supply
4. Using a 6mm Plastic Nozzle
5. Using the Arduino Mega 2560 Microcontroller
6. Using the waterproof DF Robot Soil Moisture Humidity Sensor
7. Using Real Time Clock is an electronic clock in the form of a chip that can accurately calculate time (from seconds to years) and maintain/store data of that time in real time.
8. Using a MicroSD Module as a data logger storage of spraying record.
9. Using LCD I<sup>2</sup>C 20x4 as display
10. Using a 12V 100 PSI SINLEADER Pump.
11. There are 3 modes in 1 sprinkle system:
  - Mode 1: Time Base (Open loop control)
  - Mode 2: Continous control (proportional control)
  - Mode 3: Combination of Time-Base and Proportional control
12. Three-segment for seedling cultivation

## III. RESULT AND ANALYSIS

The experiment was carried out in January-February 2023, in the Undip Vocational School area, the system was placed in a semi-outdoor area which still got sunlight and a little bit of rain during rainy days. The interval of data acquisition is 1 minute.



### A. Open Loop Experiment

Open loop testing is carried out to see the effect of the actuator on changes in the variable to be controlled, namely soil moisture. The results of this experiment will be used as a reference for choosing the duration of plant spraying. The experiment is conducted at 09.00 WIB, from the initial humidity condition of 30% to reach the desired setpoint value of 60%. The result of the experiment is shown in Figure 5.

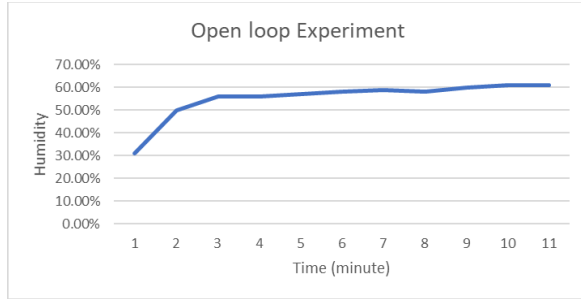


Fig. 5. Open loop test result

Based on the Figure 5, the actuator can achieve the desired setpoint within 10 minutes, therefore we based the spraying duration for open loop control in accordance with the result.

### B. Mode 1: Time Base (Open loop control)

In this mode, the system will spray twice a day, at 09.00-09.10 and 15.00-15.10. Data collection was carried out in 5 tests. The result of the experiment is shown in the Table 1.

TABLE I. MODE 1: TIME BASE (OPEN LOOP CONTROL) TEST RESULT

Day	1 <sup>st</sup> watering (09.00 -09.10)		2 <sup>nd</sup> watering (15.00-15.10)	
	Start Humidity (%)	End Humidity (%)	Start Humidity (%)	End Humidity (%)
1	41	65	48	64
2	51	67	55	68
3	53	73	52	68
4	55	73	59	76
5	51	74	56	68

The test results show that a time-based automatic watering system can bring soil moisture to an ideal value (60% -78%), but if it is expected that the system "only needs" to reach a lower threshold value of 60%, then the system experiences energy wastage and less optimal.

In this test, monitoring was also carried out at other than the time of spraying, at 13.00-14.00 and 17.00-18.00, to monitor the soil humidity outside of spraying schedule. In general, soil moisture is maintained at the ideal plant value, but on certain day, especially during hot weather, humidity can drop less than the recommended ideal value. As on the second day of testing at 13.00-14.00 the soil moisture dropped to a value of 53% as shown in Figure 6 below

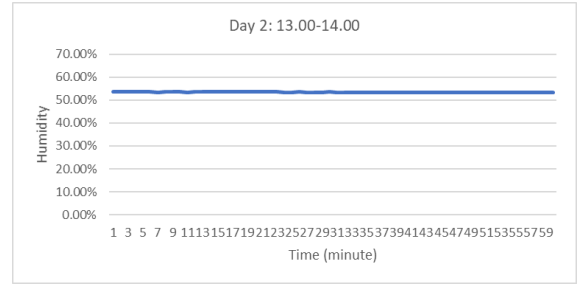


Fig. 6. Soil Humidity Day 2 13.00-14.00

### C. Mode 2: Continuous control (proportional control)

In Mode 2, experiments is carried out using several proportional gains ( $K_p$ ). The test was carried out 5 times with an initial value of humidity = 43% and set point of 60% with duration of 1 hour. The results of the test will be evaluated by selecting the best settling time ( $t_s$ ) and root mean square error (RMSE) values. The results of the test are shown in Table 2 below

TABLE II. PROPORTIONAL CONTROL TEST RESULTS

Test	$K_p$	$t_s$ (minute)	overshoot (%)	RMSE (%)
1	2	20	0	5,80
2	3	18	0	3,80
3	4	13	0	7,11
4	5	6	0	2,48
5	6	4	0	3,64

Based on the result, the proportional control system can achieve the desired humidity of 60% with no overshoot occurred. The  $K_p$  value of 5 is chosen, because it gave the minimum RMS, the transient response of  $K_p$  value = 5 shown in Figure 6.

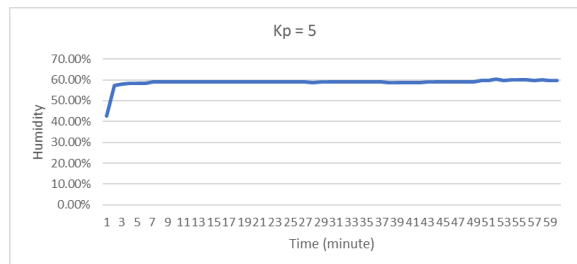


Fig. 7. Proportional Test Result with  $K_p = 5$

### D. Mode 3: Combination of Time-Base and Proportional control

A closed loop control system that is carried out continuously will be able to regulate soil moisture as desired. However, taking into account the results of the mode 1 test, that the humidity value can be maintained in the ideal range naturally, it is necessary to optimize the time-based method. In this mode, the proportional control system (with  $K_p=5$ ) will be used simultaneously during the time-based method of spraying, specifically at 09.00-10.00 and 15.00-16.00. This is so that the system does not spray until it exceeds the ideal humidity threshold value = 60%. And the logical consequence is that there will be energy savings

because the spray pump is not operating. To measure energy consumption when the system is operating, an energy meter is used. The tool will display the total power used and used as the basis for calculating the total energy consumption of the system. The measurement results from the energy meter when the system is operating is shown in Figure 8 below



Fig. 8. Power Measurement Result

The test show that the power used for operating the system is 44,1 watt.

The experiment of this mode is carried out for 5 days. The result of experiment on day one at 09.00-10.00 is shown in the Figure 9.

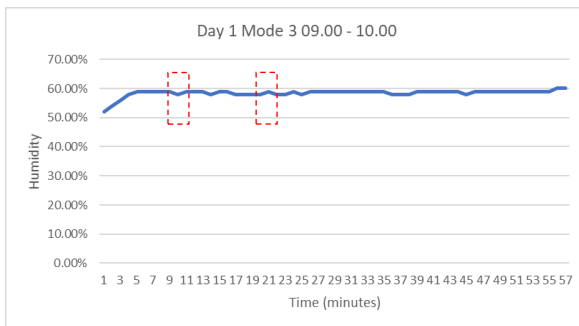


Fig. 9. Result of Mode 3 Day 1 at 09.00-10.00

The Figure 9 shown that the system can relatively maintain the soil humidity at 60% during an hour period, and we can see the proportional control took over when the humidity drops too low or going too high (see red dash block). The experimental results obtained in 5 tests showed relatively the same results. The result of experiment on day one at 15.00-16.00 is shown in the Figure 10.

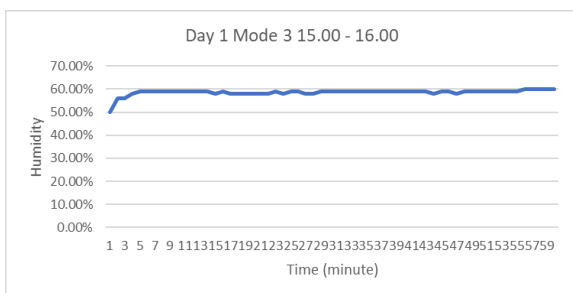


Fig. 10. Result of Mode 3 Day 1 at 15.00-16.00

The result of experiment on day two at 09.00-10.00 is shown in the Figure 11

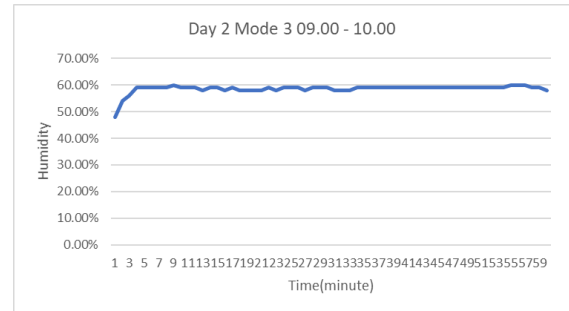


Fig. 11. Result of Mode 3 Day 2 at 09.00-10.00

The result of experiment on day two at 15.00-16.00 is shown in the Figure 12.

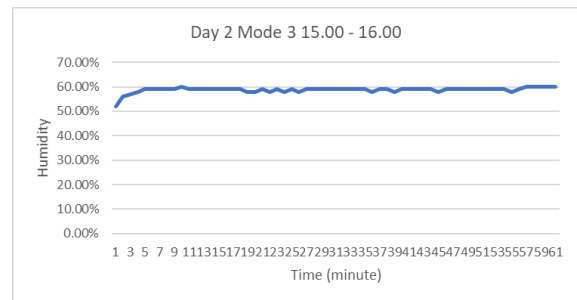


Fig. 12. Result of Mode 3 Day 2 at 15.00-16.00

The active duration of the pump is also calculated to measure the total energy consumption when Mode 3 is run for 1 hour, the sample taken is the active time at 09.00-10.00. The calculation of total energy consumption for days 1 - 5 at 09.00-10.00 are shown in Table 3 below.

TABLE III. ENERGY CONSUMPTION OF MODE 3 AT 09.00-10.00

Day	Pump Active Periode (second)	Total Energy (Joule)
1	288	12,700
2	289	12,745
3	289	12,745
4	290	12,789
5	289	12,745
<b>Average</b>		12,745

The result shows the average energy consumption for Mode 3 is 12,745 joule while using Mode 1 with the duration of 10 minute spraying equal to energy consumption of 26,460 joule

#### IV. CONCLUSION

The experimental results show that the designed system works well to control soil moisture which is ideal for the growth and development of lettuce seedlings. In particular, Mode 3 presents an alternative to time-based open-loop control that is commonly used, by combining it with a proportional control system, it can be seen that energy use can drop significantly from 26,460 joules to a value of 12,745 joules.

Although it looks promising the use of a time-based control system needs to pay close attention to the geographical location and weather of the farm itself. Closed cultivation methods such as greenhouses will be more effective in reducing environmental influences even though the investment costs may be greater.

#### REFERENCES

- [1] N. Eniza Riani, Karwati Zawani, "RESPON TANAMAN SELADA (*Lactuca sativa* L.) TERHADAP BERBAGAI KOMPOSISI MEDIA ORGANIK," *Crop Agro*, no. 1, 2018.
- [2] R. A. Umikalsum, "Analisis Usahatani Tanaman Selada Hidroponik pada Kebun Eve's Veggies Hydroponics Kota Palembang," *Societa: Jurnal Ilmu-Ilmu Agribisnis*, vol. 8 (1), 2020.
- [3] N. Yamori, C. P. Levine, N. S. Mattson, and W. Yamori, "Optimum root zone temperature of photosynthesis and plant growth depends on air temperature in lettuce plants," *Plant Mol Biol*, vol. 110, no. 4–5, 2022, doi: 10.1007/s11103-022-01249-w.
- [4] T. W. Tibbitts and G. Bottenberg, "Growth of Lettuce Under Controlled Humidity Levels1," *Journal of the American Society for Horticultural Science*, vol. 101, no. 1, 2022, doi: 10.21273/jashs.101.1.70.
- [5] I. K. A. Andika, Y. Setiyo, and I. P. G. Budisanjaya, "Analisis Iklim Mikro di dalam Sungkup Plastik pada Budidaya Tanaman Selada Keriting (*Lactuca sativa* var. *crisp* L.)," *Jurnal BETA (Biosistem dan Teknik Pertanian)*, vol. 7, no. 1, 2018, doi: 10.24843/jbeta.2019.v07.i01.p08.
- [6] A. Rio, B. Si. Nugroho, and Hasanuddin, "Rancang Bangun Pengendalian Kelembapan Tanah dan Suhu Lingkungan Tanaman Berbasis NodeMCU ESP8266," *Prisma Fisika*, vol. 10, no. 1, pp. 40–47, 2022, [Online]. Available: <https://jurnal.untan.ac.id/index.php/jpfu/article/view/53548>
- [7] S. K. Risandriya, "Pemantauan dan Pengendalian Kelembapan, Suhu, dan Intensitas Cahaya Tanaman Tomat dengan Logika Fuzzy Berbasis IoT," *Journal of Applied Electrical Engineering*, vol. 3, no. 1, pp. 9–14, Jun. 2019, doi: 10.30871/jaee.v3i1.1394.
- [8] R. Berenstein and Y. Edan, "Automatic Adjustable Spraying Device for Site-Specific Agricultural Application," *IEEE Transactions on Automation Science and Engineering*, vol. 15, no. 2, 2018, doi: 10.1109/TASE.2017.2656143.
- [9] A. M. Khafi, "Sistem Kendali Suhu Dan Kelembaban Pada Greenhouse Tanaman Sawi Berbasis IoT," *Generation Journal*, vol. 3, no. 2, p. 37, Aug. 2019, doi: 10.29407/gj.v3i2.12973.
- [10] Z. Zaida, I. Ardiansah, and M. A. Rizky, "Rancang Bangun Alat Pengendali Suhu dan Kelembaban Relatif pada Rumah Kaca dengan Informasi Berbasis Web," *Jurnal Teknotan*, vol. 11, no. 1, Jul. 2017, doi: 10.24198/jt.vol11n1.2.
- [11] I. P. G. Budisanjaya and I. N. Sucipta, "Rancang Bangun Pengendali Suhu, Kelembaban Udara dan Cahaya dalam Greenhouse Berbasis Arduino dan Android," *Jurnal Ilmiah Teknologi Pertanian Agrotechno*, vol. 3, no. 2, p. 325, Feb. 2019, doi: 10.24843/jitpa.2018.v03.i02.p03.
- [12] M. R. Brinton, E. Barcikowski, T. Davis, M. Paskett, J. A. George, and G. A. Clark, "Portable Take-Home System Enables Proportional Control and High-Resolution Data Logging With a Multi-Degree-of-Freedom Bionic Arm," *Front Robot AI*, vol. 7, Sep. 2020, doi: 10.3389/frobt.2020.559034.
- [13] N. Yang, Y. Li, and L. Shi, "Proportional Tracking Control of Positive Linear Systems," *IEEE Control Syst Lett*, vol. 6, pp. 1670–1675, 2022, doi: 10.1109/LCSYS.2021.3130638.
- [14] Q. Tang, C. Wu, J. Wu, C. Qin, L. Jiang, and G. Wang, "Electro-hydraulic Proportional Control System of Hole Distance for Rape Seedling Rotary Tillage Combined Transplanter," *Nongye Jixie Xuebao/Transactions of the Chinese Society for Agricultural Machinery*, vol. 51, no. 10, pp. 61–68, Oct. 2020, doi: 10.6041/j.issn.1000-1298.2020.10.008.
- [15] Y. R. Ko and T. H. Kim, "Feedforward plus feedback control of an electro-hydraulic valve system using a proportional control valve," *Actuators*, vol. 9, no. 2, Jun. 2020, doi: 10.3390/ACT9020045.
- [16] K. Ogata, *Modern Control Engineering 5th Edition*. 2002. doi: 10.1109/TAC.1972.1100013.
- [17] M. Fakhruddin, Y. Yuniarto, P. Ari Bawono, W. Heru, A. Eko, and T. Dista Yoel, "Realization of industrial based temperature heating control module using TK4S-T4RN," *Mater Today Proc.*, vol. 63, 2022, doi: 10.1016/j.matpr.2022.04.088.

**4. Bukti Email Revisi Artikel Diterima  
(30 Juni 2023)**



Outlook

---

**[SK] Editor Final Decision: Soil Moisture Control System for Lettuce Seeds: Time-based Alternative Approach**

---

**From** MB Nugraha <adminojs@umn.ac.id>

**Date** Fri 6/30/2023 3:43 PM

**To** Fakhruddin Mangkusasmito <fakhm17@lecturer.undip.ac.id>; Dista Yoel Tadeus <distayoel@gmail.com>

Dear Fakhruddin Mangkusasmito, Dista Yoel Tadeus,

We have reached a decision regarding your submission to *Ultima Computing : Jurnal Sistem Komputer*, titled "Soil Moisture Control System for Lettuce Seeds: Time-based Alternative Approach".

Our decision is to **ACCEPT** your article to be published in our Journal in the earliest edition. Congratulations on your article acceptance and publication in our Journal.

Thank you for your consideration in publishing your work in our Journals, we hope to hear from you and publishing your works again in the future.

Best regards,

--

MB Nugraha

Universitas Multimedia Nusantara

mb.nugraha@umn.ac.id

Editor, *Ultima Computing : Jurnal Sistem Komputer*

-----  
This message is being delivered on behalf of the **Ultima Computing: Jurnal Sistem Komputer**.

Please **do not reply** to this email.

Any inquiries related to our Journal can be addressed to [ftijurnal@umn.ac.id](mailto:ftijurnal@umn.ac.id), [ultimacomputing@umn.ac.id](mailto:ultimacomputing@umn.ac.id) or directly to our editors.

-----

**UNIVERSITAS MULTIMEDIA NUSANTARA**  
***"Excellent Career Begins With Excellent Education"***

Jl. Scientia Boulevard, Gading Serpong,

Tangerang, Banten - 15811 Indonesia

(t) +62-21.5422.0808

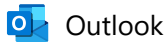
(t) +62-21.5422.0909

Facebook: Universitas Multimedia Nusantara

Twitter: @umn\_serpong

Web: [www.umn.ac.id](http://www.umn.ac.id)

**5. Bukti Email Proses Editing Artikel Telah Selesai  
dan siap diterbitkan  
(16 Juli 2023)**



Outlook

---

**[SK] Editor Decision, Send To Production: Soil Moisture Control System for Lettuce Seeds: Time-based Alternative Approach**

---

**From** MB Nugraha <adminojs@umn.ac.id>**Date** Sun 7/16/2023 4:13 PM**To** Fakhruddin Mangkusasmito <fakhm17@lecturer.undip.ac.id>; Ageng Rilla Aldonanda <distayoel@gmail.com>

Hello Fakhruddin Mangkusasmito, Ageng Rilla Aldonanda, Dista Yoel Tadeus,

The editing of your submission, "Soil Moisture Control System for Lettuce Seeds: Time-based Alternative Approach," is complete. We are now sending it to production to be published in the next edition.

Submission URL: <https://ejournals.umn.ac.id/index.php/SK/authorDashboard/submission/3214>

Regards,

MB Nugraha

Universitas Multimedia Nusantara

mb.nugraha@umn.ac.id

Editor-in-Chief, Ultima Computing : Jurnal Sistem Komputer

-----  
This message is being delivered on behalf of the **Ultima Computing: Jurnal Sistem Komputer**.

Please **do not reply** to this email.

Any inquiries related to our Journal can be addressed to [ftijurnal@umn.ac.id](mailto:ftijurnal@umn.ac.id), [ultimacomputing@umn.ac.id](mailto:ultimacomputing@umn.ac.id) or directly to our editors.

-----

**UNIVERSITAS MULTIMEDIA NUSANTARA**  
**"Excellent Career Begins With Excellent Education"**

Jl. Scientia Boulevard, Gading Serpong,

Tangerang, Banten - 15811 Indonesia

(t) +62-21.5422.0808

(t) +62-21.5422.0909

Facebook: Universitas Multimedia Nusantara

Twitter: @umn\_serpong

Web: [www.umn.ac.id](http://www.umn.ac.id)